



US00D330800S

United States Patent [19]

[11] Patent Number: **Des. 330,800**

Lucas

[45] Date of Patent: **** Nov. 10, 1992**

[54] SHOE OUTSOLE

[75] Inventor: **Robert J. Lucas, Portland, Oreg.**

[73] Assignees: **Nike, Inc.; Nike International, Ltd., Beaverton, Oreg.**

[**] Term: **14 Years**

[21] Appl. No.: **806,417**

[22] Filed: **Dec. 13, 1991**

[52] U.S. Cl. **D2/320**

[58] Field of Search **D2/264, 265, 274, 311, D2/317-322; 36/25 R, 28, 29, 32 R, 59 R, 59 C, 43, 44, 114, 132, 136**

[56] References Cited

U.S. PATENT DOCUMENTS

D. 281,642	12/1985	Fuzita	D2/320
D. 308,908	7/1990	Kiyosawa	D2/320
D. 318,170	7/1991	Hatfield	D2/320
D. 319,726	9/1991	Lucas	D2/320
D. 320,690	10/1991	Lucas	D2/320
D. 322,511	12/1991	Lucas	D2/320
4,364,190	12/1982	Yonkers	36/32 R
4,378,643	4/1983	Johnson	36/129
4,439,936	4/1984	Clarke et al.	36/102
4,538,366	9/1985	Norton	36/32 R
4,658,514	4/1987	Shin	36/30 R

OTHER PUBLICATIONS

The Fall 1988 Nike Footwear Catalog, published Jan., 1988, pp. 8-9.

The Fall 1991 Nike Footwear Catalog, published Jan., 1991, pp. 6-9, 10-11, and 16-17.

The Spring 1992 Nike Footwear Catalog, published Jun., 1991, pp. 14-15 and 16-17.

Primary Examiner—Louis S. Zarfes

Attorney, Agent, or Firm—Banner, Birch, McKie & Beckett

[57] CLAIM

The ornamental design for a shoe outsole, as shown and described.

DESCRIPTION

FIG. 1 is a bottom plan view of a shoe outsole showing my new design;

FIG. 2 is a side view of the shoe outsole shown in FIG. 1;

FIG. 3 is a side view of the the other side of the shoe outsole shown in FIG. 1;

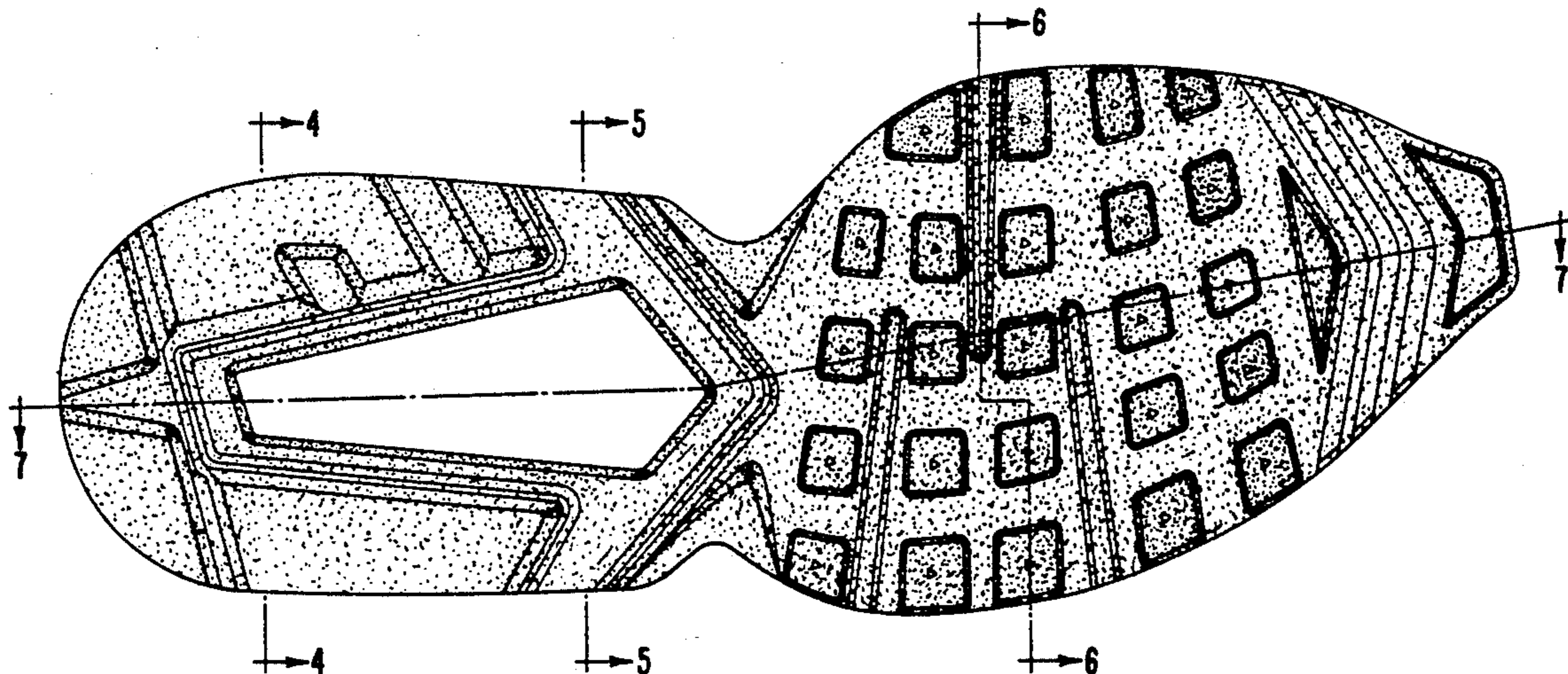
FIG. 4 is a cross section taken along line 4-4 of FIG. 1;

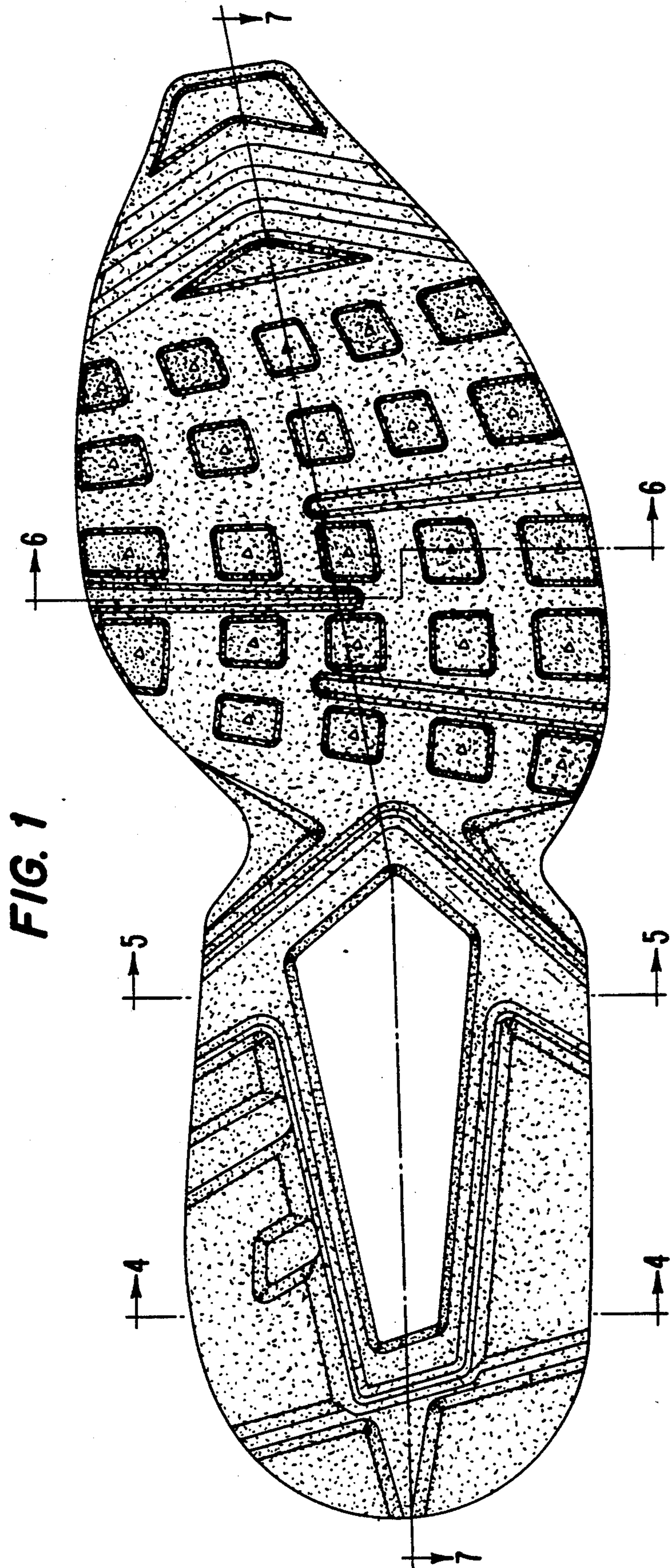
FIG. 5 is a cross section taken along line 5-5 of FIG. 1;

FIG. 6 is a cross section taken along line 6-6 of FIG. 1; and,

FIG. 7 is a cross section taken along line 7-7 of FIG. 1.

The broken line showing of an upper in FIGS. 2 and 3 is for illustrative purposes only and forms no part of the claimed design.





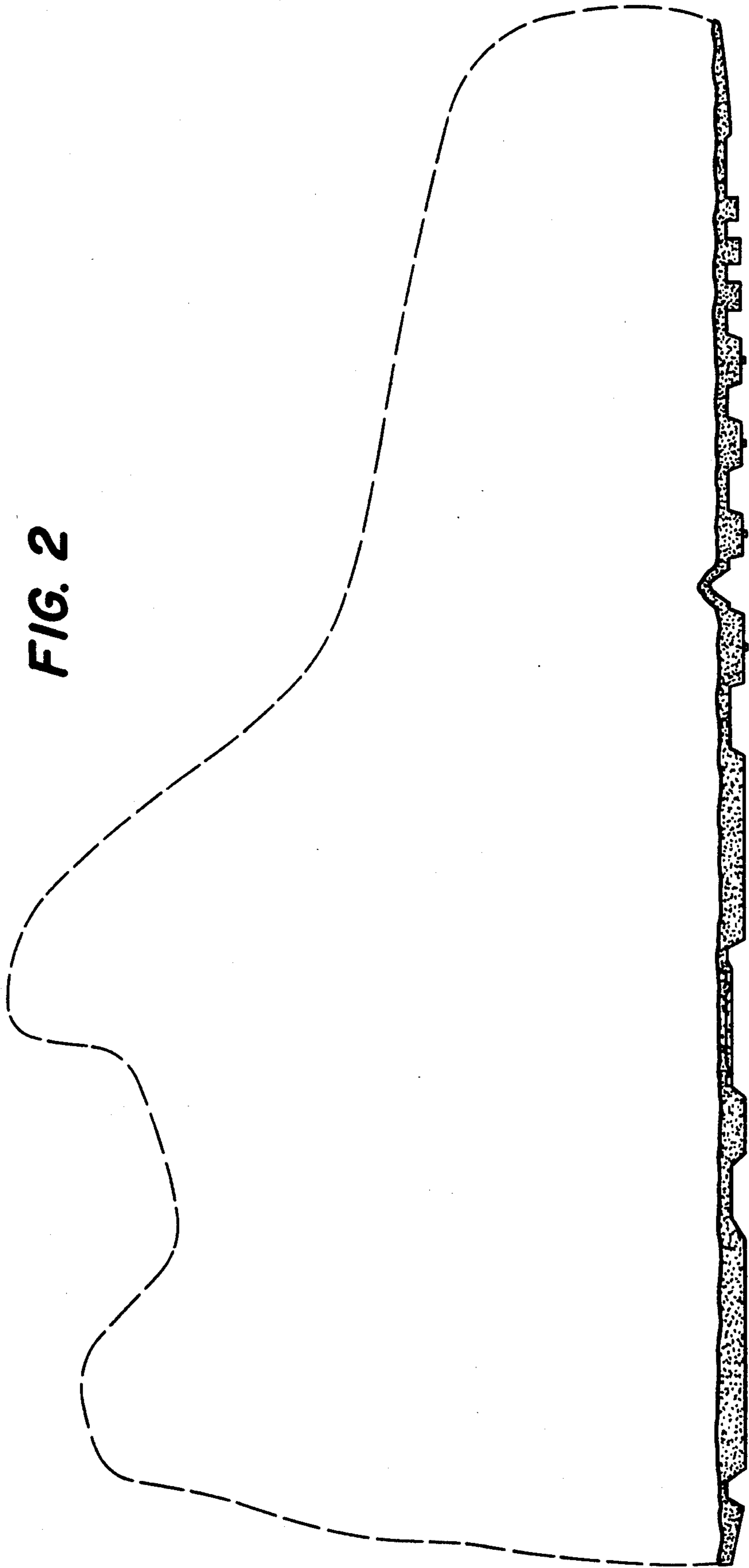


FIG. 2

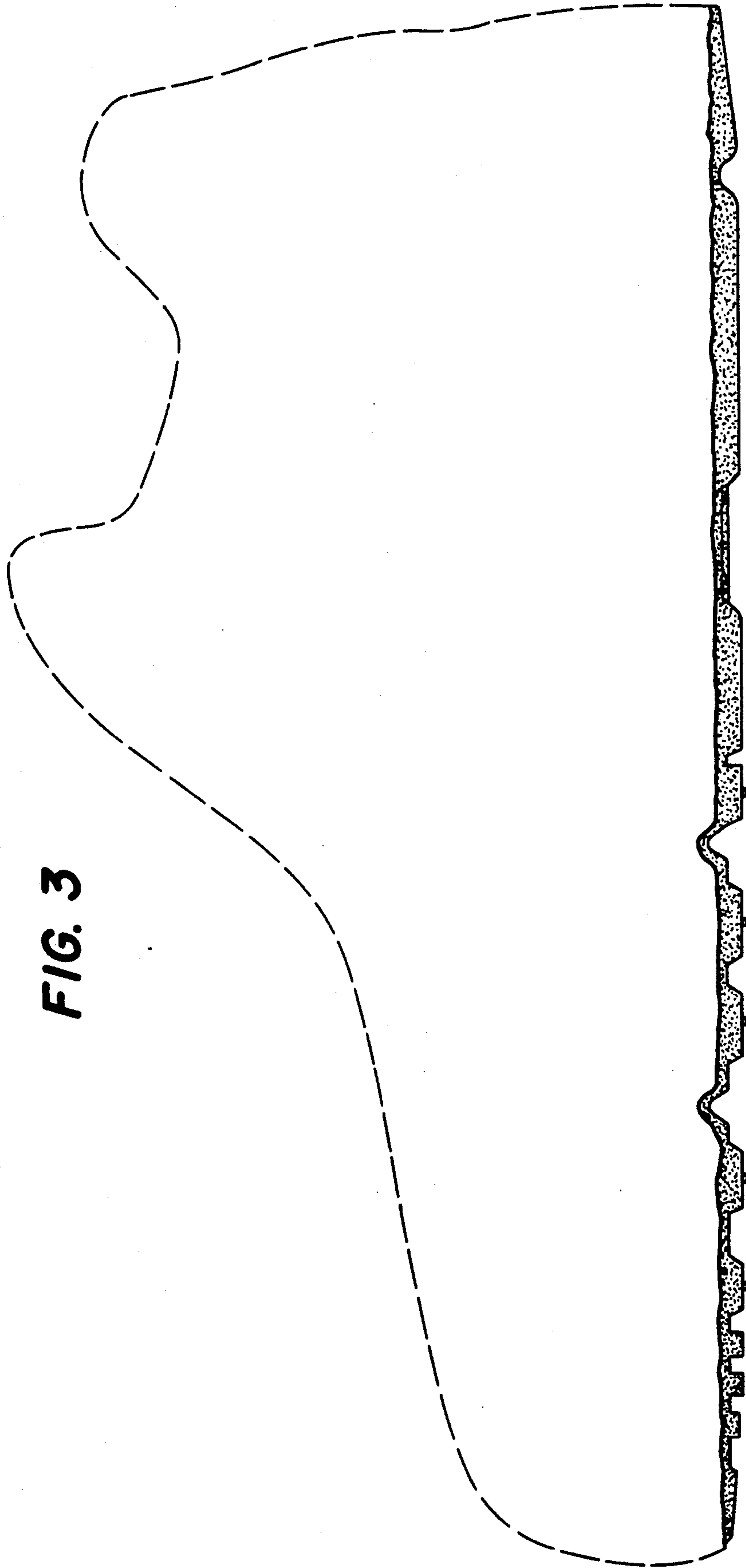


FIG. 3

FIG. 4



FIG. 5



FIG. 6



FIG. 7

