



US00D330798S

# United States Patent [19]

Hatfield et al.

[11] Patent Number: Des. 330,798

[45] Date of Patent: \*\* Nov. 10, 1992

[54] SHOE MIDSOLE

[75] Inventors: Tinker L. Hatfield, Portland; Eric Avar, Beaverton, both of Oreg.

[73] Assignees: Nike, Inc.; Nike International, Beaverton, Oreg.

[\*\*] Term: 14 Years

[21] Appl. No.: 764,476

[22] Filed: Sep. 24, 1991

[52] U.S. Cl. .... D2/318; D2/314

[58] Field of Search ..... D2/264, 265, 274, 311, D2/317-321; 36/25 R, 28, 29, 32 R, 43, 44, 59 R, 59 C, 101-107, 114, 132, 136, 45

[56] References Cited

### U.S. PATENT DOCUMENTS

D. 265,018	6/1982	Vermonet	.....	D2/320
D. 265,019	6/1982	Vermonet	.....	D2/320
D. 296,152	6/1988	Selbiger	.....	D2/320
D. 308,592	6/1990	Kayano	.....	D2/320
D. 311,447	10/1990	Hatfield	.....	D2/320
D. 312,918	12/1990	Aveni	.....	D2/314
D. 313,113	12/1990	Aveni	.....	D2/320
D. 316,324	4/1991	Rogers	.....	D2/320
D. 316,626	5/1991	Hatfield	.....	D2/320
D. 317,828	7/1991	Rogers	.....	D2/320
D. 319,331	8/1991	Hatfield	.....	D2/320
D. 319,337	8/1991	Hatfield	.....	D2/320
D. 321,776	11/1991	Hatfield	.....	D2/320
D. 321,973	12/1991	Hatfield	.....	D2/320
D. 323,418	1/1992	Hatfield	.....	D2/314
D. 323,423	1/1992	Rogers	.....	D2/320

D. 325,667 4/1992 Smith, III ..... D2/320

### OTHER PUBLICATIONS

The Spring 1986 Nike Performance Catalog, p. 64.  
The cover of the Spring 1988 Nike Footwear Catalog and p. 4, and the Fall 1990 Nike Footwear Catalog pp. 8, 22, 24 and 32.  
The Spring 1990 Nike Footwear Catalog, p. 28.  
The Fall 1987 Nike Footwear Catalog, p. 8.

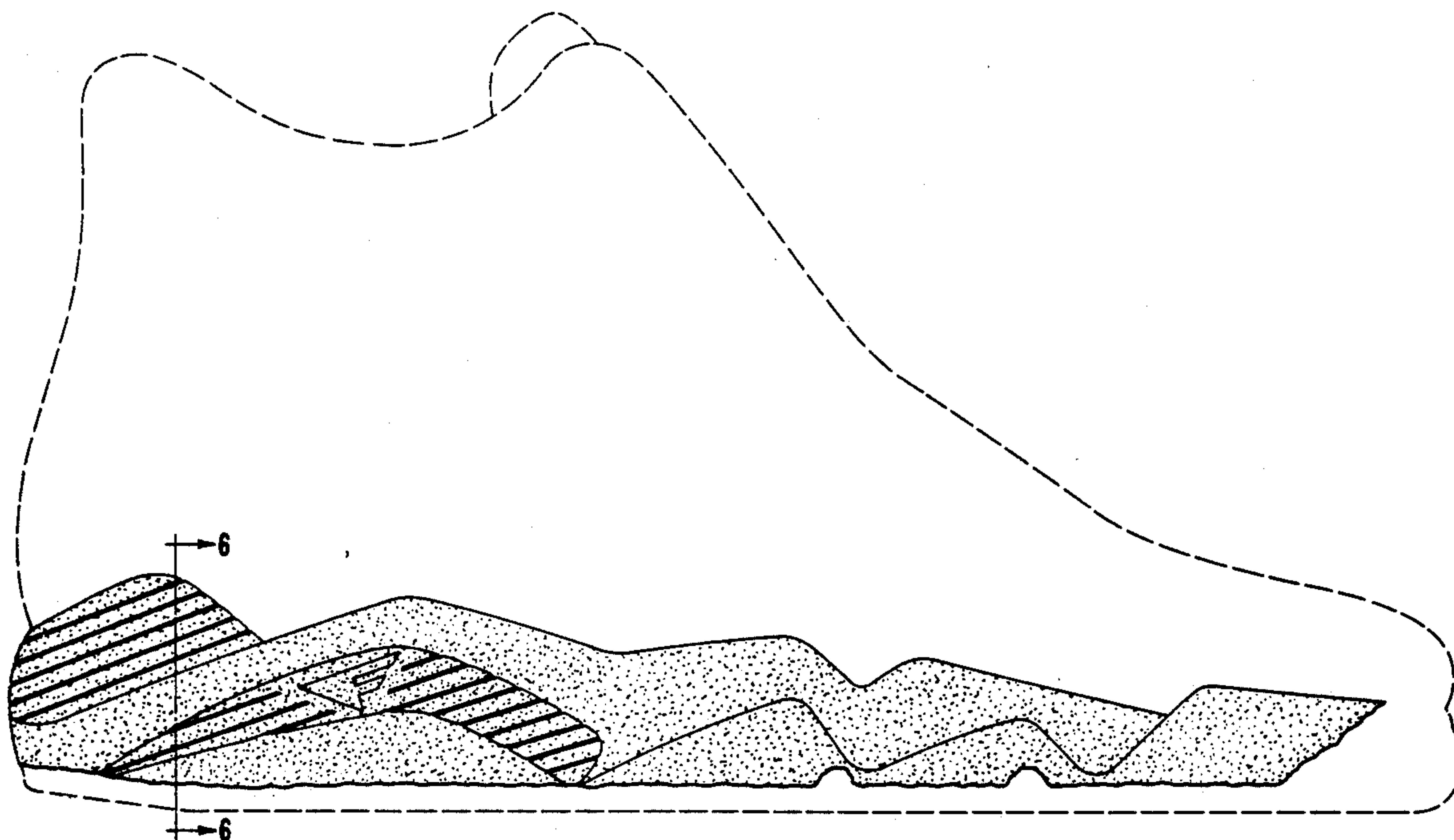
Primary Examiner—Louis S. Zarfes  
Attorney, Agent, or Firm—Banner, Birch, McKie & Beckett

### [57] CLAIM

The ornamental design for a shoe midsole, as shown and described.

### DESCRIPTION

FIG. 1 is a side elevational view of a shoe midsole showing my new design;  
FIG. 2 is a side elevational view of the other side of the shoe midsole shown in FIG. 1;  
FIG. 3 is a front elevational view of the shoe midsole shown in FIG. 1;  
FIG. 4 is a rear elevational view of the shoe midsole shown in FIG. 1;  
FIG. 5 is a top plan view of the shoe midsole shown in FIG. 1; and,  
FIG. 6 is a cross-sectional view along the line 6—6 in FIG. 1.  
The broken line showing of a shoe upper and outsole are for illustrative purposes and form no part of the claimed design.



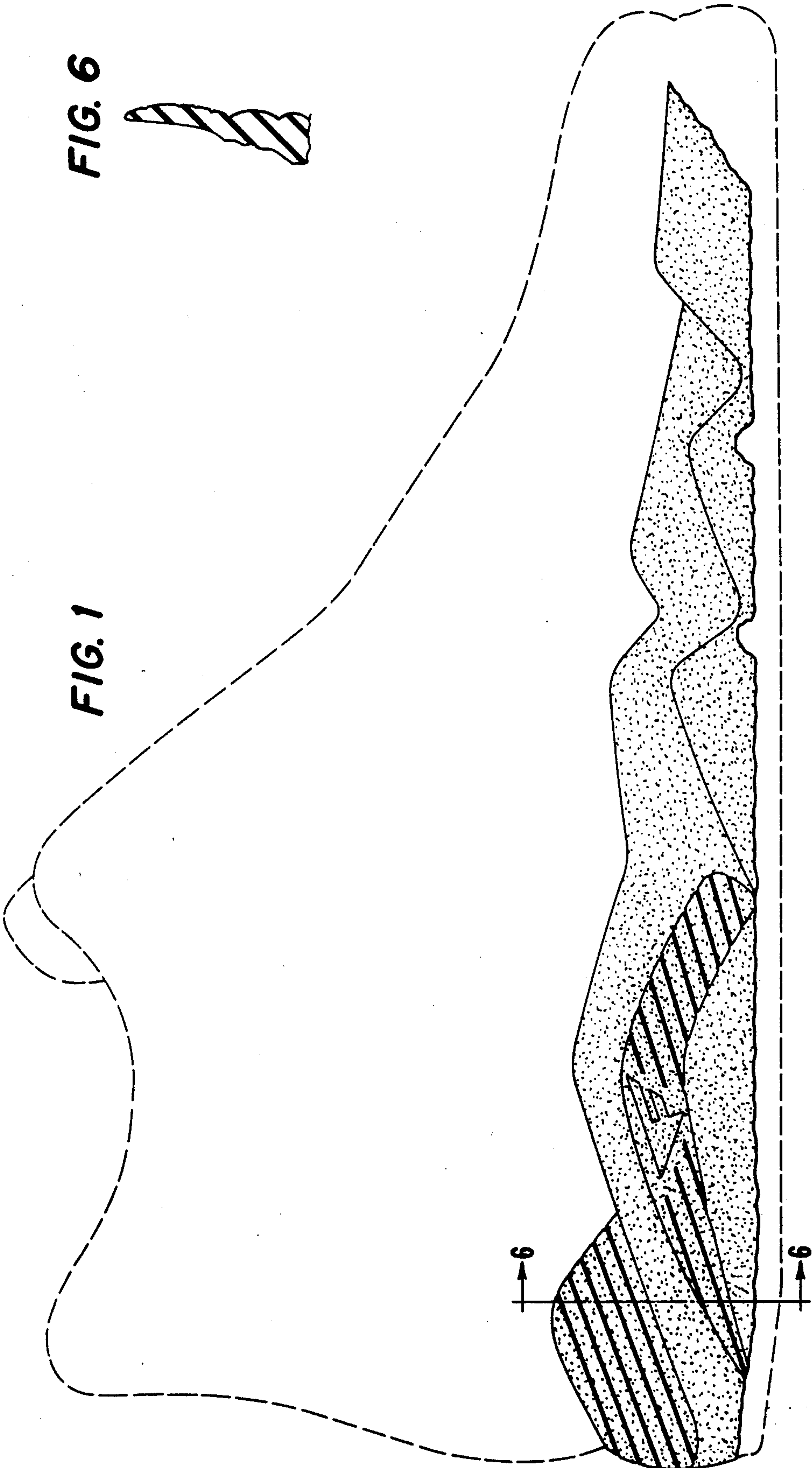


FIG. 6



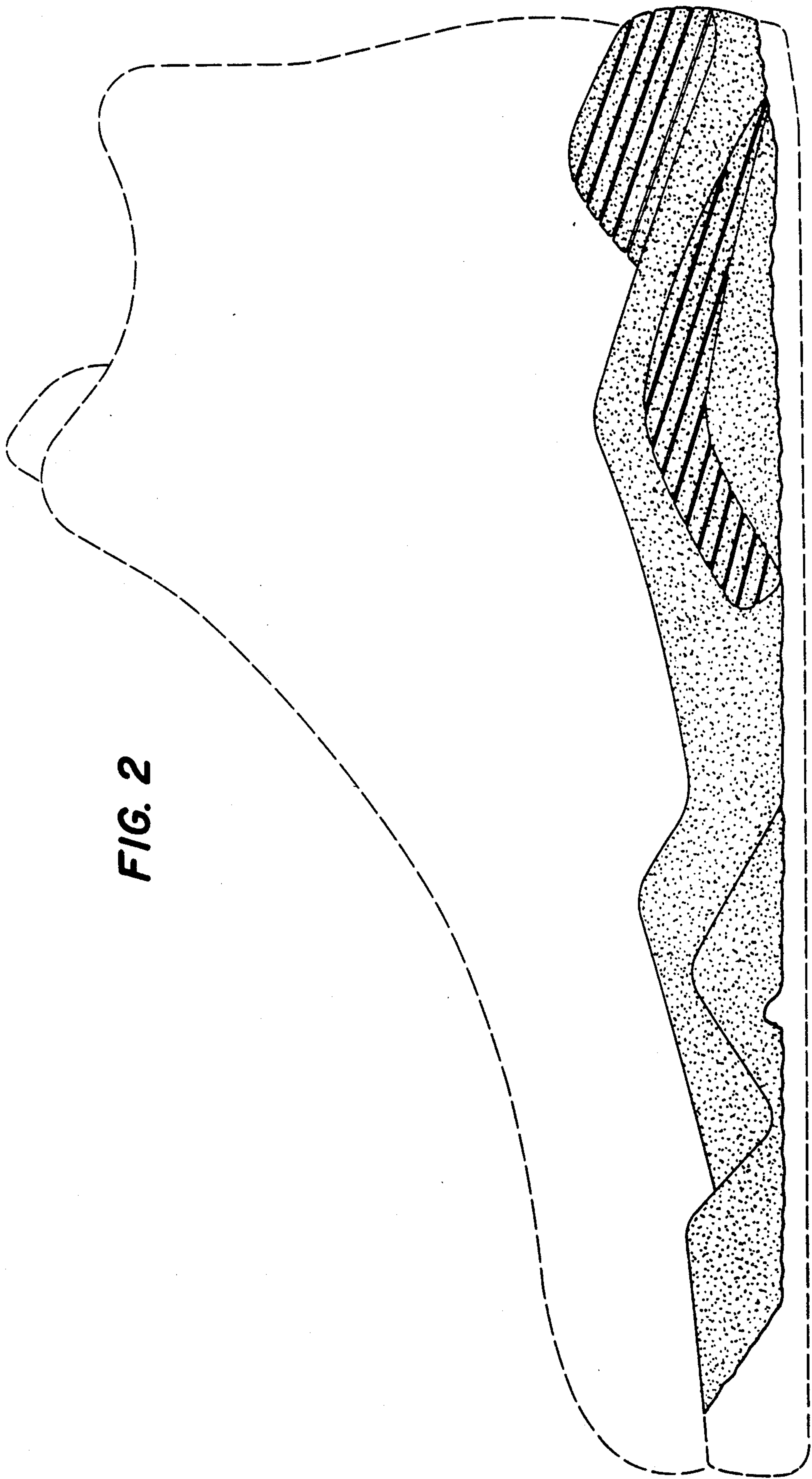
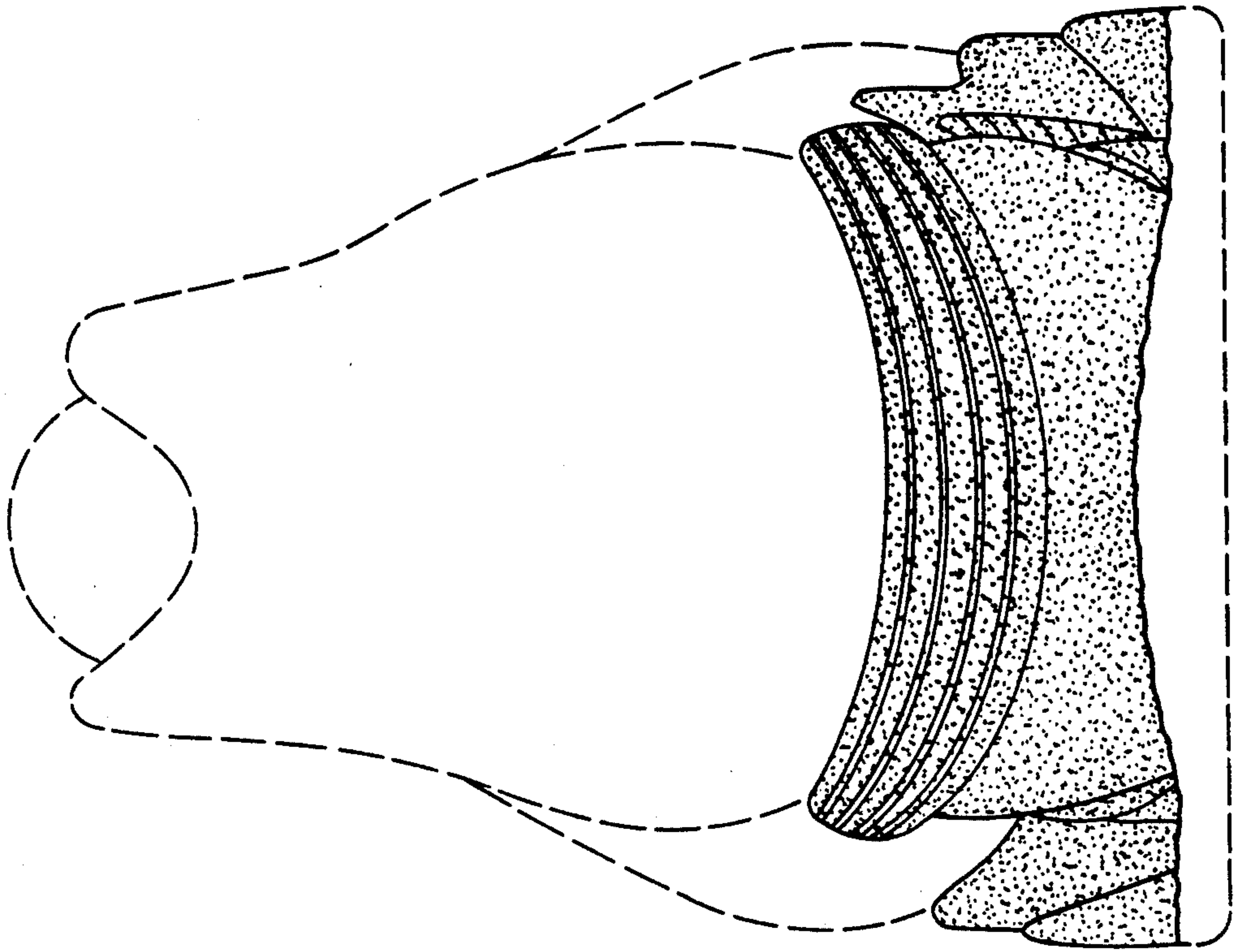


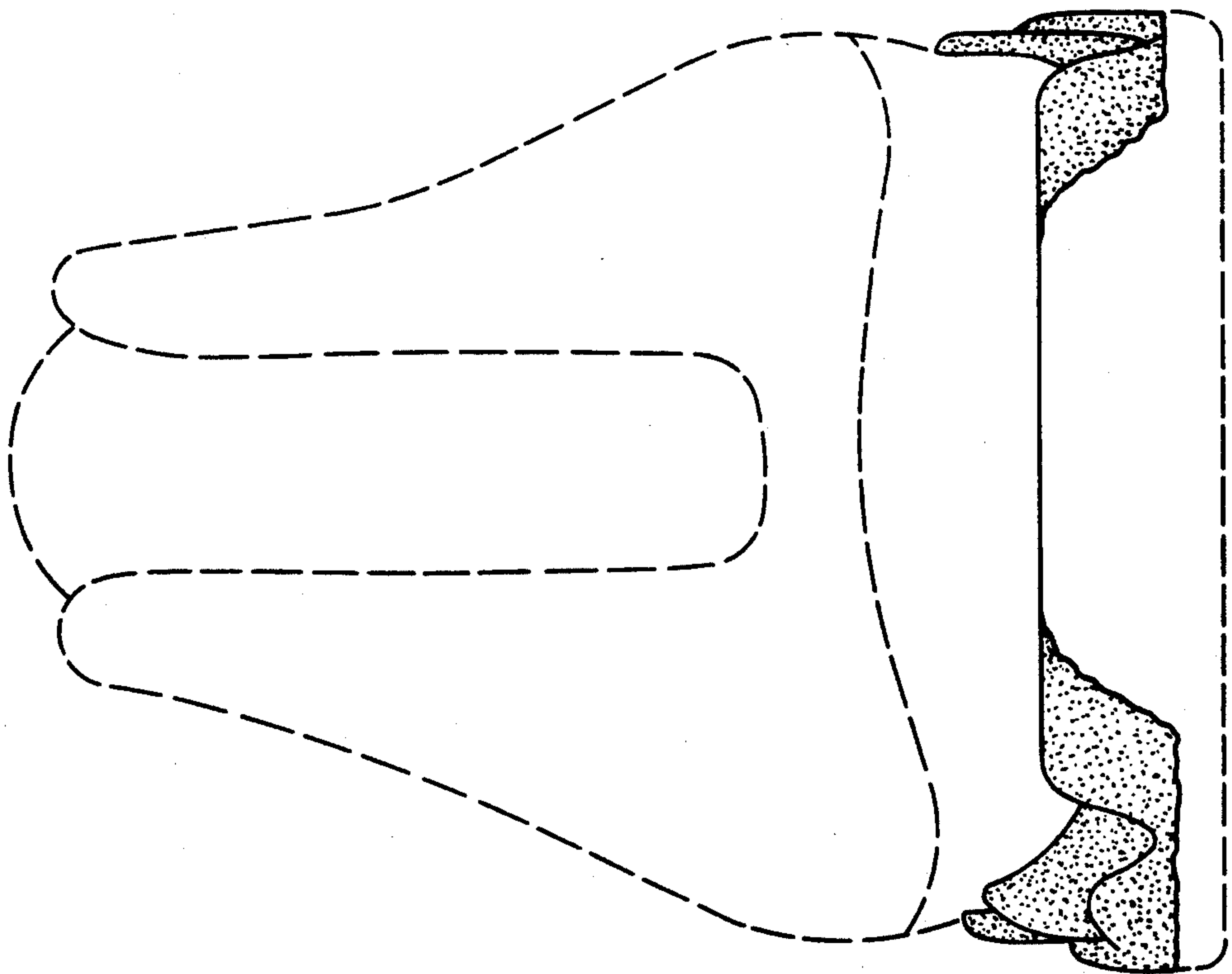
FIG. 2

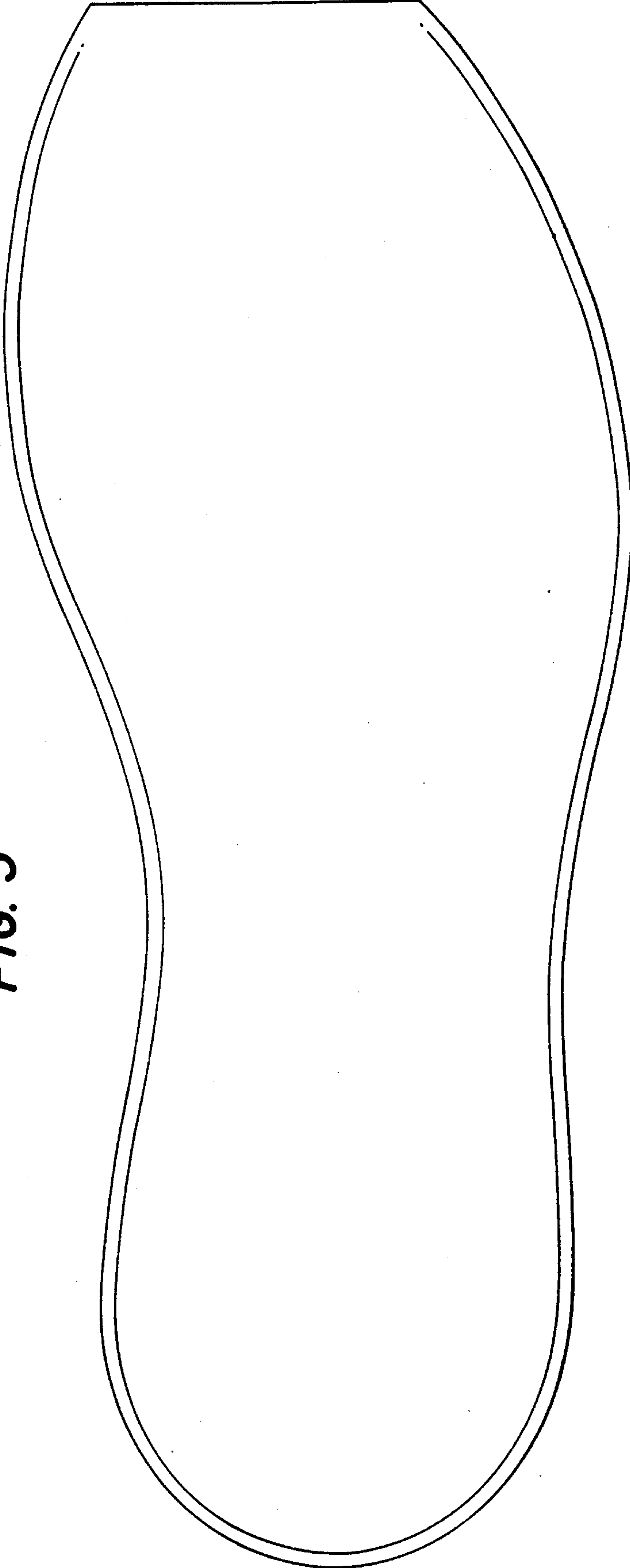


**FIG. 4**



**FIG. 3**





**FIG. 5**