



US00D330797S

# United States Patent [19]

[11] Patent Number: Des. 330,797

Lucas

[45] Date of Patent: \*\* Nov. 10, 1992

[54] SHOE MIDSOLE PERIPHERY

[75] Inventor: Robert J. Lucas, Portland, Oreg.

[73] Assignees: Nike, Inc.; Nike International, Ltd., Beaverton, Oreg.

[\*\*] Term: 14 Years

[21] Appl. No.: 806,467

[22] Filed: Dec. 13, 1991

[52] U.S. Cl. .... D2/314; D2/318

[58] Field of Search ..... D2/264, 265, 314, 317-322; 36/25 R, 28, 29, 43-45, 102-106, 114, 132, 136, 137

[56] **References Cited**

**U.S. PATENT DOCUMENTS**

D. 310,442	9/1990	Hatfield	.....	D2/314
D. 312,918	12/1990	Aveni	.....	D2/314
D. 313,113	12/1990	Aveni	.....	D2/320
D. 321,776	11/1991	Hatfield	.....	D2/314
D. 322,711	12/1991	Hatfield	.....	D2/314
D. 325,289	4/1992	Aveni	.....	D2/314
4,546,556	10/1985	Stubblefield	.....	36/32 R
4,676,010	6/1987	Cheskin	.....	36/32 R

**OTHER PUBLICATIONS**

The Fall 1990 Nike Footwear Catalog, published Jan., 1990, pp. 3-5.

The Fall 1991 Nike Footwear Catalog, published Jan., 1991, pp. 10-11 and 16-17.

The Fall 1992 Nike Footwear Catalog, published Jan., 1992, pp. 8-9.

*Primary Examiner*—Louis S. Zarfes  
*Attorney, Agent, or Firm*—Banner, Birch, McKie & Beckett

[57] **CLAIM**

The ornamental design for a shoe midsole periphery, as shown and described.

**DESCRIPTION**

FIG. 1 is a side elevational view of one side of the shoe midsole periphery showing my new design;  
 FIG. 2 is a side elevational view of the other side of the shoe midsole periphery shown in FIG. 1;  
 FIG. 3 is a front elevational view of the shoe midsole periphery shown in FIG. 1;  
 FIG. 4 is a rear elevational view of the shoe midsole periphery shown in FIG. 1;  
 FIG. 5 is a sectional view taken along line 5—5 of FIG. 1;  
 FIG. 6 is a cross section taken along line 6—6 of FIG. 1;  
 FIG. 7 is a cross section taken along line 7—7 of FIG. 1;  
 FIG. 8 is a cross section taken along line 8—8 of FIG. 1; and,  
 FIG. 9 is a sectional view taken along line 9—9 of FIG. 1.

The broken line showing of a shoe upper and a shoe outsole in FIGS. 1-4 is for illustrative purposes only and forms no part of the claimed design.

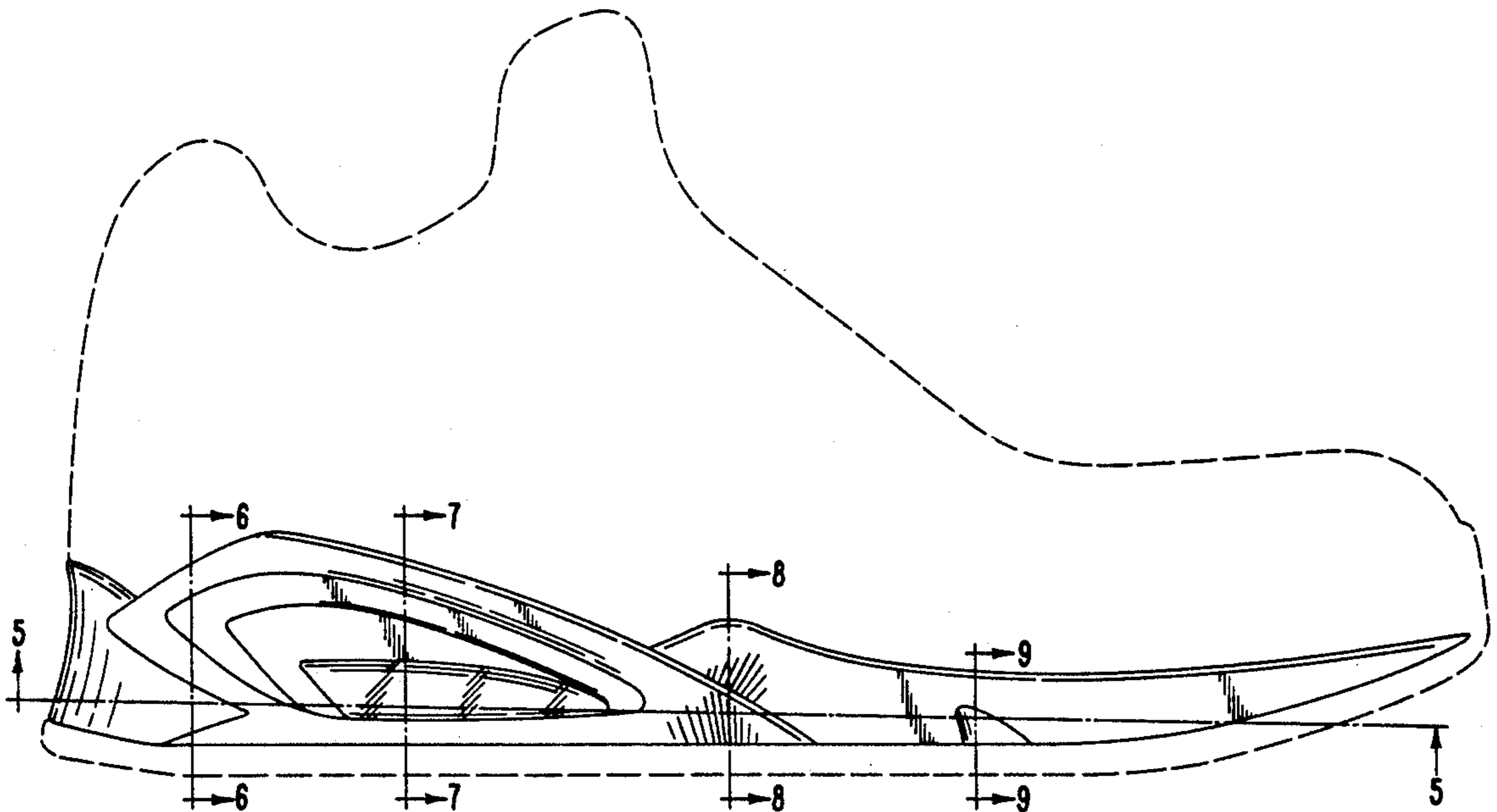


FIG. 6



FIG. 7



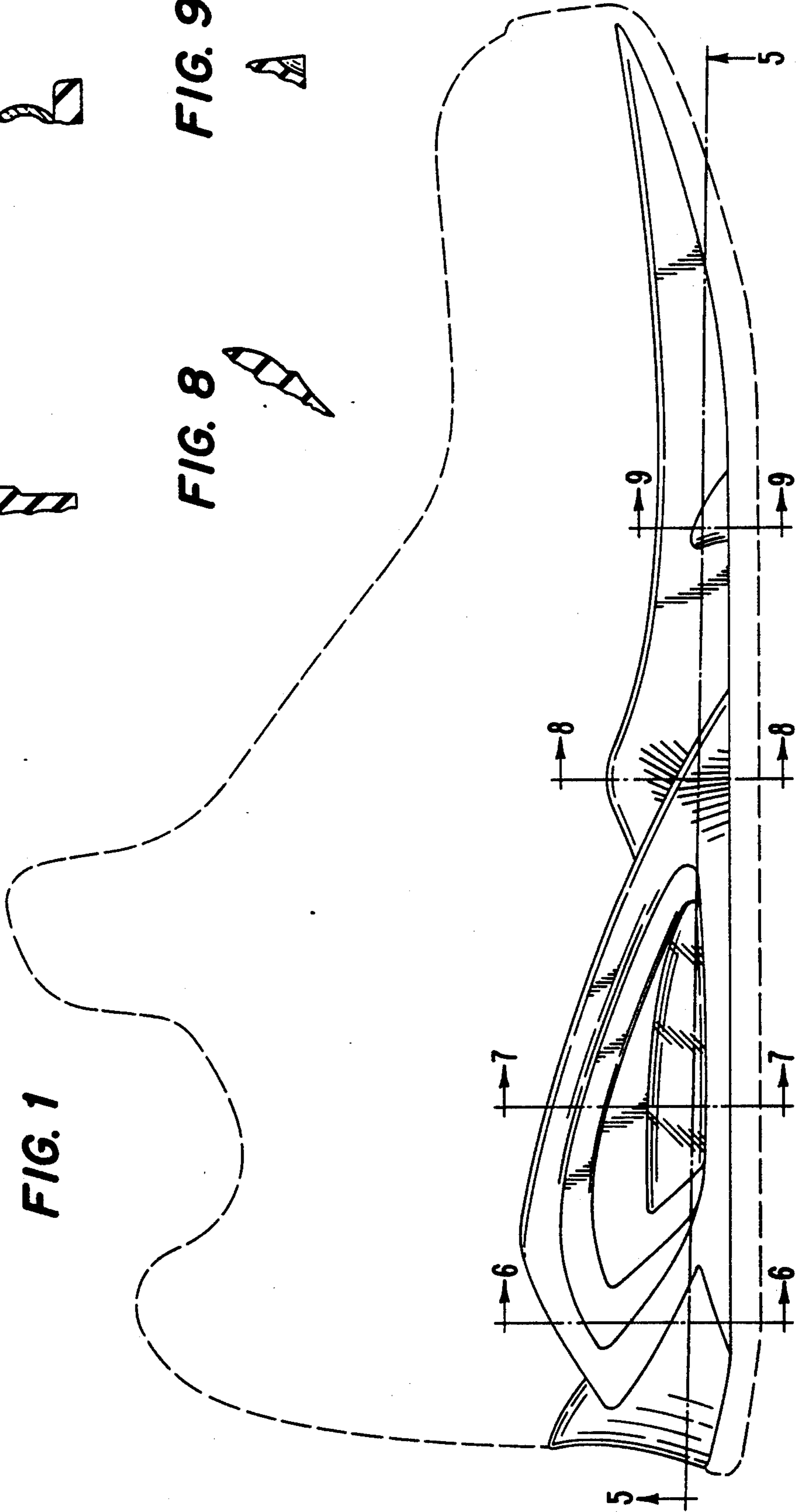
FIG. 8



FIG. 9



FIG. 1



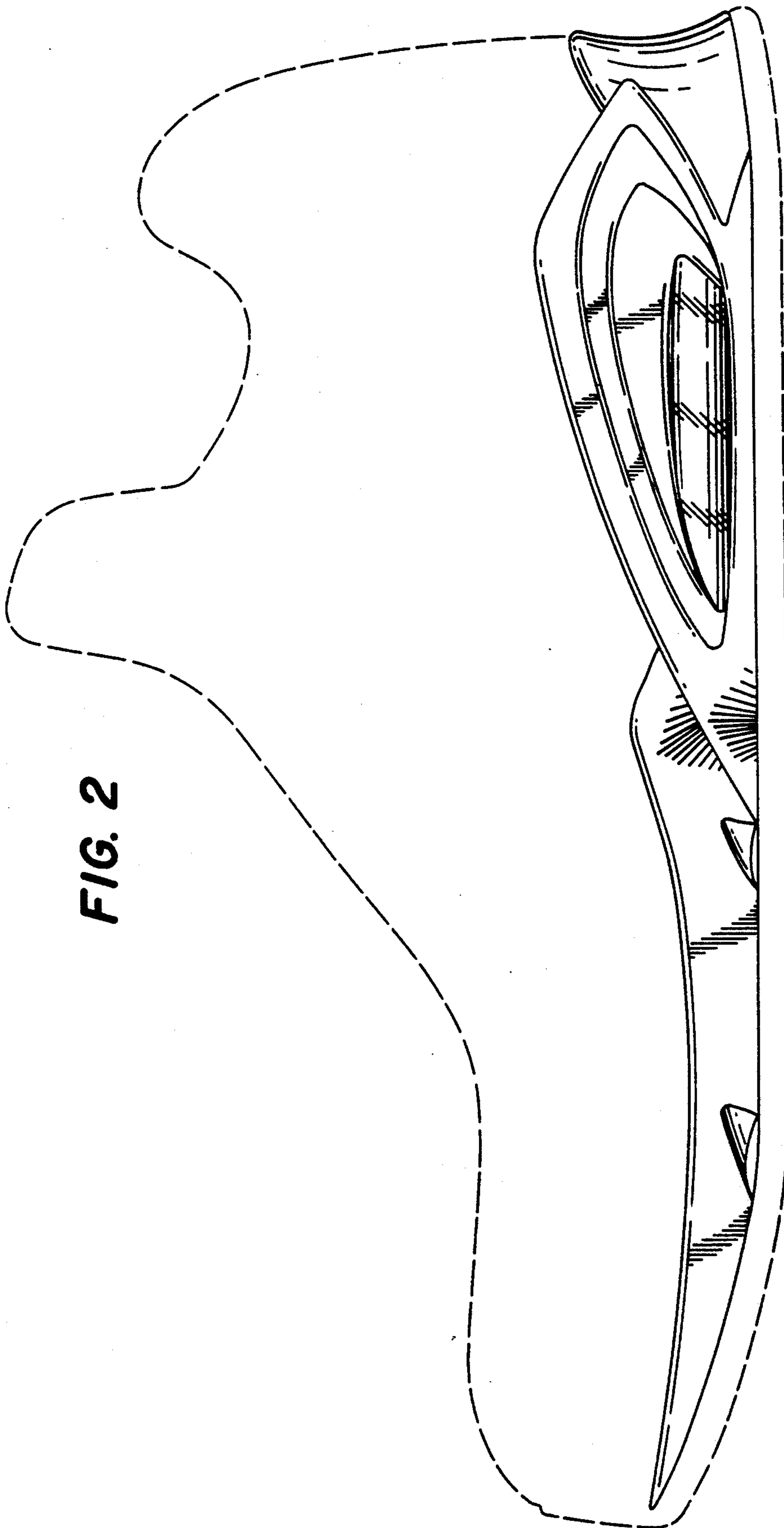
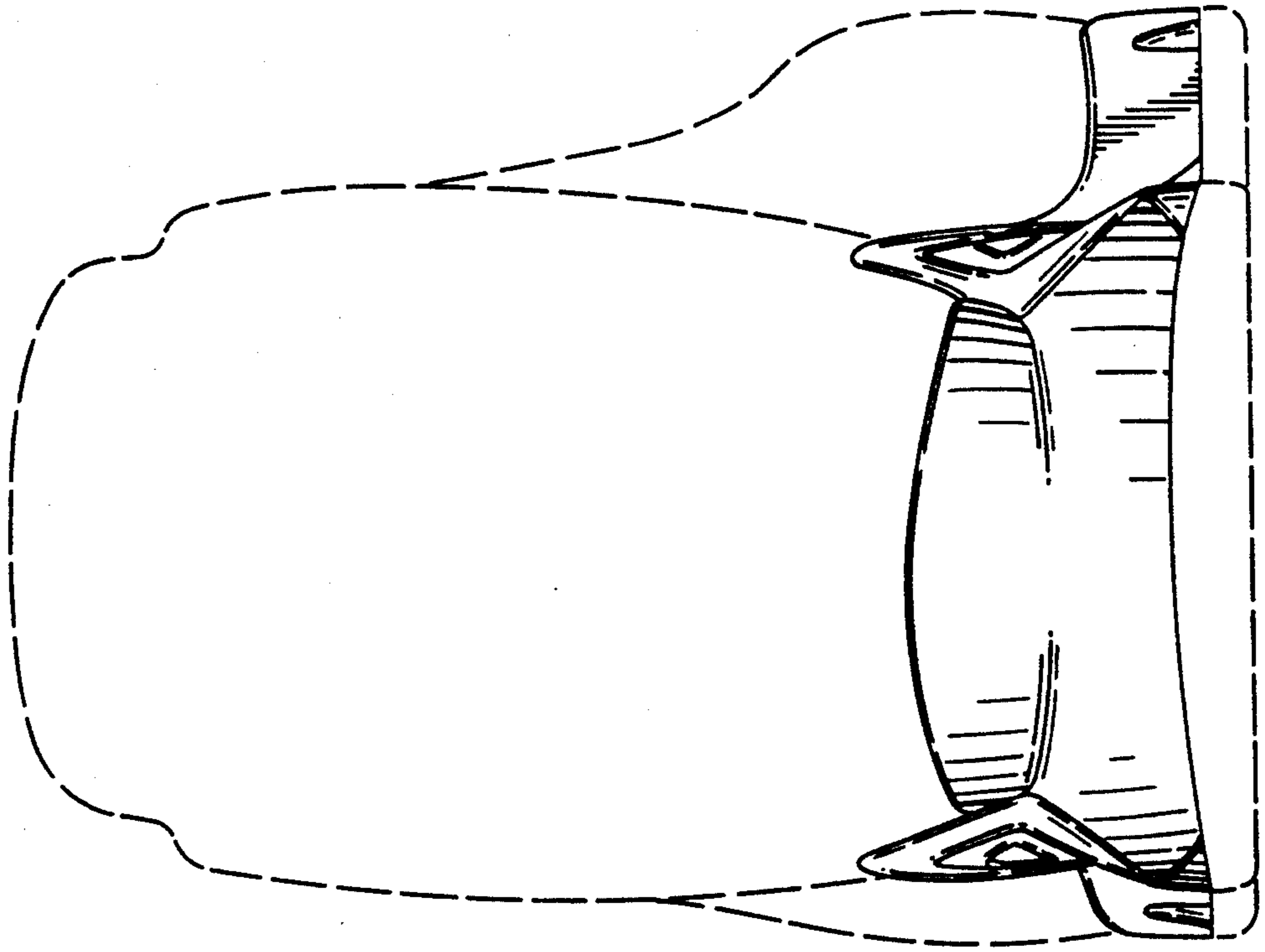
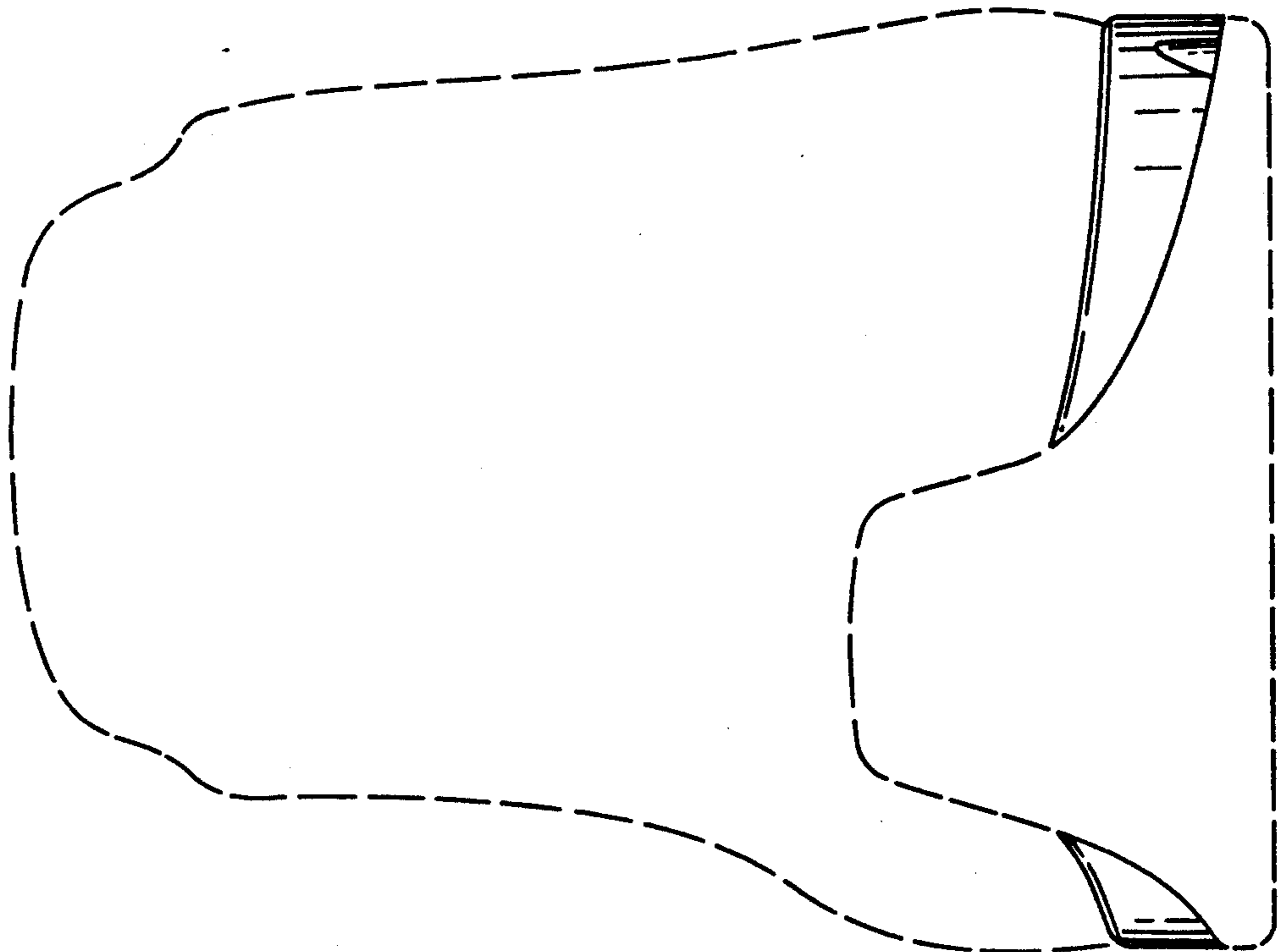


FIG. 2

**FIG. 4**



**FIG. 3**



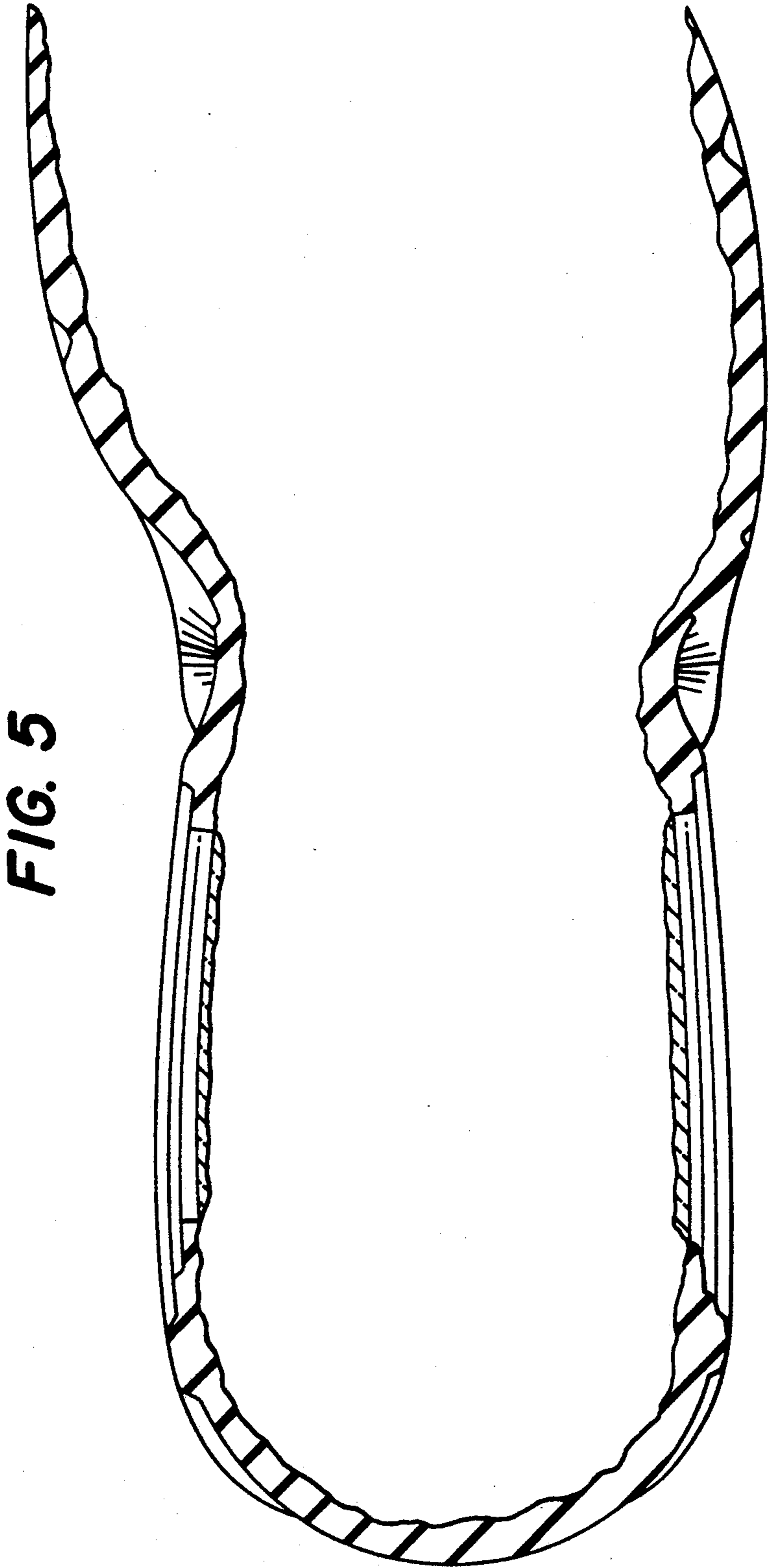


FIG. 5