



US00D330784S

United States Patent [19]
Zuffoletti

[11] **Patent Number: Des. 330,784**
[45] **Date of Patent: ** Nov. 3, 1992**

[54] **COMBINED CANDLE LIGHTER AND SNUFFER**

2,406,518 8/1946 Urbank 431/289
2,785,556 3/1957 Smith 431/145

[76] **Inventor: John R. Zuffoletti, 21 Pilgrim Dr., Warwick, R.I. 02888**

FOREIGN PATENT DOCUMENTS

33142 6/1905 Switzerland 431/145

[**] **Term: 14 Years**

Primary Examiner—Susan J. Lucas
Attorney, Agent, or Firm—Leon Gilden

[21] **Appl. No.: 538,479**

[57] **CLAIM**

[22] **Filed: Jun. 15, 1990**

The ornamental design for a combined candle lighter and snuffer, as shown and described.

[52] **U.S. Cl. D29/2; D7/416; D26/13**

DESCRIPTION

[58] **Field of Search 431/34, 288-297, 431/145; D29/2; D7/416; D26/23, 13**

FIG. 1 is a front elevational view of the combined candle lighter and snuffer showing my new design;
FIG. 2 is a rear elevational view thereof;
FIG. 3 is a left side elevational view thereof;
FIG. 4 is a right side elevational view thereof;
FIG. 5 is a top plan view thereof on an enlarged scale; and,
FIG. 6 is a bottom plan view thereof on an enlarged scale.

[56] **References Cited**

U.S. PATENT DOCUMENTS

D. 157,245 2/1990 Egle D29/2
D. 205,571 8/1966 Mycue D7/416
717,186 12/1902 Galipeau 431/145
1,822,652 9/1931 Gluckert 431/289 X
2,191,302 2/1940 Van Horn 431/145

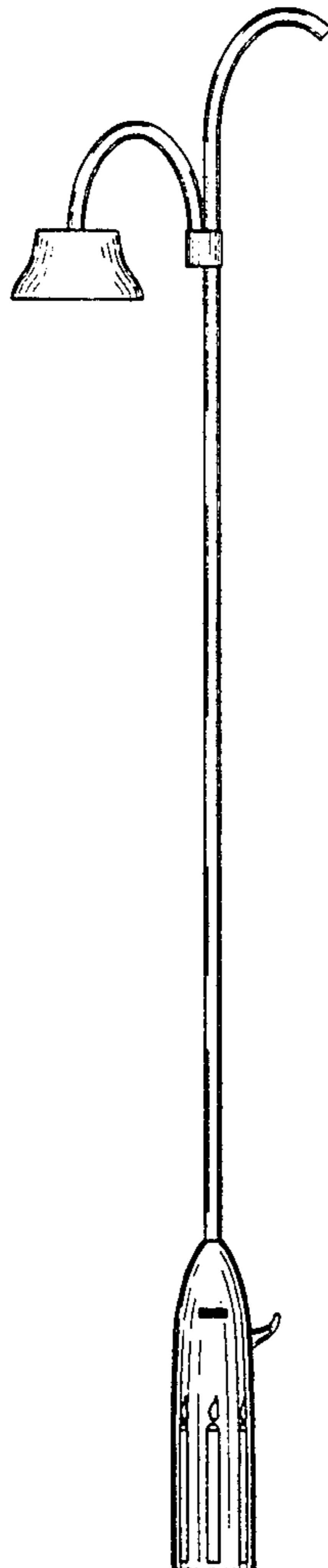


FIG. 1

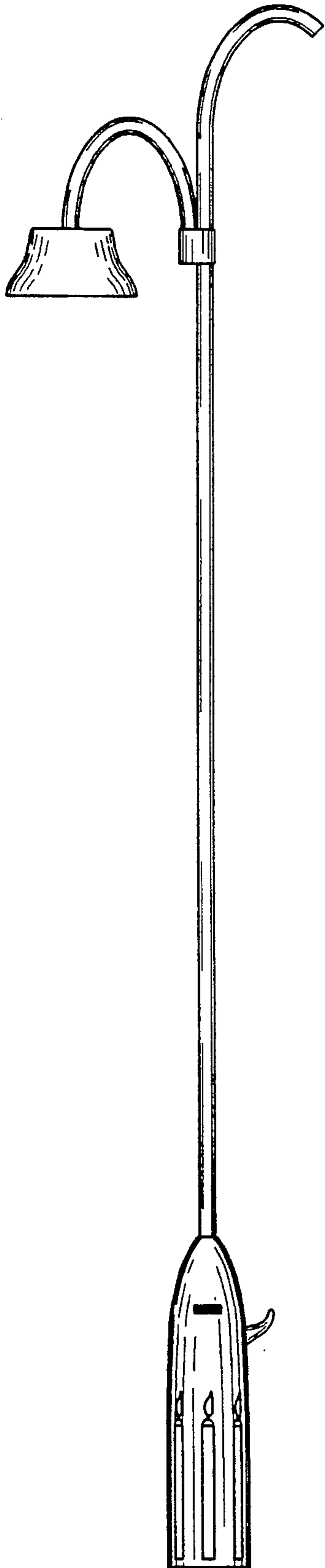


FIG. 2




FIG. 3

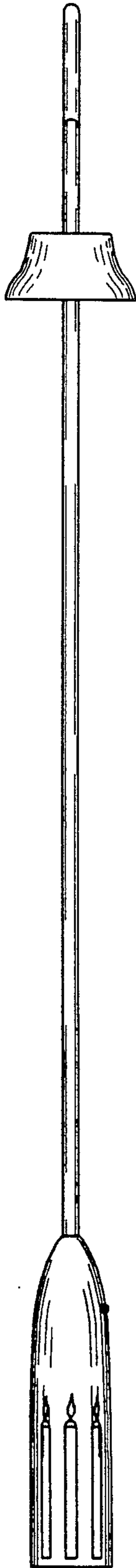


FIG. 4

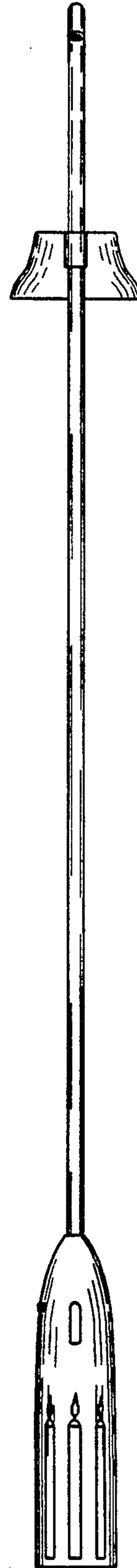


FIG. 5

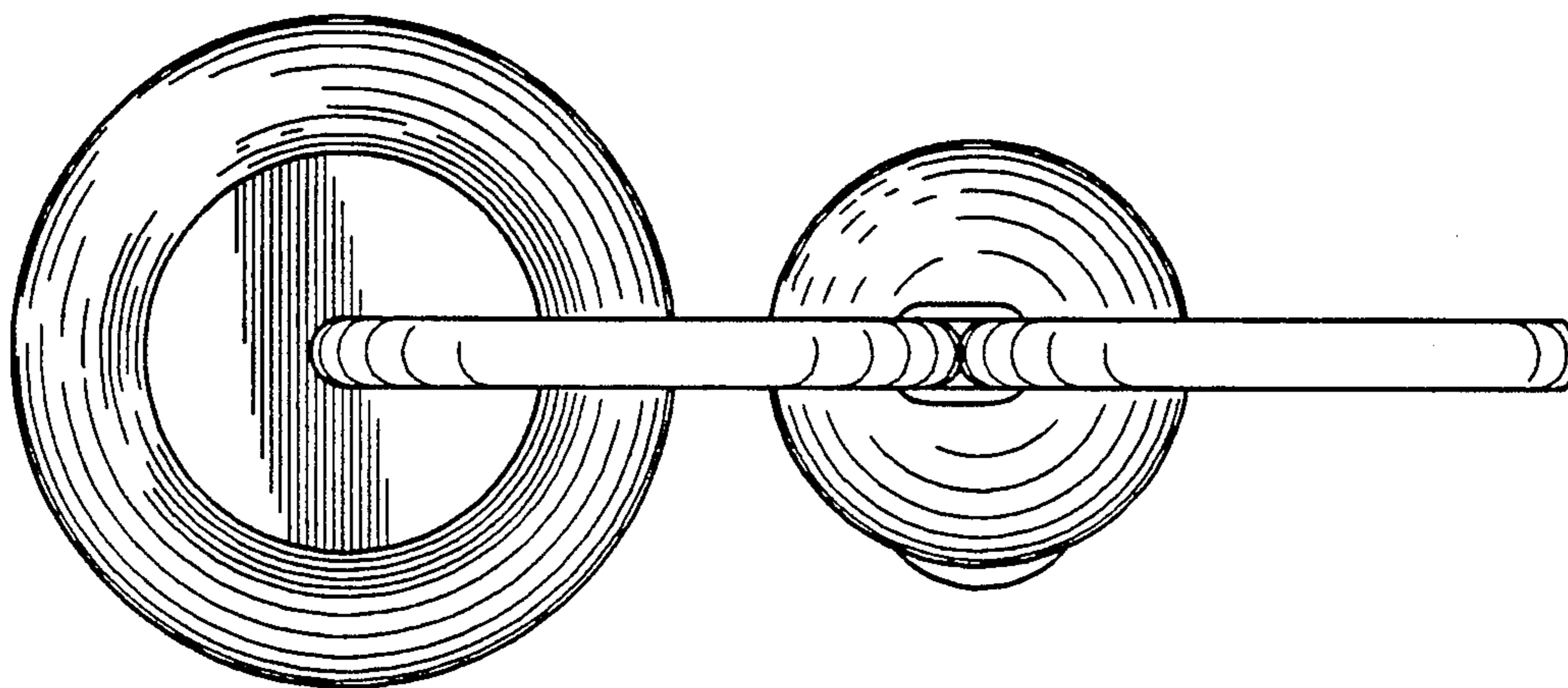


FIG. 6

