



US00D330775S

# United States Patent [19]

Yuen

[11] Patent Number: **Des. 330,775**

[45] Date of Patent: **\*\* Nov. 3, 1992**

- [54] **COMBINED FLASHLIGHT AND BLINKER**
- [75] Inventor: **John S. Yuen, Kowloon, Hong Kong**
- [73] Assignee: **John Manufacturing Limited, Kowloon, Hong Kong**
- [\*\*] Term: **14 Years**
- [21] Appl. No.: **84,118**
- [22] Filed: **Aug. 12, 1987**
- [30] **Foreign Application Priority Data**

Mar. 18, 1987 [GB] United Kingdom ..... 1 040 821

[52] U.S. Cl. .... **D26/46**

[58] Field of Search ..... **D26/37-50; 362/157-158, 183-208**

### [56] References Cited

#### U.S. PATENT DOCUMENTS

- D. 115,777 7/1939 Asch ..... D26/38
- D. 241,672 9/1976 Wolfe ..... D26/37

- D. 293,482 12/1987 Geissler ..... D26/49
- 1,447,405 3/1923 Barany ..... 362/208

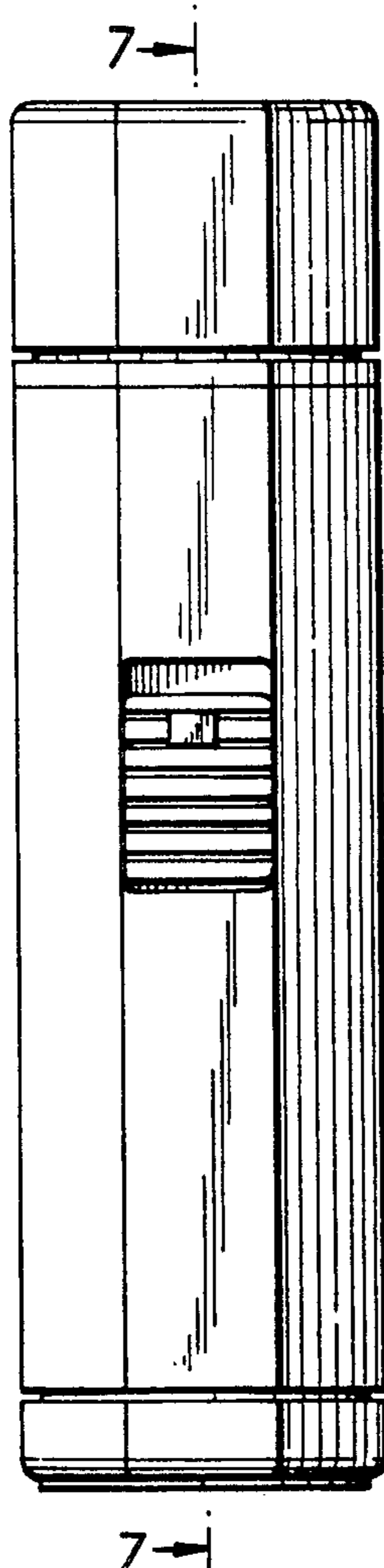
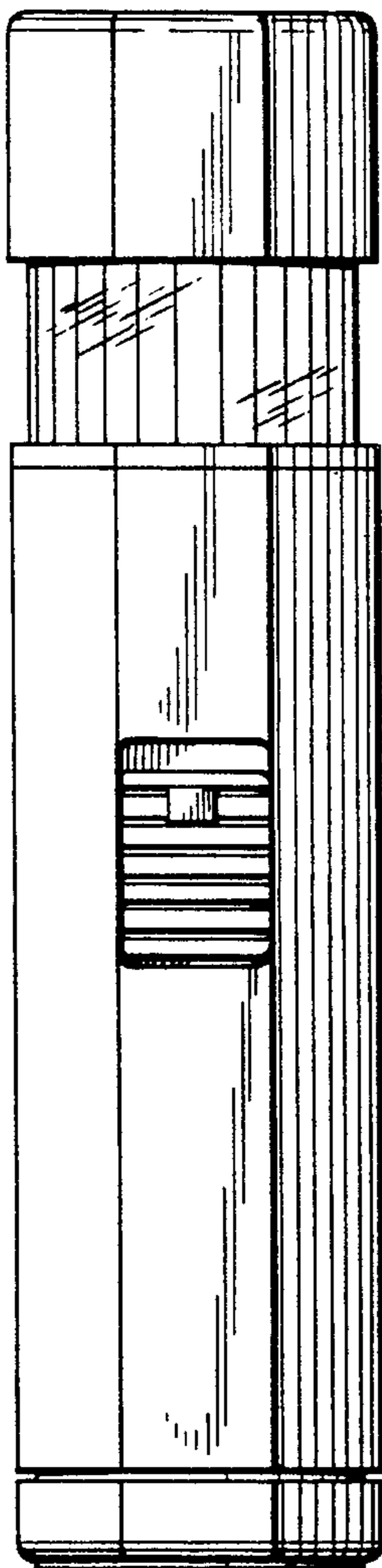
*Primary Examiner*—Susan J. Lucas  
*Assistant Examiner*—M. H. Tung  
*Attorney, Agent, or Firm*—Fay, Sharpe, Beall, Fagan, Minnich & McKee

### [57] CLAIM

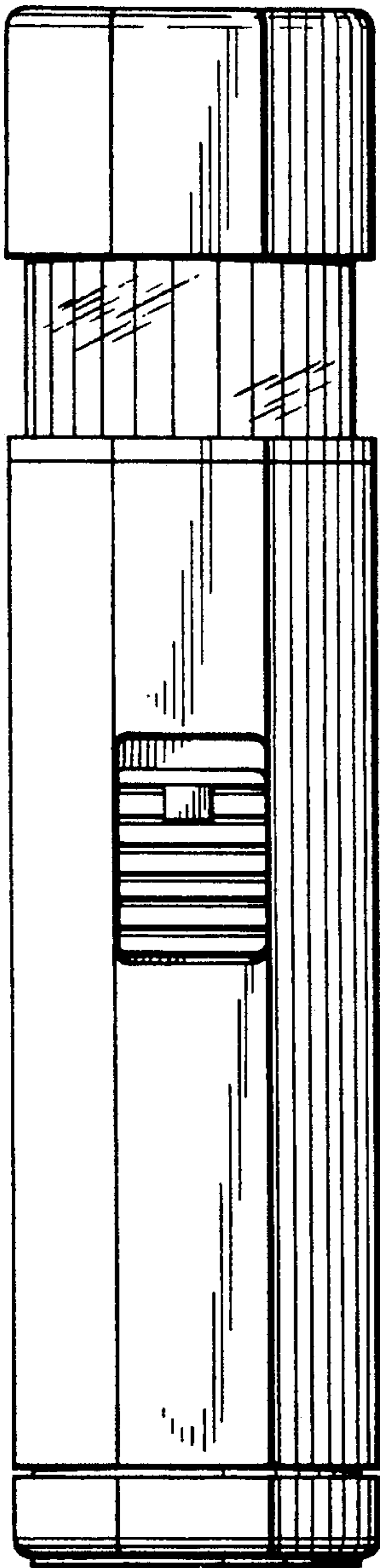
The ornamental design for a combined flashlight and blinker, as shown and described.

### DESCRIPTION

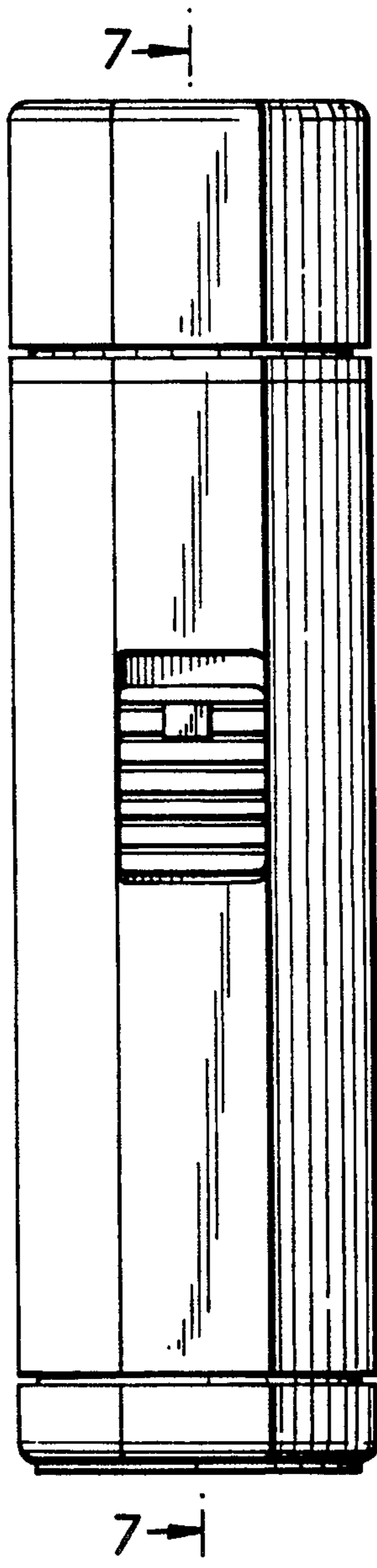
FIG. 1 is a front elevational view of a combined flashlight and blinker showing my new design, shown in an extended position;  
 FIG. 2 is a front elevational view thereof;  
 FIG. 3 is a side elevational view thereof;  
 FIG. 4 is a rear elevational view thereof;  
 FIG. 5 is a bottom plan view thereof;  
 FIG. 6 is a top plan view thereof; and,  
 FIG. 7 is a sectional view thereof.




*Fig. 1.*




*Fig. 2.*



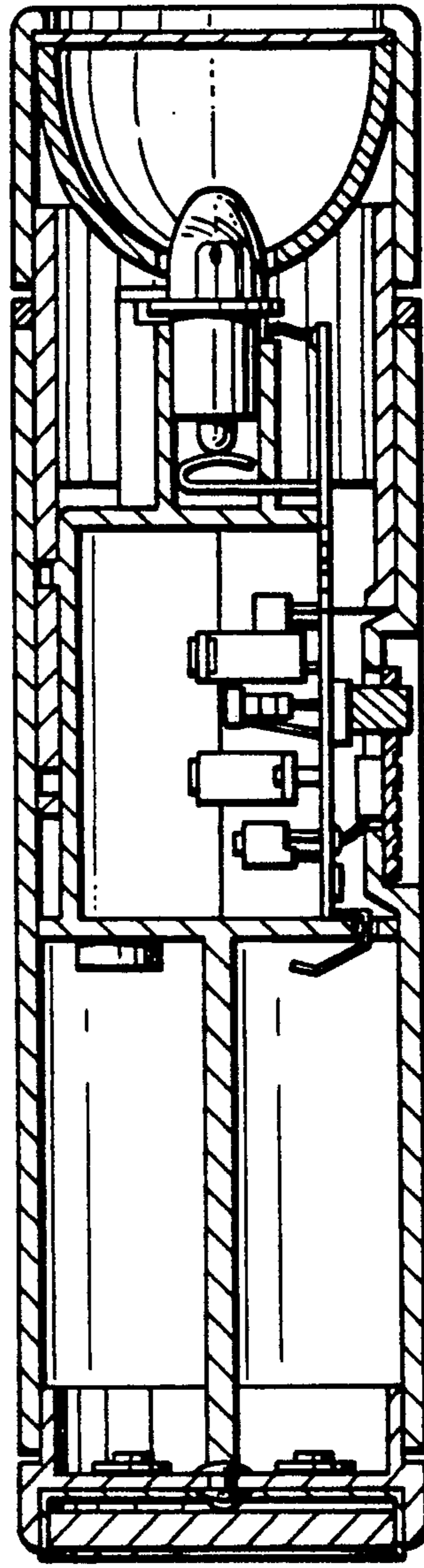
*Fig. 3.*



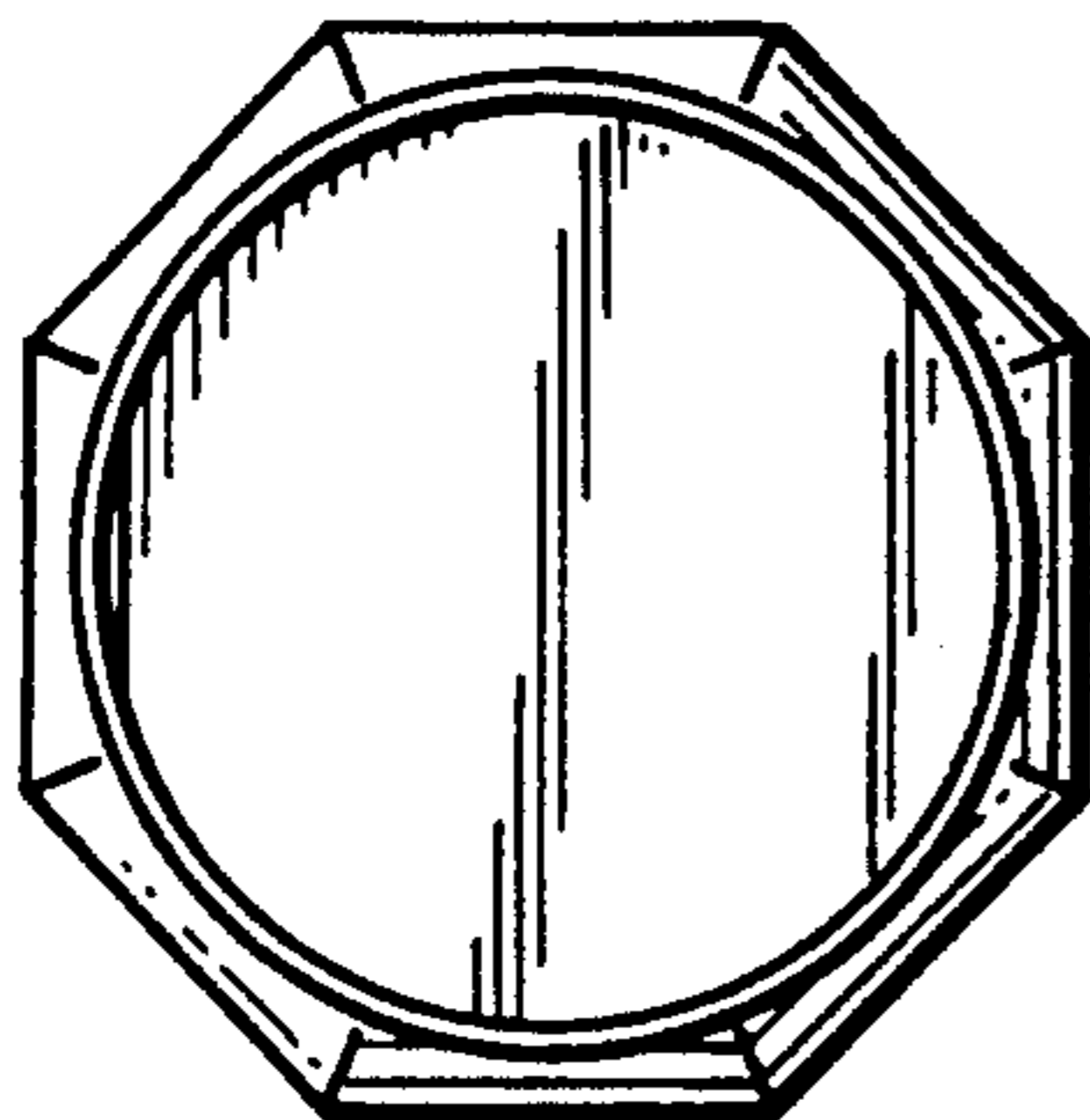
*Fig. 4.*



*Fig. 7.*



*Fig. 5.*



*Fig. 6.*

