



US00D330729S

United States Patent [19]

[11] Patent Number: **Des. 330,729**

Cornell

[45] Date of Patent: **** Nov. 3, 1992**

- [54] **COMBINED TWO-LEVEL PAPER TRAY AND ADHESIVE NOTE DISPENSER**
- [76] Inventor: **Robert Cornell**, Two Hundred Crescent St., Duxbury, Mass. 02332
- [**] Term: **14 Years**
- [21] Appl. No.: **677,826**
- [22] Filed: **Mar. 29, 1991**

- 2,464,426 3/1947 Williams .
- 2,901,120 8/1959 Abrahamson .
- 3,028,975 4/1962 Bullock .
- 3,121,510 2/1964 Holzwarth et al. .
- 3,307,740 3/1967 Fant .
- 3,826,406 7/1974 Moniot .
- 4,074,810 2/1978 Juergens et al. .
- 4,534,475 8/1985 Mayo .
- 4,653,666 3/1987 Mertens .
- 4,657,148 4/1987 Heng .
- 4,735,317 4/1988 Sussman et al. .
- 4,921,127 5/1990 Windorski .
- 4,964,519 10/1990 Sugarman .

Related U.S. Application Data

- [63] Continuation-in-part of Ser. No. 350,025, May 10, 1989, Pat. No. D. 320,412.
- [52] U.S. Cl. **D19/78; D19/84; D19/86; D19/92**
- [58] Field of Search **D19/65, 75, 77, 78, D19/81, 84, 86, 92, 95, 99, 100; 206/214, 215, 555; 211/10, 11, 45, 50, 126, 128, 69.1-69.9; 221/33, 34, 45, 46**

Primary Examiner—Nelson C. Holtje
Assistant Examiner—Martha Thompson
Attorney, Agent, or Firm—Fish & Richardson

[57] CLAIM

The ornamental design for a combined two level paper tray and adhesive note dispenser, as shown and described.

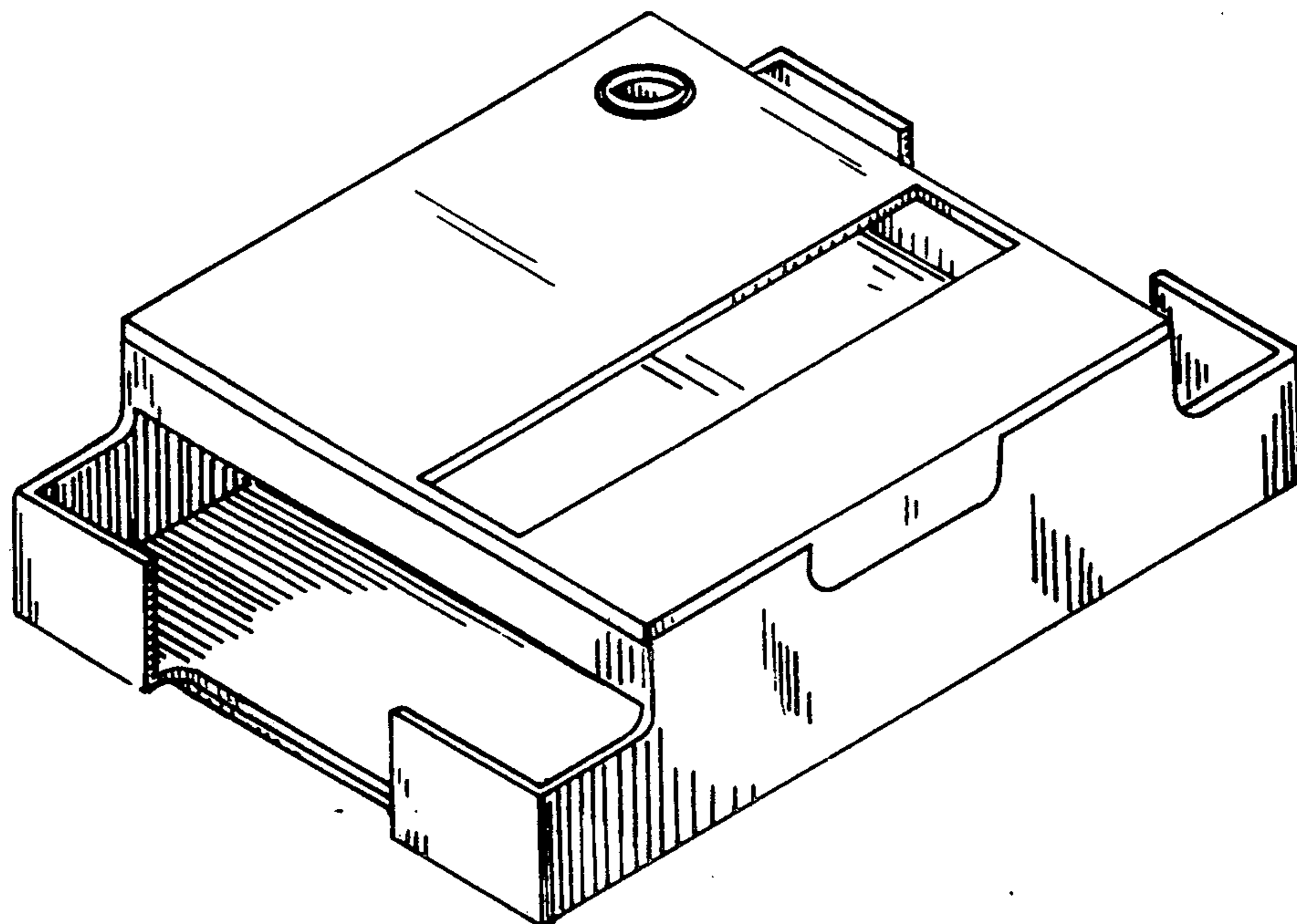
[56] References Cited

U.S. PATENT DOCUMENTS

- | | | | | |
|------------|---------|--------------|-------|----------|
| D. 46,984 | 2/1915 | Lindsay | | D19/83 |
| D. 101,710 | 10/1936 | Patterson | | D19/92 X |
| D. 108,273 | 2/1938 | Winstrom | . | |
| D. 122,471 | 9/1940 | Seigenberg | | D19/92 |
| D. 125,415 | 2/1941 | Freligh | | D19/92 |
| D. 136,711 | 11/1943 | Clark | | D19/92 |
| D. 154,560 | 7/1949 | McCay et al. | . | |
| D. 163,463 | 5/1951 | Lewis | | D19/92 |
| D. 165,538 | 12/1951 | Moore | | D19/83 X |
| D. 167,734 | 9/1952 | Applebaum | | D19/92 |
| D. 171,865 | 2/1954 | Roth | | D19/92 |
| D. 179,480 | 1/1957 | Jones et al. | . | |
| D. 209,548 | 2/1987 | Wittenberg | | D19/92 |
| 1,819,753 | 8/1931 | Morris | . | |

DESCRIPTION

FIG. 1 is a top, left front perspective view of a combined two-level paper tray and adhesive note dispenser showing my new design;
 FIG. 2 is a top plan view;
 FIG. 3 is a front elevational view;
 FIG. 4 is a rear elevational view;
 FIG. 5 is a side elevational view;
 FIG. 6 is a side elevational view of the side not shown in FIG. 5;
 FIG. 7 is a bottom plan view; and,
 FIG. 8 is a cross-sectional view taken in the direction of arrows 8—8 in FIG. 2.
 FIGS. 2 and 8 have been drawn to a reduced scale with respect to FIG. 1.



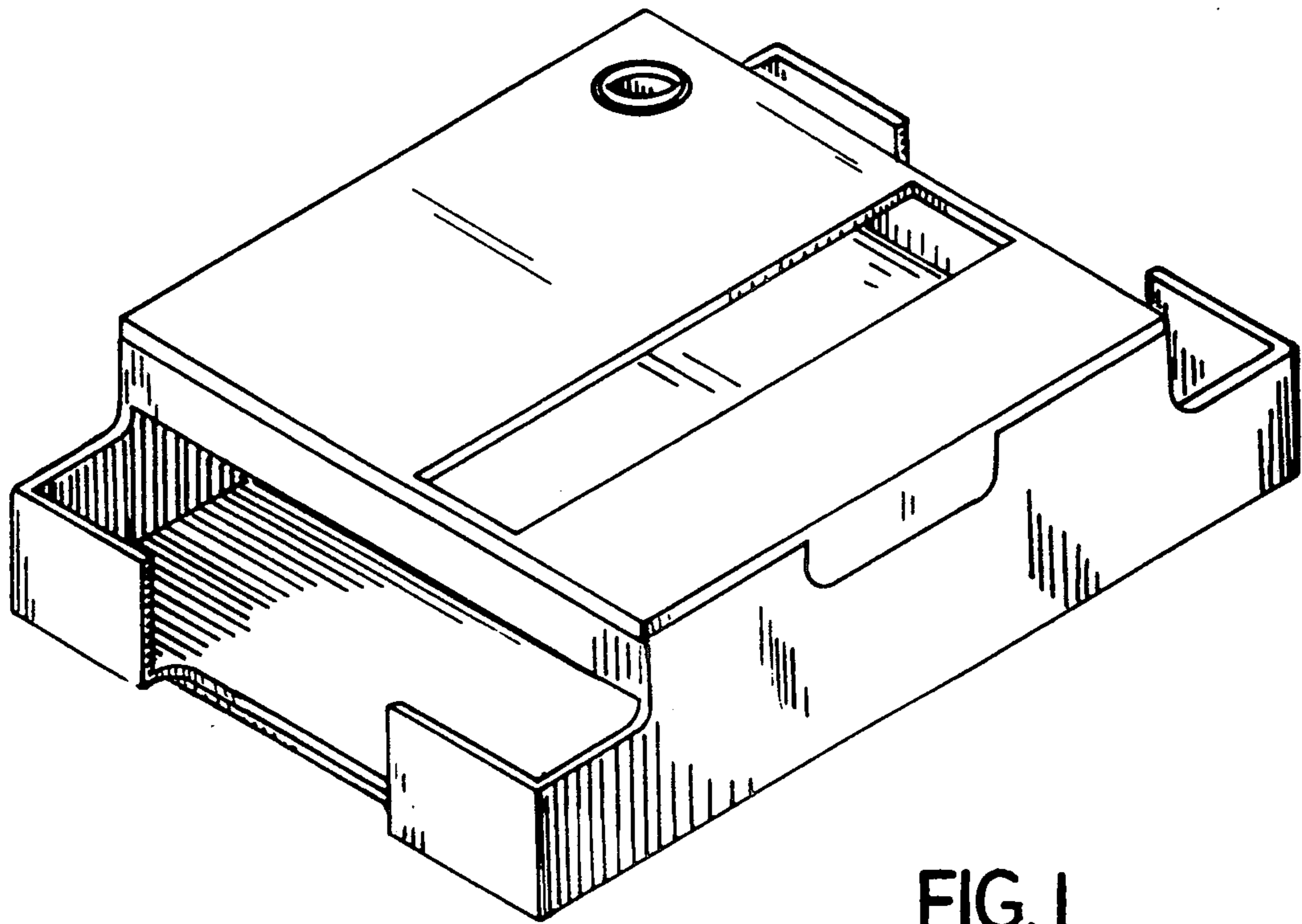


FIG. 1

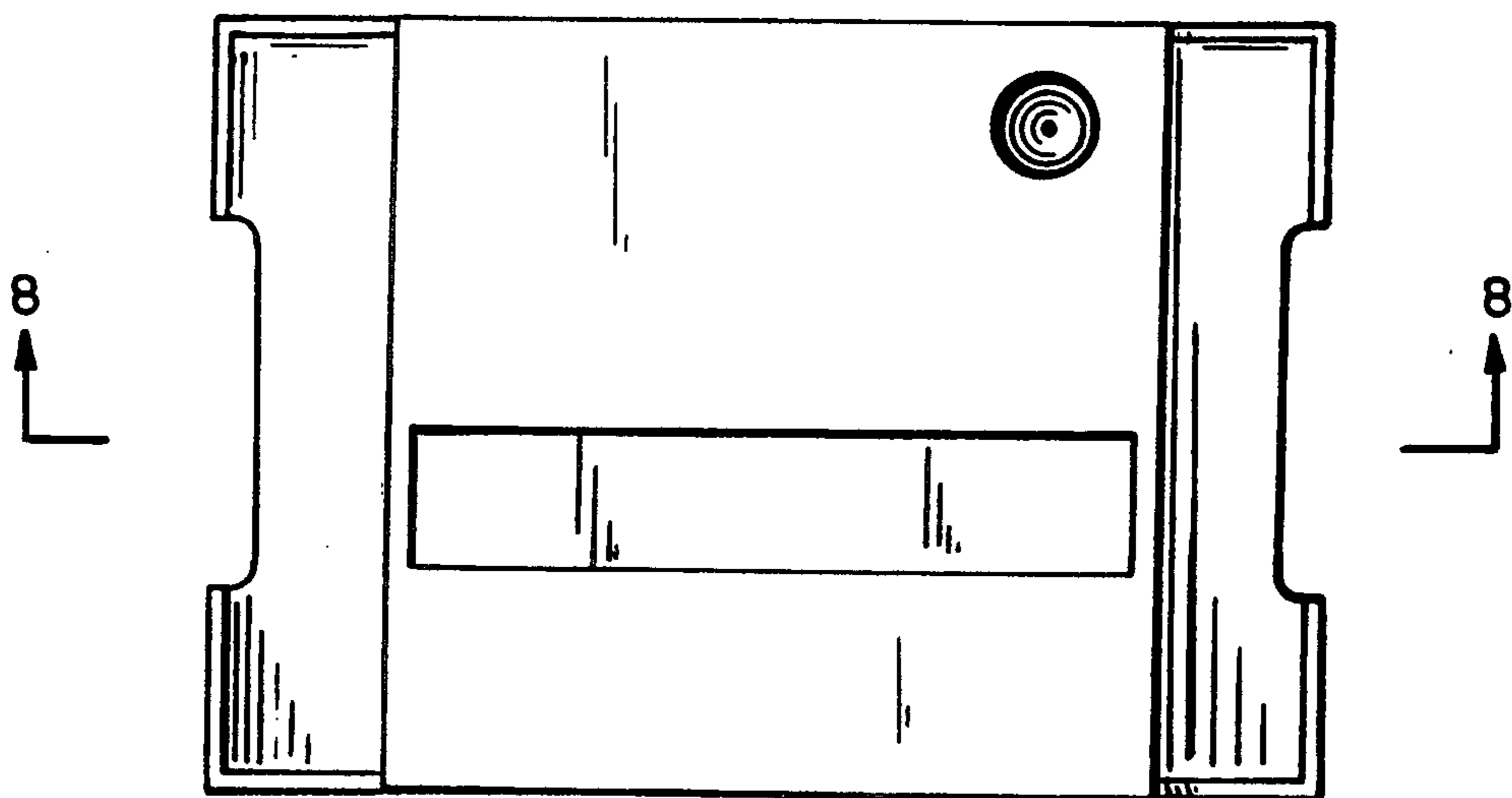


FIG. 2

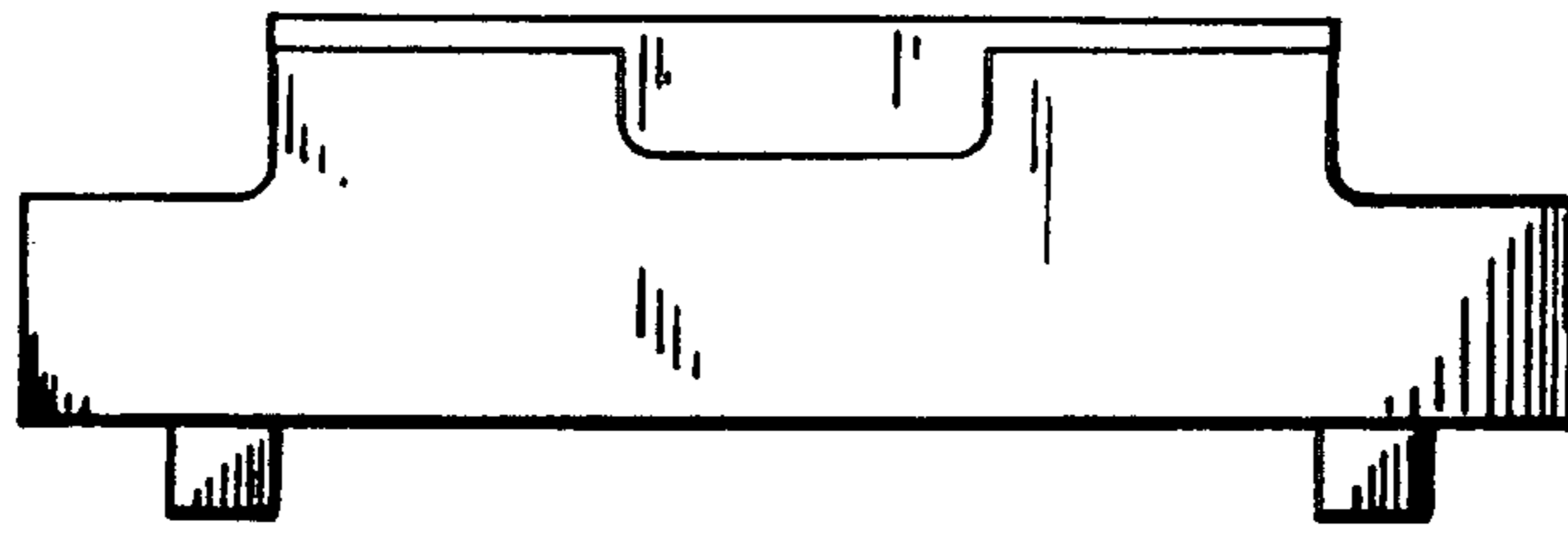


FIG. 3

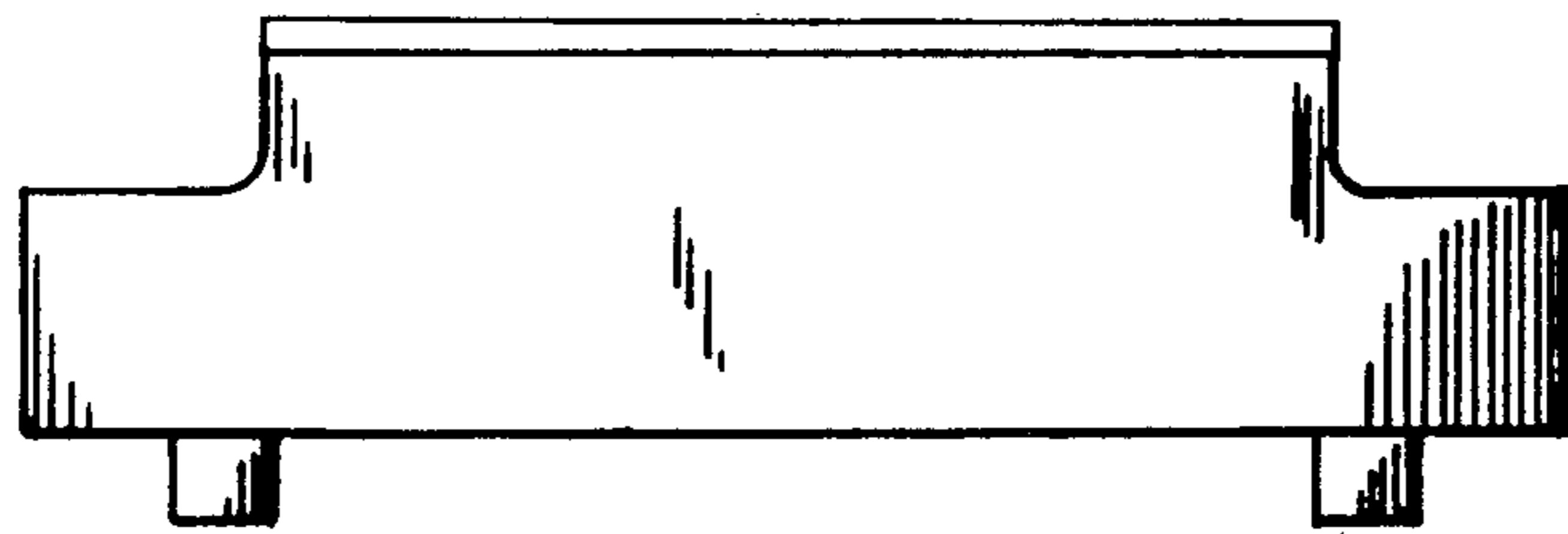


FIG. 4




FIG 5




FIG. 6

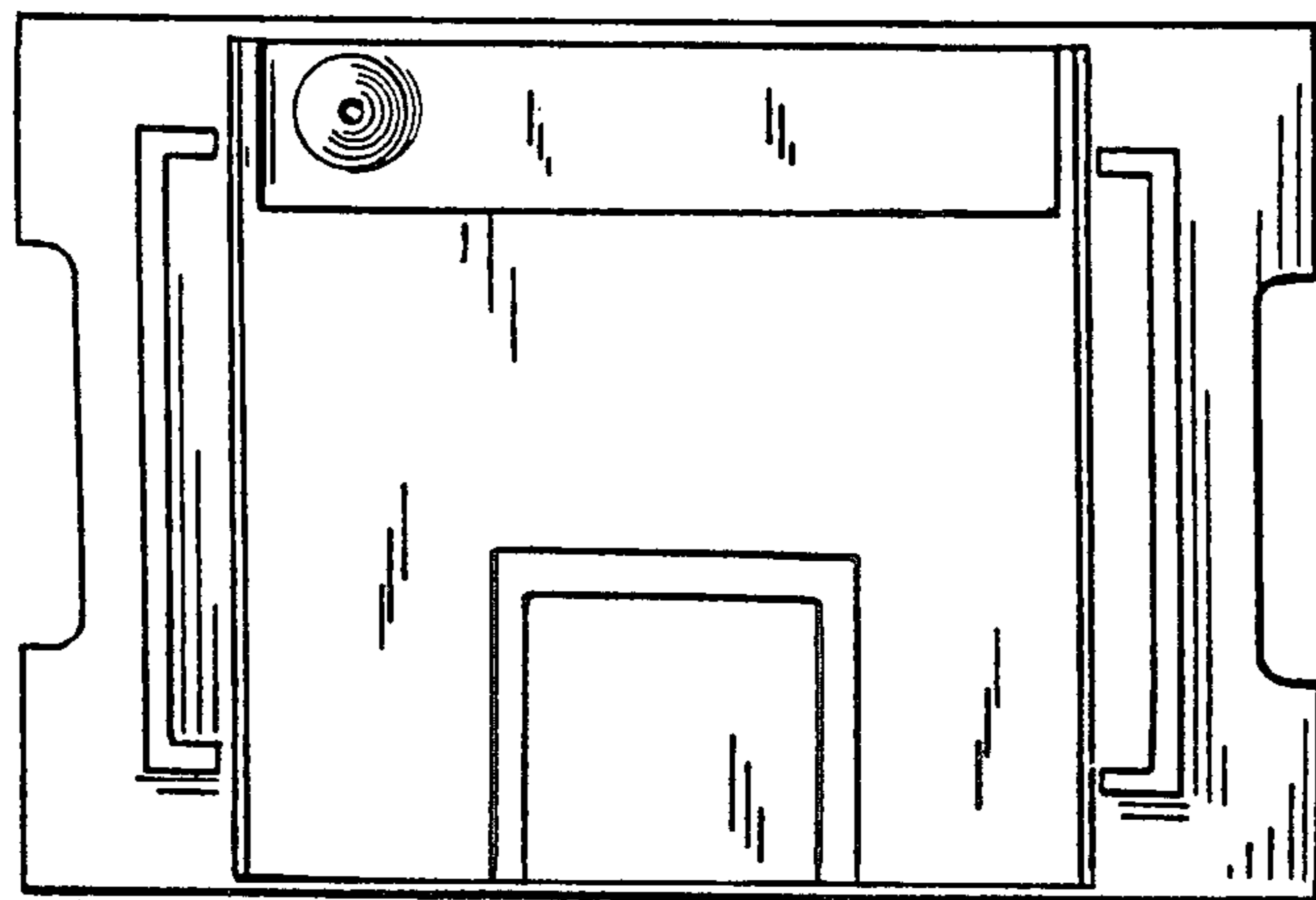


FIG. 7

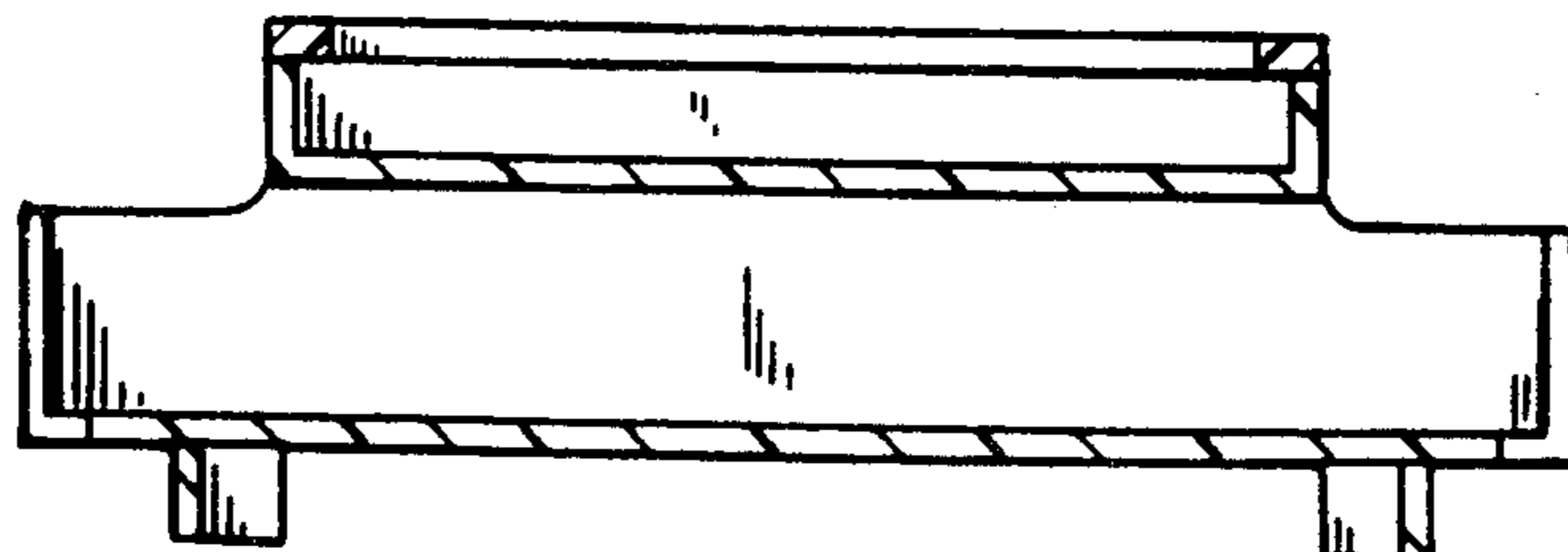


FIG. 8