



US00D330721S

# United States Patent [19]

[11] Patent Number: **Des. 330,721**

Yoshihara

[45] Date of Patent: **\*\* Nov. 3, 1992**

[54] **PRINTER FOR ELECTRONIC COMPUTER**

[75] Inventor: **Tsutomu Yoshihara, Ayase, Japan**

[73] Assignee: **Canon Kabushiki Kaisha, Tokyo, Japan**

[\*\*] Term: **14 Years**

[21] Appl. No.: **527,253**

[22] Filed: **May 23, 1990**

[30] **Foreign Application Priority Data**

Nov. 24, 1989 [JP] Japan ..... 1-42666

[52] U.S. Cl. .... **D18/50**

[58] Field of Search ..... D18/5, 6, 11, 12, 50, D18/54-55; 400/691-694, 613, 613.1-613.4, 624; 101/93; 346/145

[56] **References Cited**

**U.S. PATENT DOCUMENTS**

D. 269,782	7/1983	Canning et al. ....	D18/54
D. 280,508	9/1985	Nasui et al. ....	D18/54
D. 284,013	5/1986	Kuroki ....	D18/54
D. 285,211	8/1986	Nibley et al. ....	D18/12
D. 289,167	4/1987	Otsuka ....	D18/54
D. 293,680	1/1988	Yamada ....	D18/54
D. 293,681	1/1988	Yamada ....	D18/54

D. 299,346	1/1989	Lehman .....	D18/54
D. 304,598	11/1989	Joki .....	D18/55
D. 305,435	1/1990	Omino et al. ....	D18/54
D. 307,440	4/1990	Omino et al. ....	D18/54
D. 321,898	11/1991	Kasee et al. ....	D18/55
D. 322,982	1/1992	Tashiro .....	D18/54

**OTHER PUBLICATIONS**

PC Magazine, Jul. 1989; p. 53; Toshiba Express Writer-310 thermal printer advertisement.

*Primary Examiner*—A. Hugo Word

*Assistant Examiner*—CathyAnne MacCormac

*Attorney, Agent, or Firm*—Fitzpatrick, Cella, Harper & Scinto

[57] **CLAIM**

The ornamental design for a printer for electronic computer, as shown and described.

**DESCRIPTION**

FIG. 1 is a front elevational view of a printer for electronic computer showing my new design; FIG. 2 is a rear elevational view thereof; FIG. 3 is a top plan view thereof; FIG. 4 is a bottom plan view thereof; FIG. 5 is a left side elevational view thereof; FIG. 6 is a right side elevational view thereof; and, FIG. 7 is a perspective view thereof.

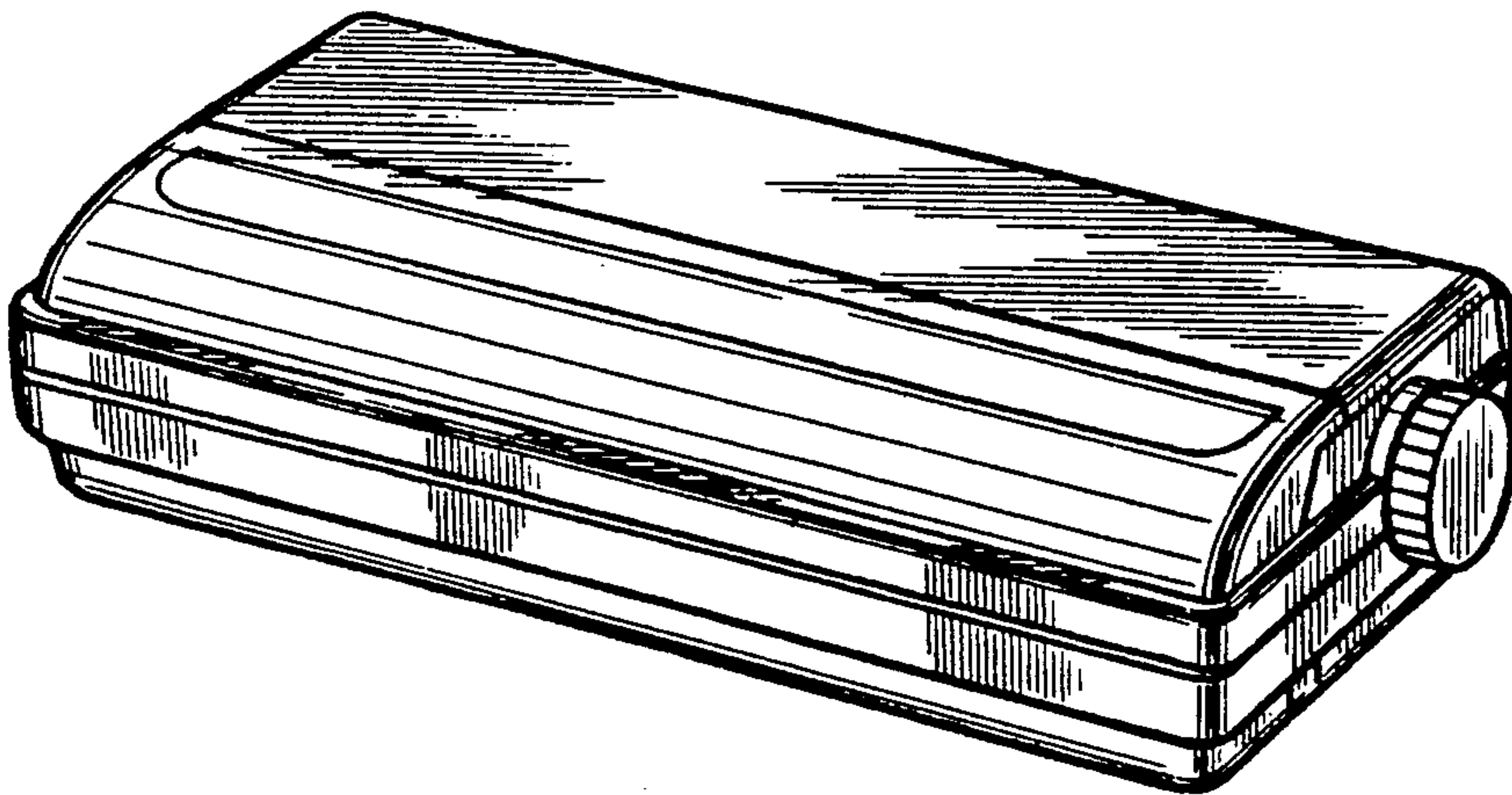



FIG. 1

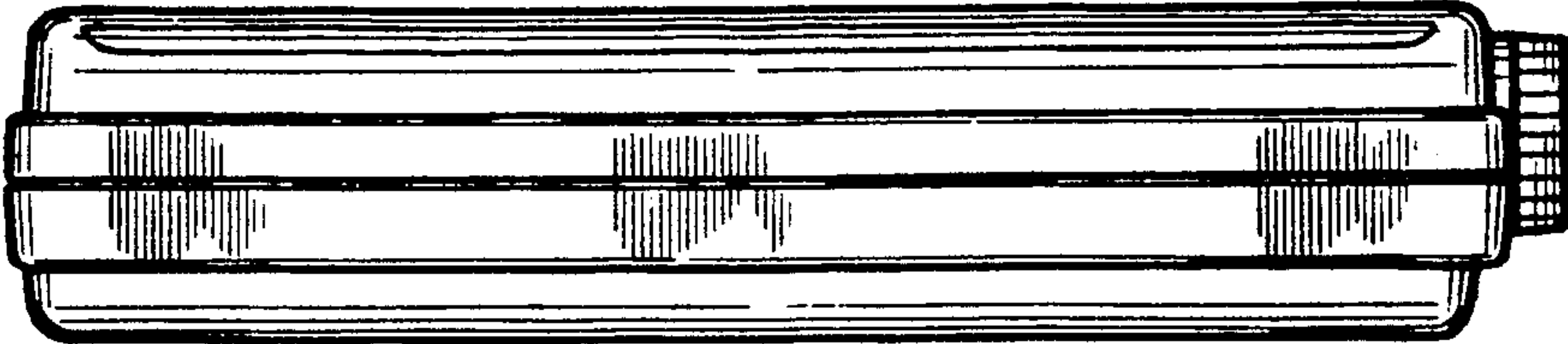


FIG. 2

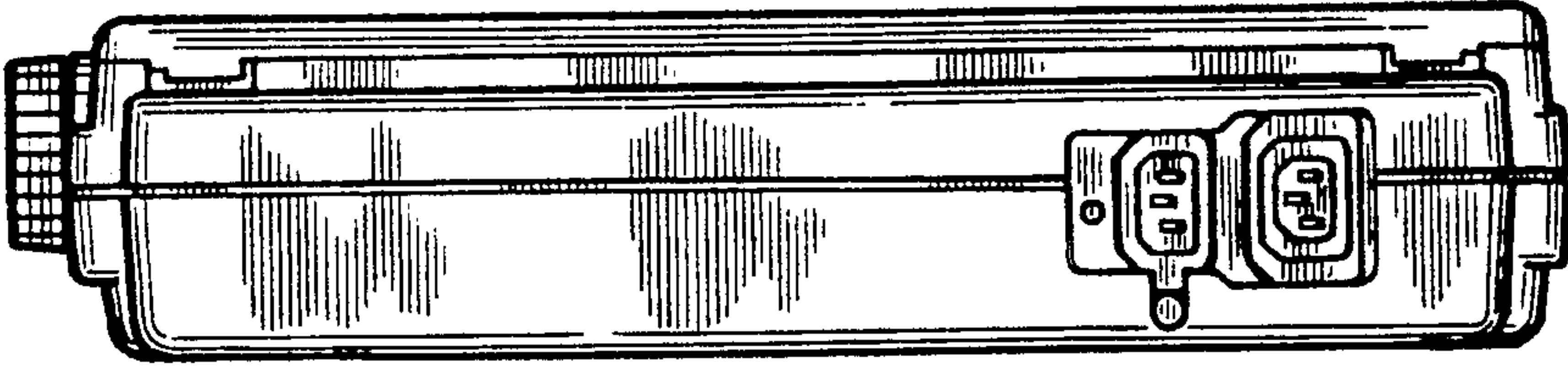


FIG. 3

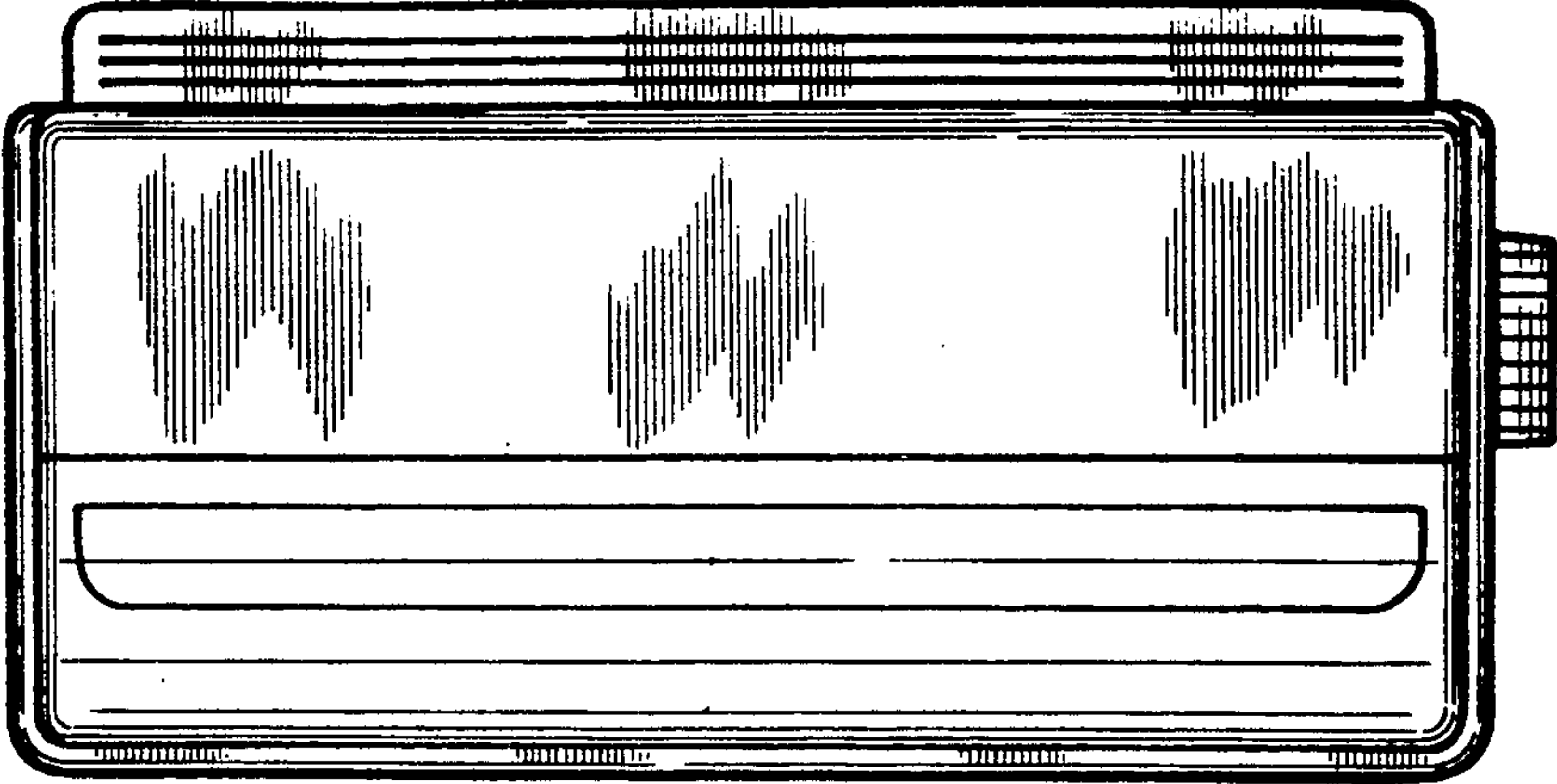


FIG. 4

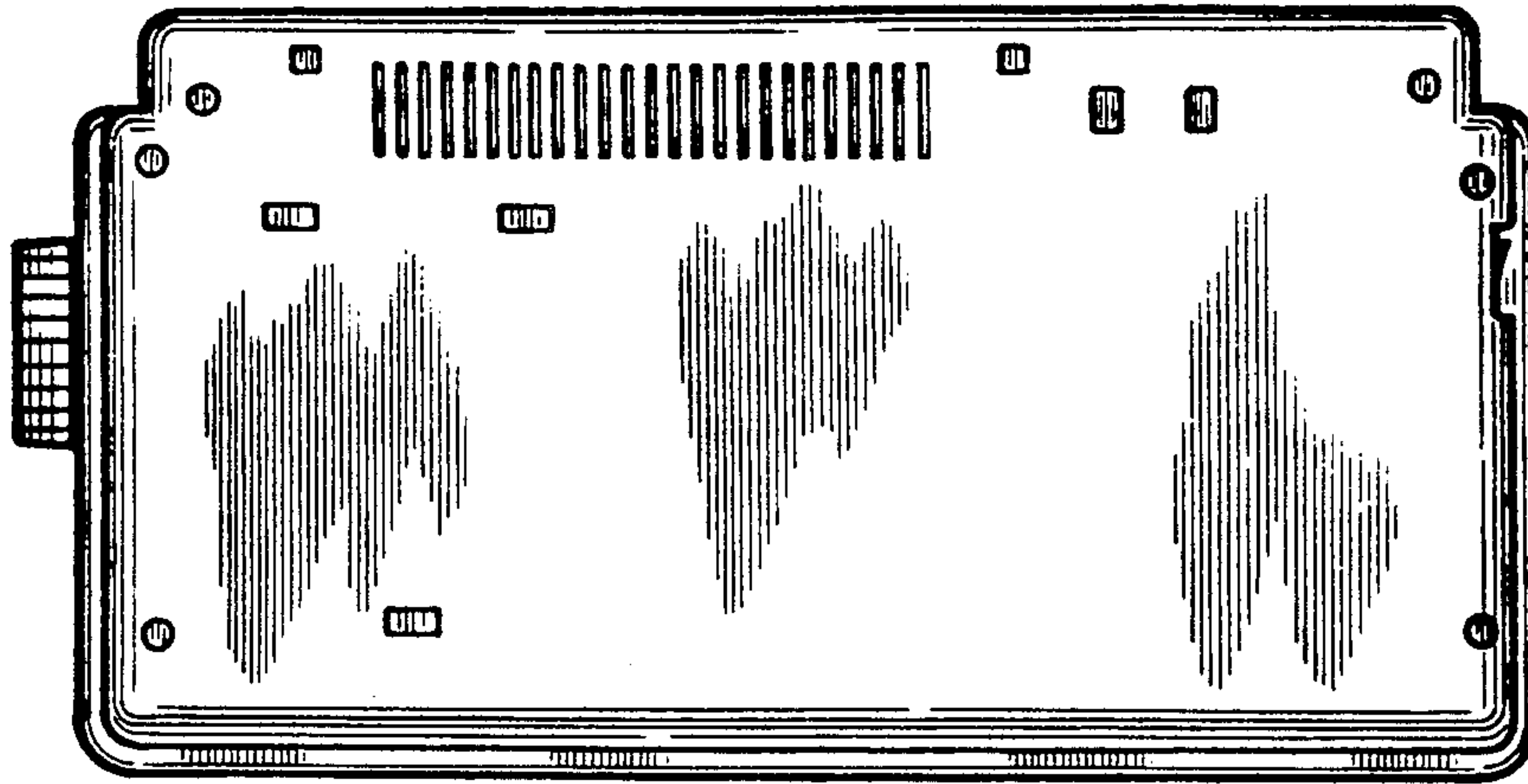


FIG. 5

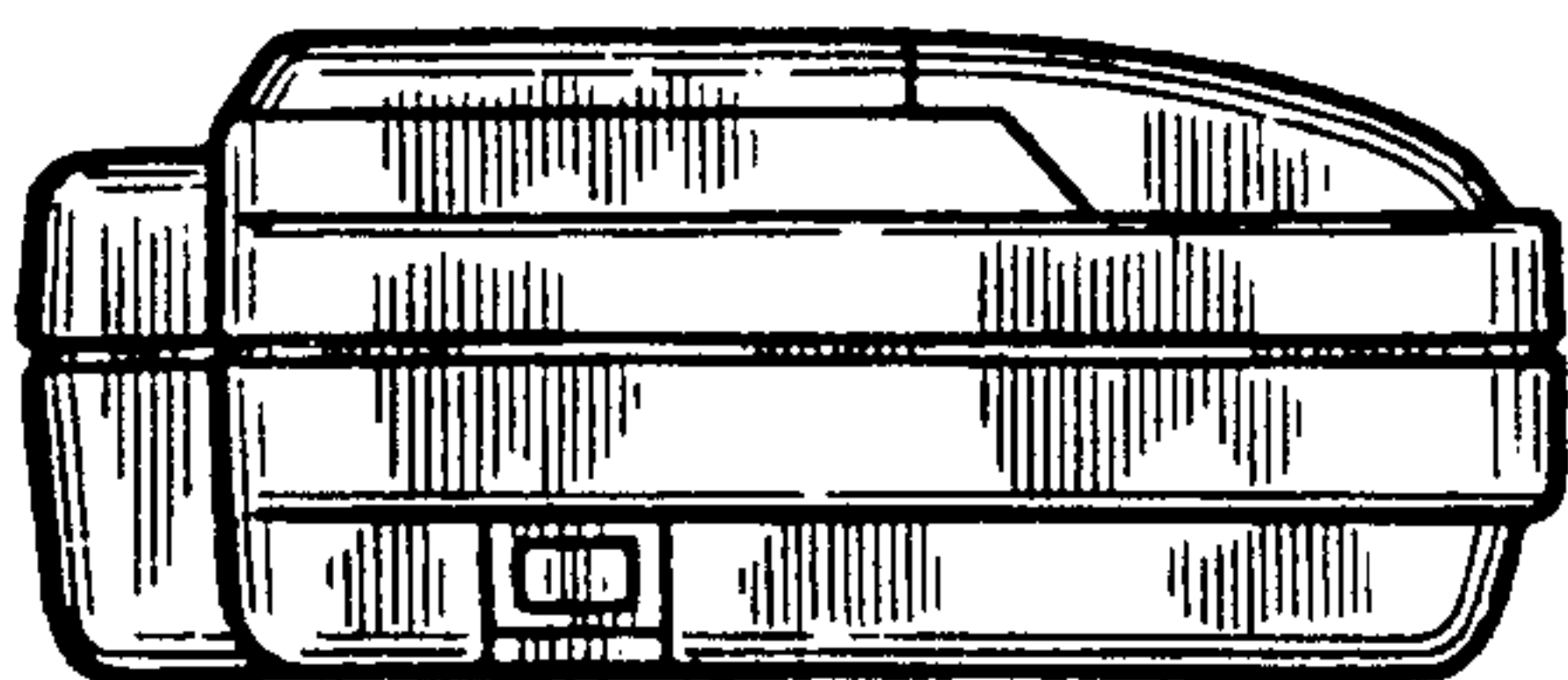


FIG. 6




FIG. 7

