



US00D330718S

United States Patent [19] Hatchiguian

[11] Patent Number: **Des. 330,718**
[45] Date of Patent: **** Nov. 3, 1992**

[54] **TEMPLE FOR EYEGLASS FRAME**
[75] Inventor: **Joseph Hatchiguian, Saint Germain en Laye, France**
[73] Assignee: **Sporoptic Pouilloux S.A., Paris, France**
[**] Term: **14 Years**
[21] Appl. No.: **725,258**
[22] Filed: **Jul. 3, 1991**

D. 319,647 9/1991 Wilson D16/102
D. 320,031 9/1991 Wilson D16/127
503,803 8/1893 Orth 351/111
1,001,238 8/1911 Barnes 351/111

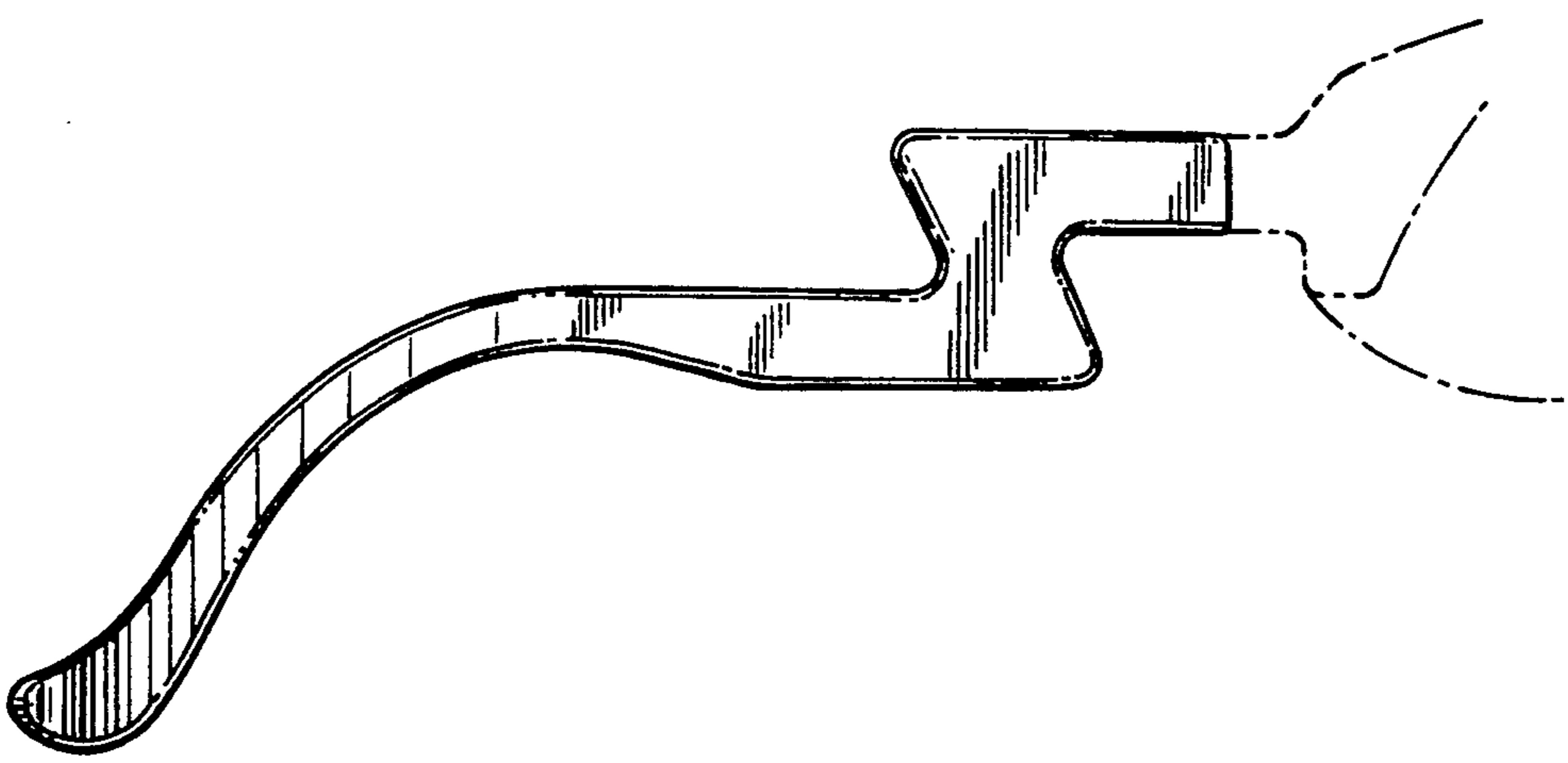
Primary Examiner—Bernard Ansher
Assistant Examiner—R. Barkai
Attorney, Agent, or Firm—Charles E. Baxley

[30] **Foreign Application Priority Data**
Jan. 11, 1991 [FR] France 91 0140
[52] **U.S. Cl.** **D16/127**
[58] **Field of Search** D16/102, 103, 105-107, D16/110-112, 114, 116, 117, 121-123, 127; D2/246; 351/44, 45, 47, 57, 59, 83, 87, 111, 118; 2/13, 199, 439, 448, 449

[57] **CLAIM**
The ornamental design for a temple for eyeglass frame, as shown and described.

[56] **References Cited**
U.S. PATENT DOCUMENTS
D. 311,197 10/1990 Jannard D16/112

DESCRIPTION
FIG. 1 is a right side elevational view of a temple for eyeglass frame showing my new design; the broken line showing of part of the front of the eyeglass frame in **FIGS. 1-4** is for illustrative purposes only and form no part of the claimed design;
FIG. 2 is a left side elevational view thereof;
FIG. 3 is a top plan view thereof;
FIG. 4 is a bottom plan view thereof;
FIG. 5 is a rear elevational view thereof; and,
FIG. 6 is a front elevational view thereof.



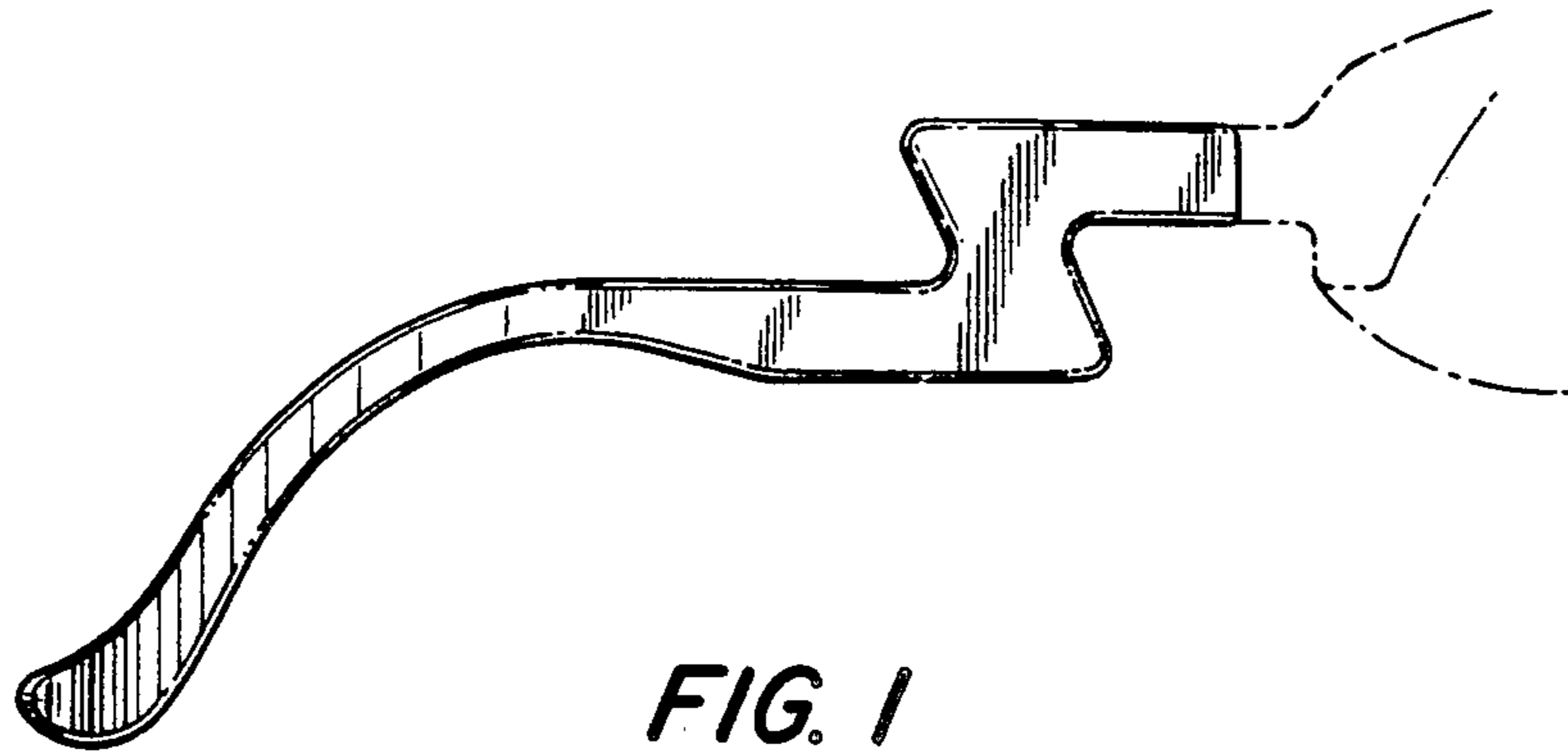


FIG. 1

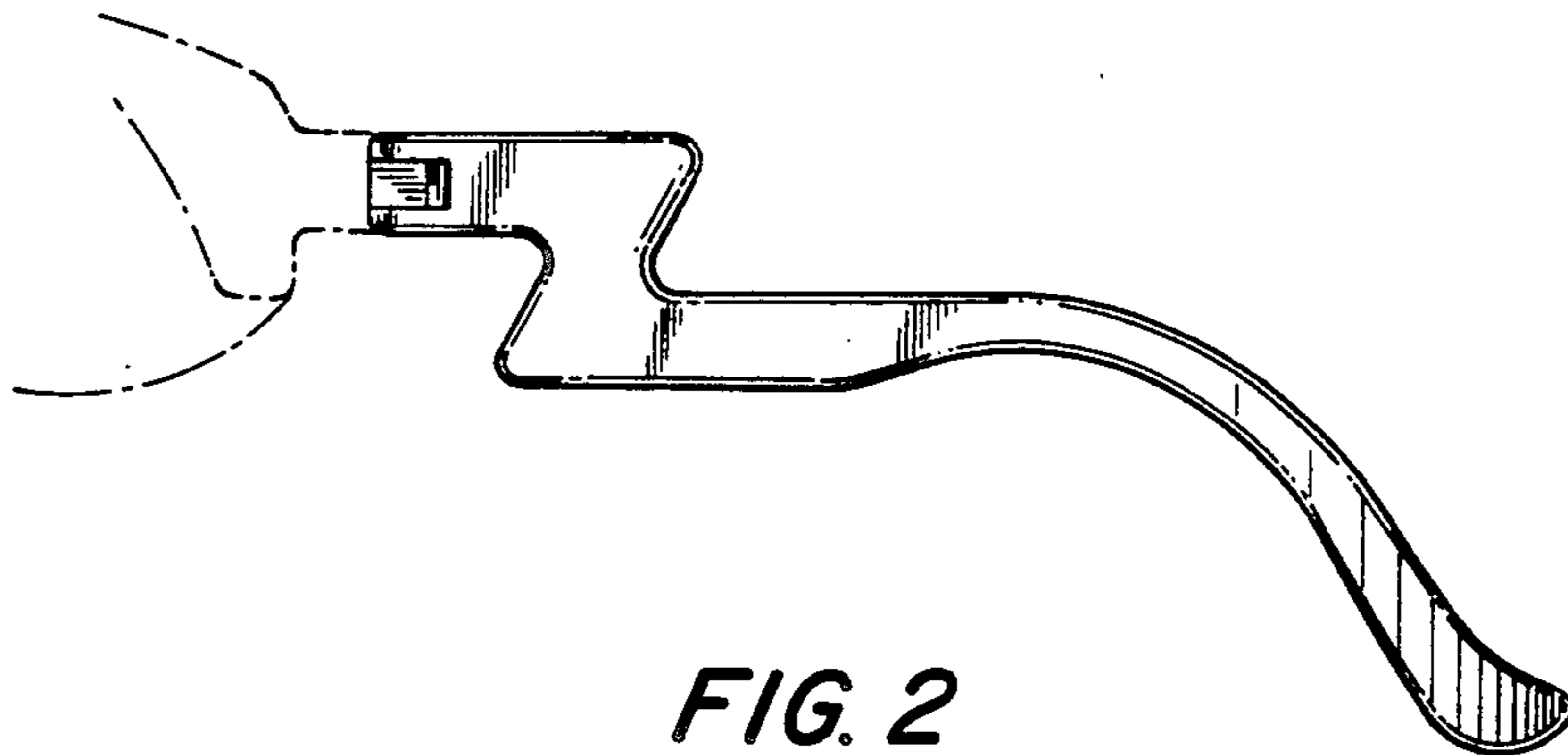


FIG. 2



FIG. 3



FIG. 4



FIG. 5



FIG. 6