



US00D330696S

United States Patent [19]

[11] Patent Number: **Des. 330,696**

Alain

[45] Date of Patent: **** Nov. 3, 1992**

[54] **WIPER WASHER UNIT FOR THE REAR WINDOW OF A CAP FOR THE BED OF A PICKUP TRUCK**

[76] Inventor: **Jacques R. Alain**, 21 Roland St., Enfield, Conn. 06082

[**] Term: **14 Years**

[21] Appl. No.: **584,841**

[22] Filed: **Sep. 19, 1990**

[52] U.S. Cl. **D12/155**

[58] Field of Search **D12/155; 15/250.8, 250.01, 15/250.35, 250.36, 250.38, 250.41, 250.42**

[56] **References Cited**

U.S. PATENT DOCUMENTS

| | | | |
|------------|---------|----------------|----------|
| D. 297,224 | 8/1988 | Kock | D12/155 |
| 1,276,283 | 8/1918 | Thomas | D12/155 |
| 3,855,661 | 12/1974 | Prince | 15/250 B |
| 4,763,381 | 8/1988 | Williams | 15/250 B |

OTHER PUBLICATIONS

Handbook of Designs & Devices, p. 138, Hex-Axial Variant No. 1234, top left side of page.

Primary Examiner—James M. Gandy
Attorney, Agent, or Firm—Leon Gilden

[57] **CLAIM**

The ornamental design for a wiper washer unit for the rear window of a cap for the bed of a pickup truck, as shown.

DESCRIPTION

FIG. 1 is a front elevational view of the wiper washer unit for the rear window of a cap for the bed of a pickup truck showing my new design;
FIG. 2 is a rear elevational view thereof;
FIG. 3 is an enlarged left side elevational view thereof;
FIG. 4 is an enlarged right side elevational view thereof;
FIG. 5 is a top plan view thereof; and,
FIG. 6 is a bottom plan view thereof.




FIG. 1

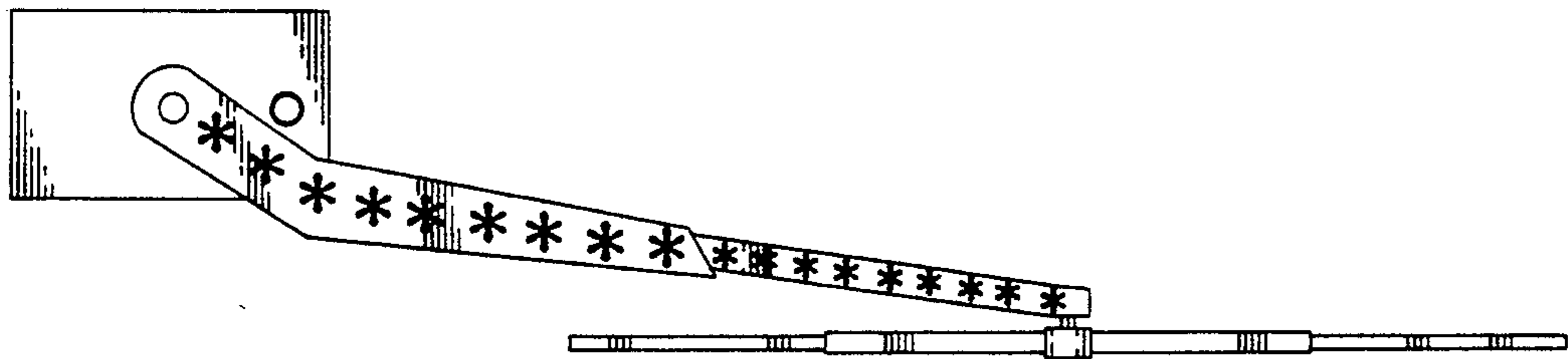


FIG. 2




FIG. 3

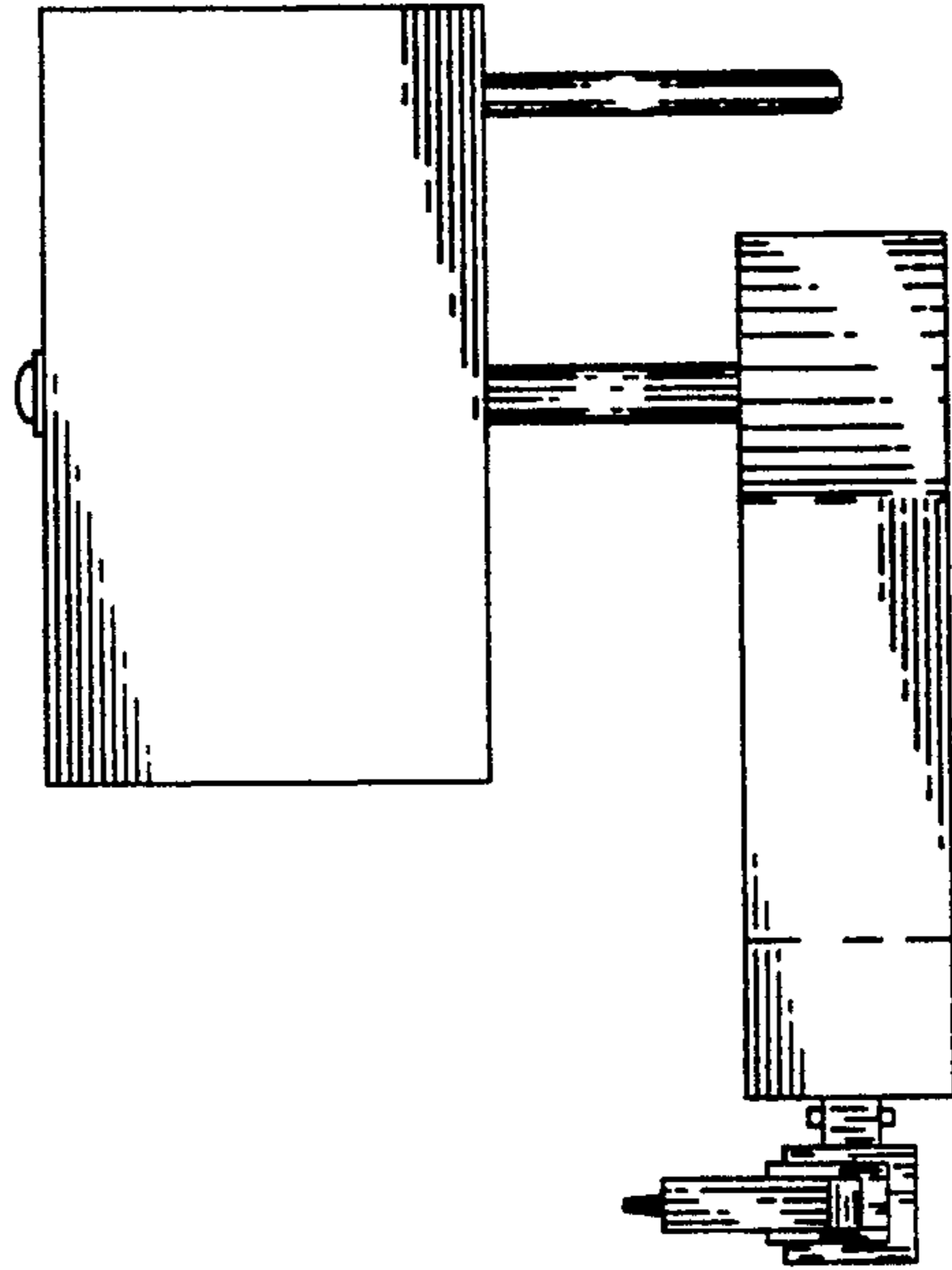


FIG. 4

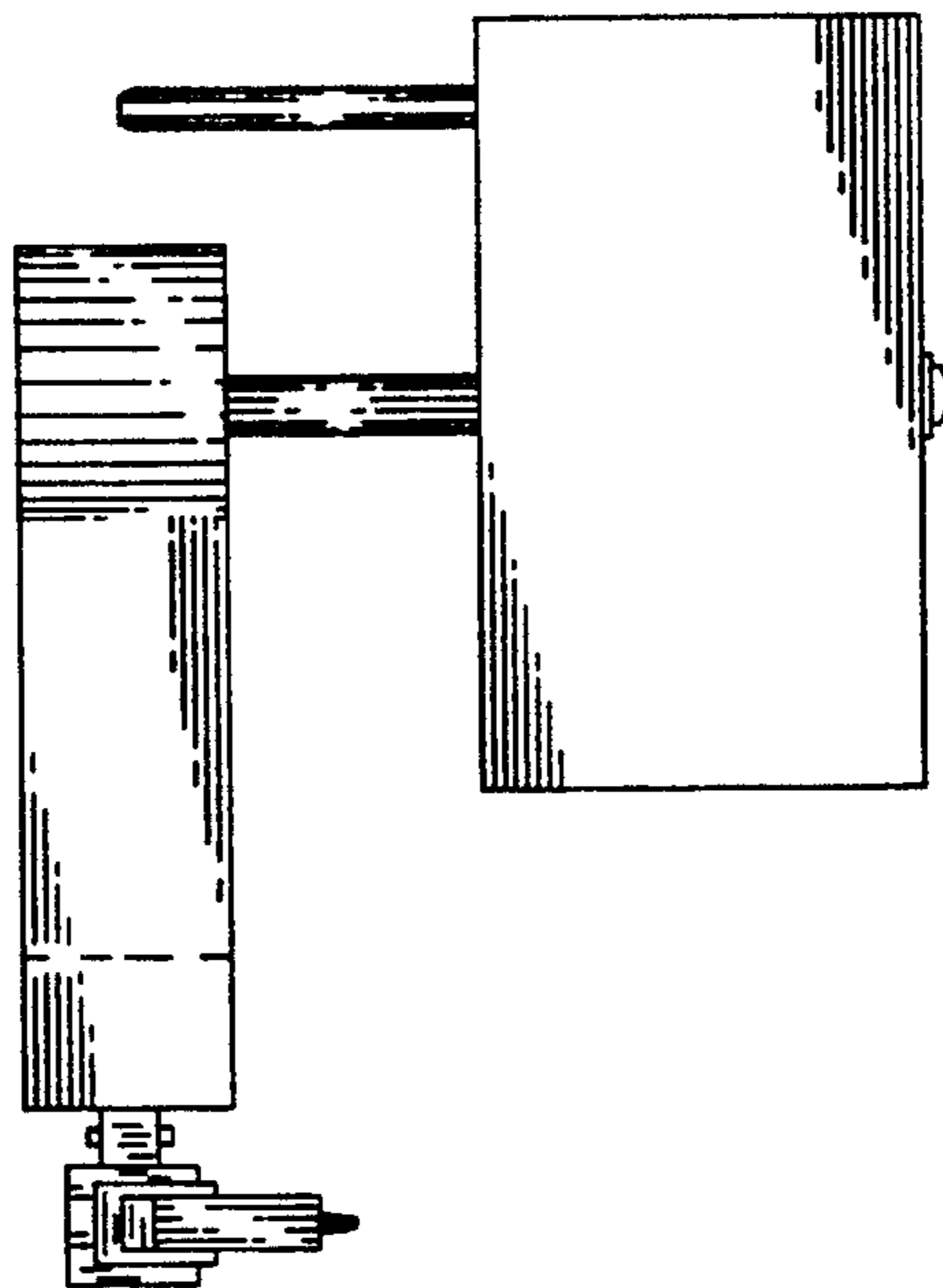


FIG. 5

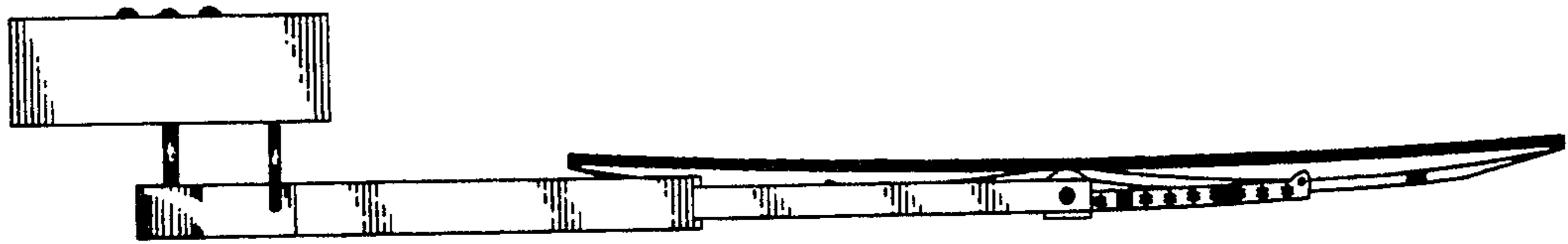


FIG. 6

