



US00D330679S

United States Patent [19]

[11] Patent Number: **Des. 330,679**

Bland

[45] Date of Patent: **** Nov. 3, 1992**

[54] **COMBINATION WRISTWATCH AND SWEATBAND**

4,685,599	8/1987	Israel et al.	224/170
4,769,799	9/1988	Matsukage	368/278
4,916,679	4/1990	Agnello	368/283

[76] Inventor: **Antoinette D. Bland**, 5600 Orangethorpe Ave. #914, La Palma, Calif. 90623

OTHER PUBLICATIONS

Harper's Bazaar, Money-Clip Watch, Jun. 1951, p. 15.
Hong Kong Enterprise, GC-1405A, Jan. 1986, p. 293.

[**] Term: **14 Years**

Primary Examiner—Bruce W. Dunkins
Assistant Examiner—Antoine D. Davis
Attorney, Agent, or Firm—Leon Gilden

[21] Appl. No.: **254,795**

[22] Filed: **Oct. 7, 1988**

[52] U.S. Cl. **D10/32**

[57] CLAIM

[58] Field of Search **D10/30-32, D10/38, 39, 122-126; D11/1-4; 63/1.1-6; 224/164-180; 368/223-225, 239-242, 276-278, 280-283, 289, 294-296**

The ornamental design for a combination wristwatch and sweatband, as shown and described.

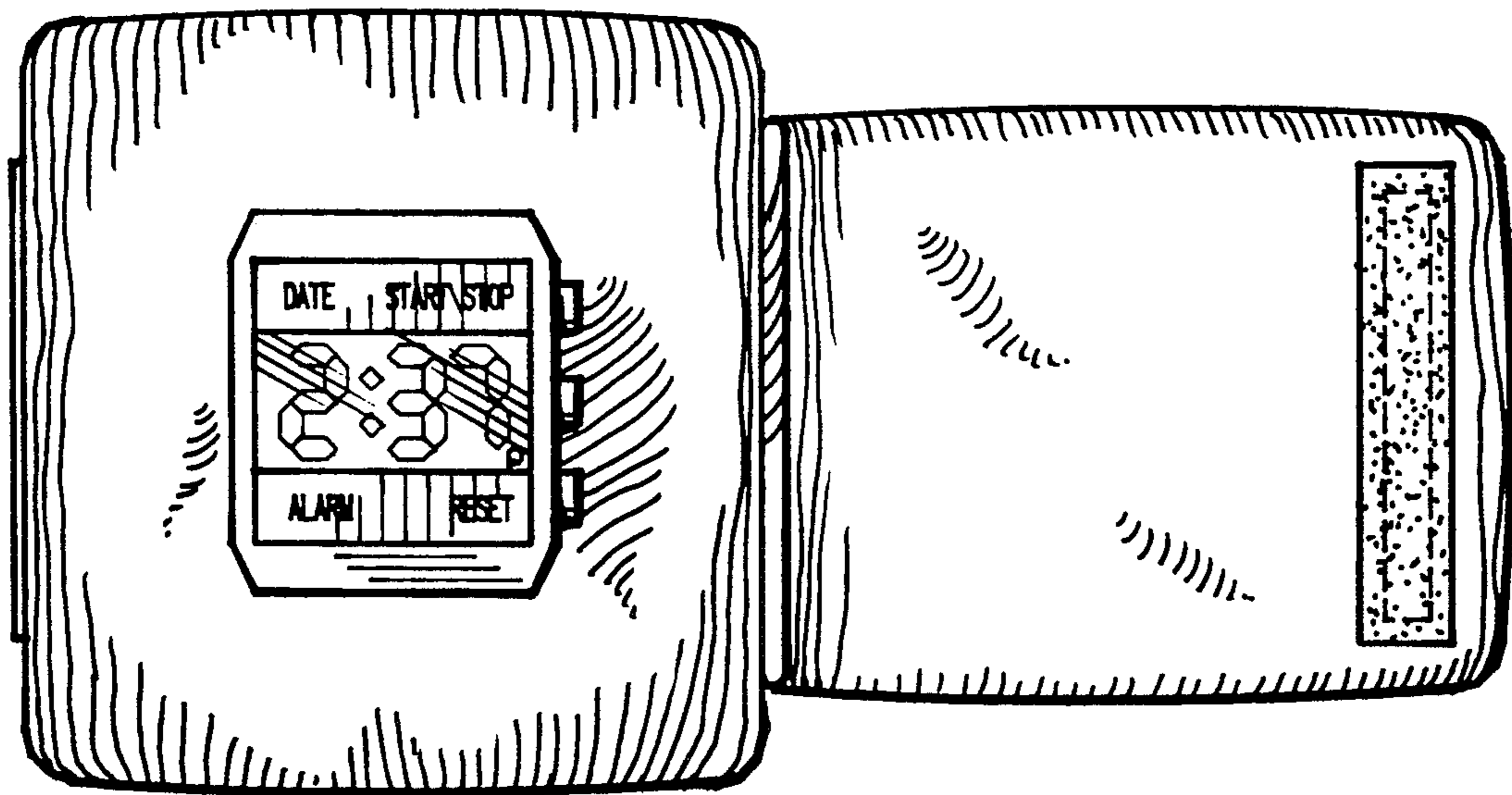
DESCRIPTION

[56] References Cited

U.S. PATENT DOCUMENTS

1,763,929	6/1930	Kellner	368/282
2,076,221	4/1937	Bradbury	224/170 X
3,700,148	10/1972	Lanvin	224/170
4,387,838	6/1983	Jackson	224/170

FIG. 1 front elevational view of a combination wristwatch and sweatband showing my new design;
FIG. 2 is a rear elevational view;
FIG. 3 is a left side elevational view;
FIG. 4 is a right side elevational view;
FIG. 5 is a top plan view; and,
FIG. 6 is a bottom plan view thereof.



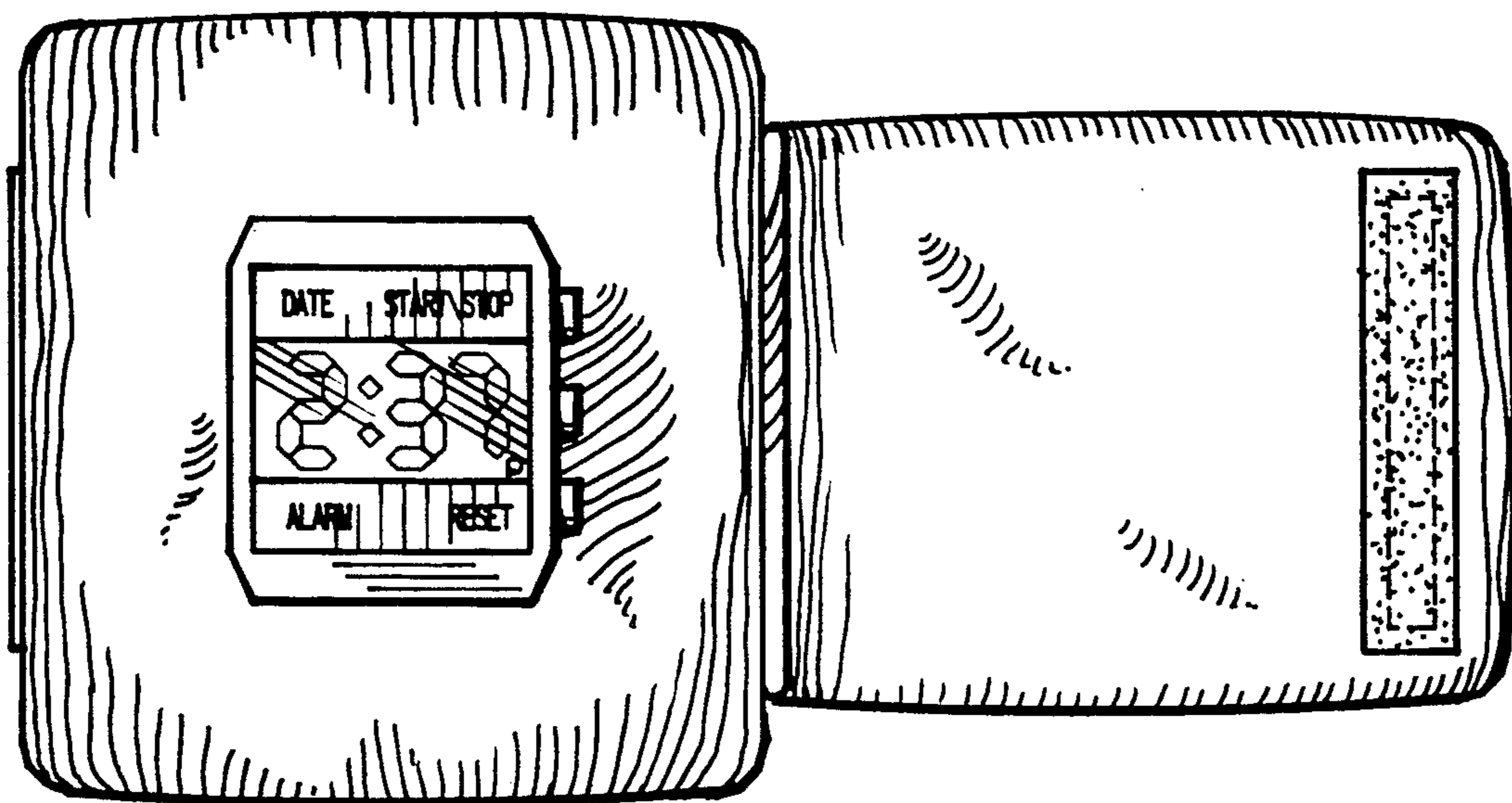


Fig. 1

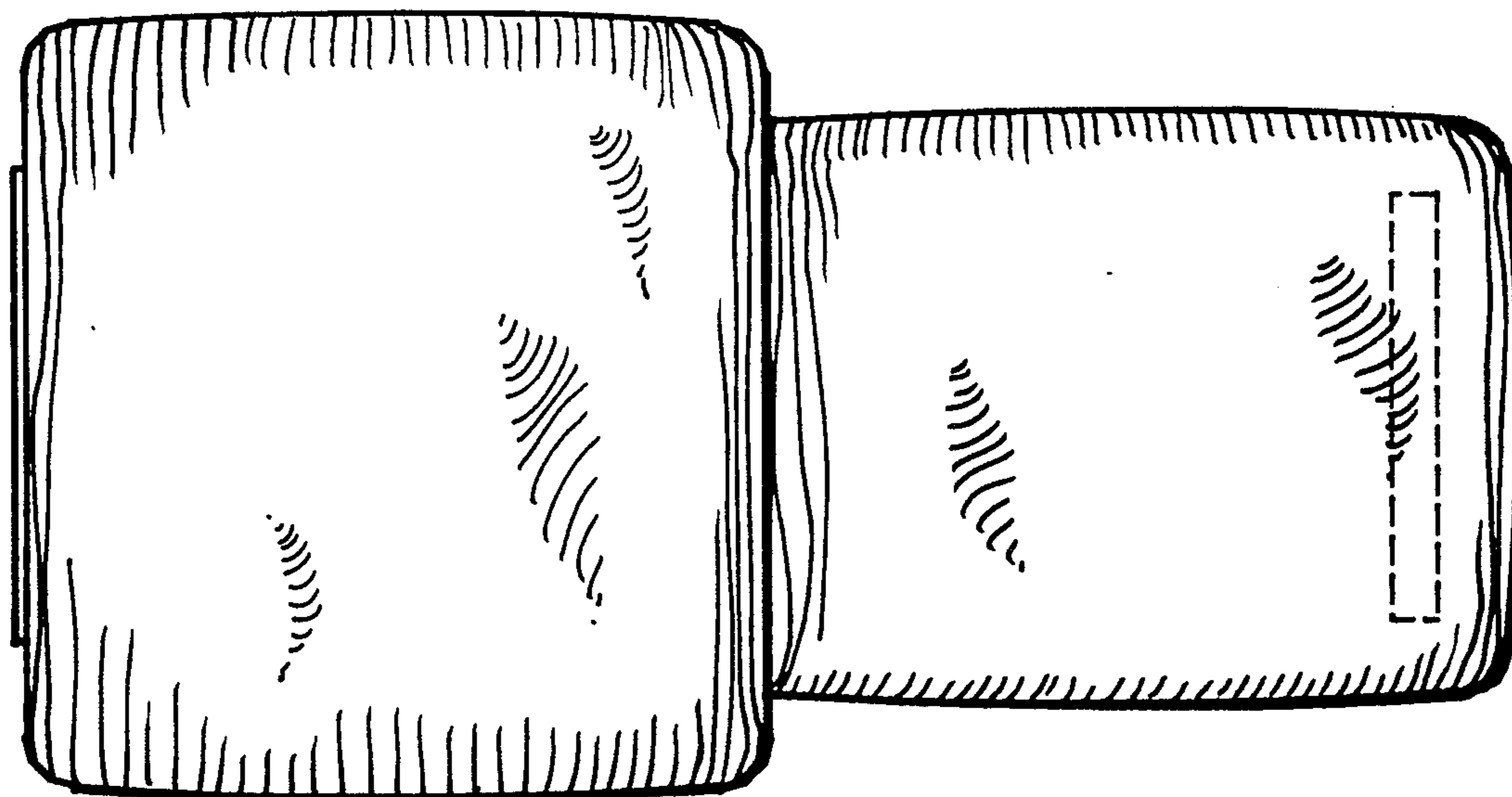


Fig. 2




Fig. 3

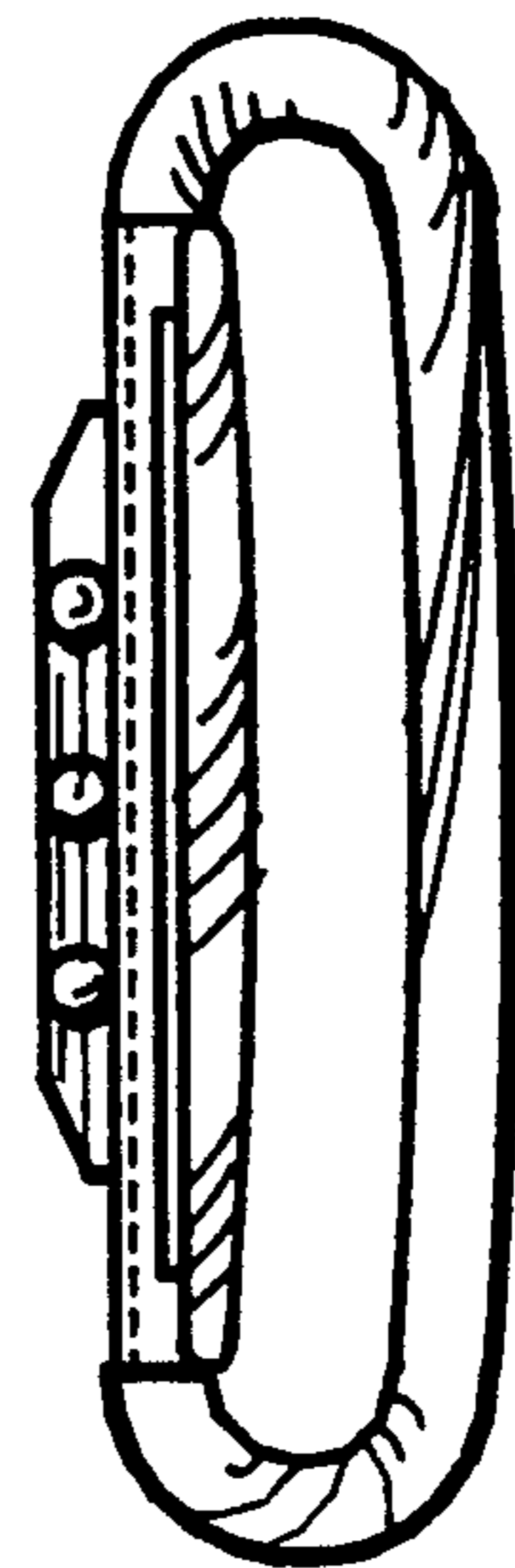


Fig. 4




Fig. 5

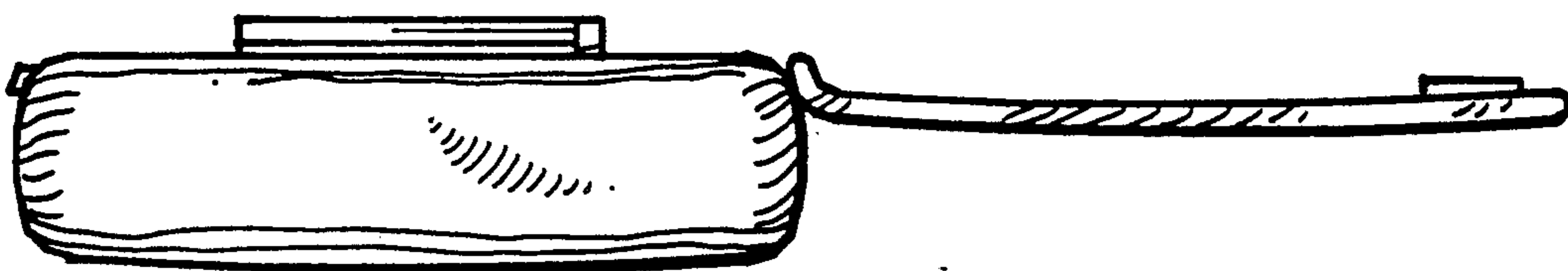


Fig. 6