



US00D330655S

# United States Patent [19]

[11] Patent Number: **Des. 330,655**

Bareiss

[45] Date of Patent: **\*\* Nov. 3, 1992**

[54] **PEDESTAL OR SIMILAR ARTICLE**

[76] Inventor: **Raymond E. Bareiss**, 1033 Stillman, Eugene, Oreg. 97404

[\*\*] Term: **14 Years**

[21] Appl. No.: **483,000**

[22] Filed: **Feb. 22, 1990**

[52] U.S. Cl. .... **D6/495; D6/482; D6/486**

[58] Field of Search ..... **D6/480, 482-486, D6/495; D11/131, 164; 108/150**

[56] **References Cited**

**U.S. PATENT DOCUMENTS**

- D. 183,198 7/1958 Dodge ..... D11/164
- D. 189,480 12/1960 Albanese ..... D11/131
- D. 209,757 1/1968 Wrinkles, Jr. et al. .... D6/419
- D. 247,694 4/1978 Mueh et al. .... D6/449
- D. 253,528 11/1979 Sun ..... D11/131
- D. 279,059 6/1985 Tekel ..... D6/482
- D. 296,635 7/1988 Kelley et al. .... D6/495

**OTHER PUBLICATIONS**

Artec-Planar Table Desk ©Kimball Interntl. 1983 table pedestal.

Engineering Graphics Fundamentals ©1985, p. 128, frustum shape, 3rd f/top & 2nd from right. Design Inst. of America-Dec. 31, 1980, p. 43, "Segments" Pedestals 6020-12, 2nd from right & top.

*Primary Examiner*—Nelson C. Holtje  
*Assistant Examiner*—Janice E. Seeger

[57] **CLAIM**

The ornamental design for a pedestal or similar article, as shown and described.

**DESCRIPTION**

FIG. 1 is a front and right perspective view of a pedestal or similar article, showing my new design, the rear and left perspective being identical thereto;  
 FIG. 2 is a rear and right perspective view, the front and left perspective being identical thereto;  
 FIG. 3 is a top plan view;  
 FIG. 4 is a bottom plan view;  
 FIG. 5 is a front elevational view, the rear being identical thereto;  
 FIG. 6 is a front and right side elevational view, the rear and left side elevational being identical thereto;  
 FIG. 7 is a right side elevational view, the left side being identical thereto; and,  
 FIG. 8 is rear and right side elevational view the front and left side elevational view being identical thereto.

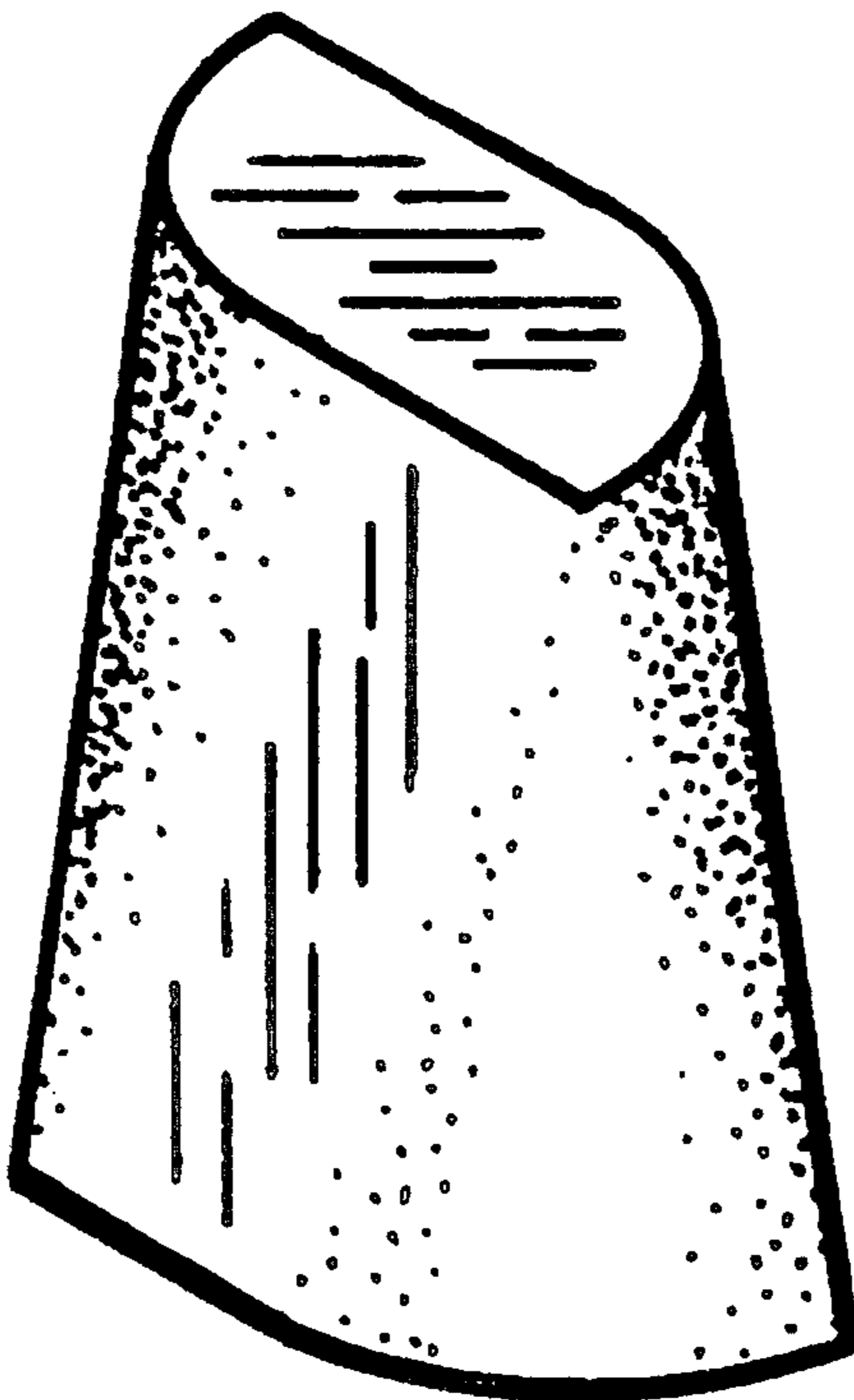


FIG. 3



FIG. 4



FIG. 1

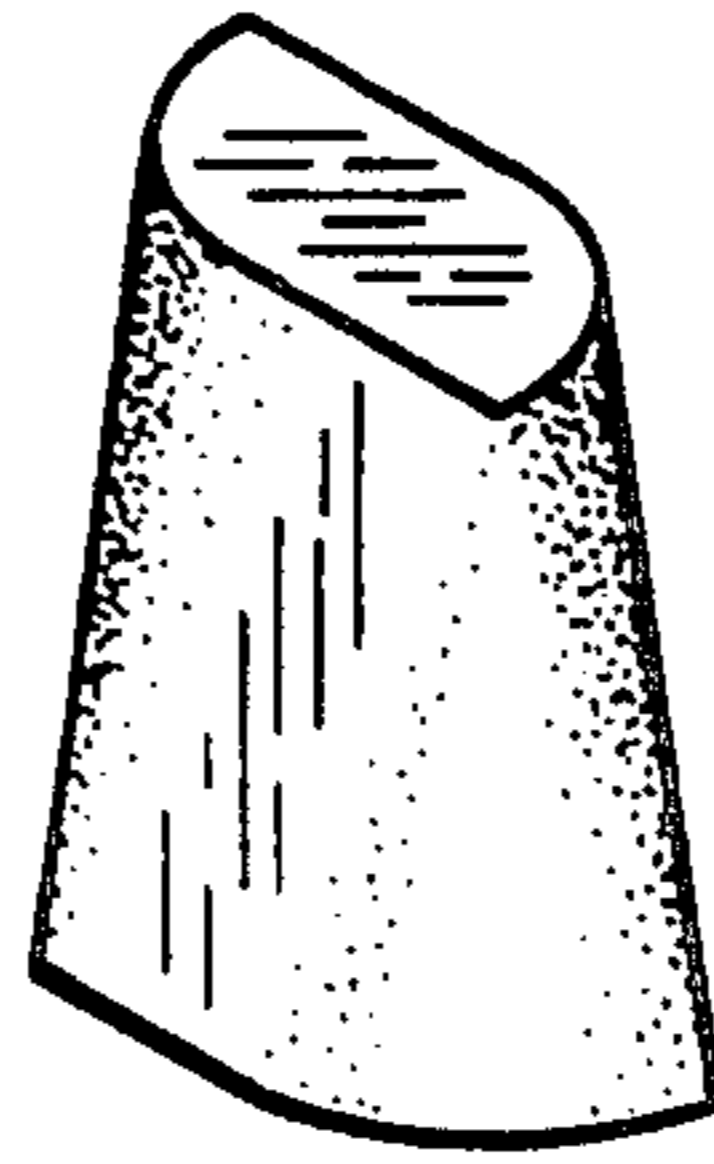


FIG. 2




FIG. 5



FIG. 6

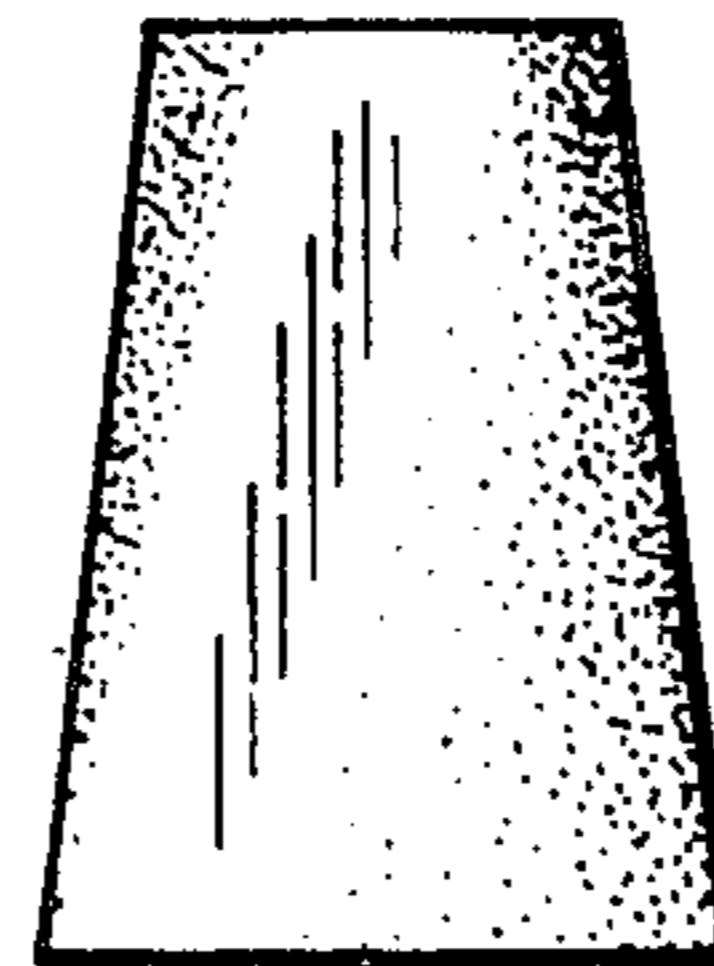


FIG. 7



FIG. 8

