



US00D330642S

United States Patent [19]

[11] Patent Number: **Des. 330,642**

Zapf

[45] Date of Patent: **** Nov. 3, 1992**

- [54] **COMBINED DUAL DESK, WALL PANEL AND STORAGE UNIT**
- [75] Inventor: **Otto Zapf, Koenigstein, Fed. Rep. of Germany**
- [73] Assignee: **Allsteel Inc., Aurora, Ill.**
- [*] Notice: **The portion of the term of this patent subsequent to Jan. 21, 2006 has been disclaimed.**
- [**] Term: **14 Years**
- [21] Appl. No.: **532,081**
- [22] Filed: **Jun. 1, 1990**

Related U.S. Application Data

- [63] Continuation-in-part of Ser. No. 384,018, Jul. 24, 1989, Pat. No. Des. 323,251.
- [52] U.S. Cl. **D6/421; D6/397**
- [58] Field of Search **D6/419-428, D6/474, 477-479; 312/194-196; 108/59, 60, 61, 64; 160/135, 351; 52/36, 239**

- [56] **References Cited**
- U.S. PATENT DOCUMENTS**
- D. 323,251 1/1992 Zapf D6/422

- OTHER PUBLICATIONS**
- The Office* Jul. 1983, p. 108; Office system built for two bottom on page.
- "Kinetics" Booklet Oct. 1989 p. 3; dual desk modules, top on page.
- Primary Examiner*—Carmen H. Vales-Lado
- Attorney, Agent, or Firm*—Lee, Mann, Smith, McWilliams, Sweeney & Ohlson

- [57] **CLAIM**
- The ornamental design for a combined dual desk, wall panel and storage unit, as shown and described.

DESCRIPTION

FIG. 1 is a front perspective view of the combined dual desk, wall panel and storage unit showing my new design;

FIG. 2 is a top plan view thereof;

FIG. 3 is a bottom plan view thereof;

FIG. 4 is a front elevational view thereof; and,

FIG. 5 is a rear elevational view thereof.

FIGS. 1 and 3-5 are stippled shaded to show color contrast.

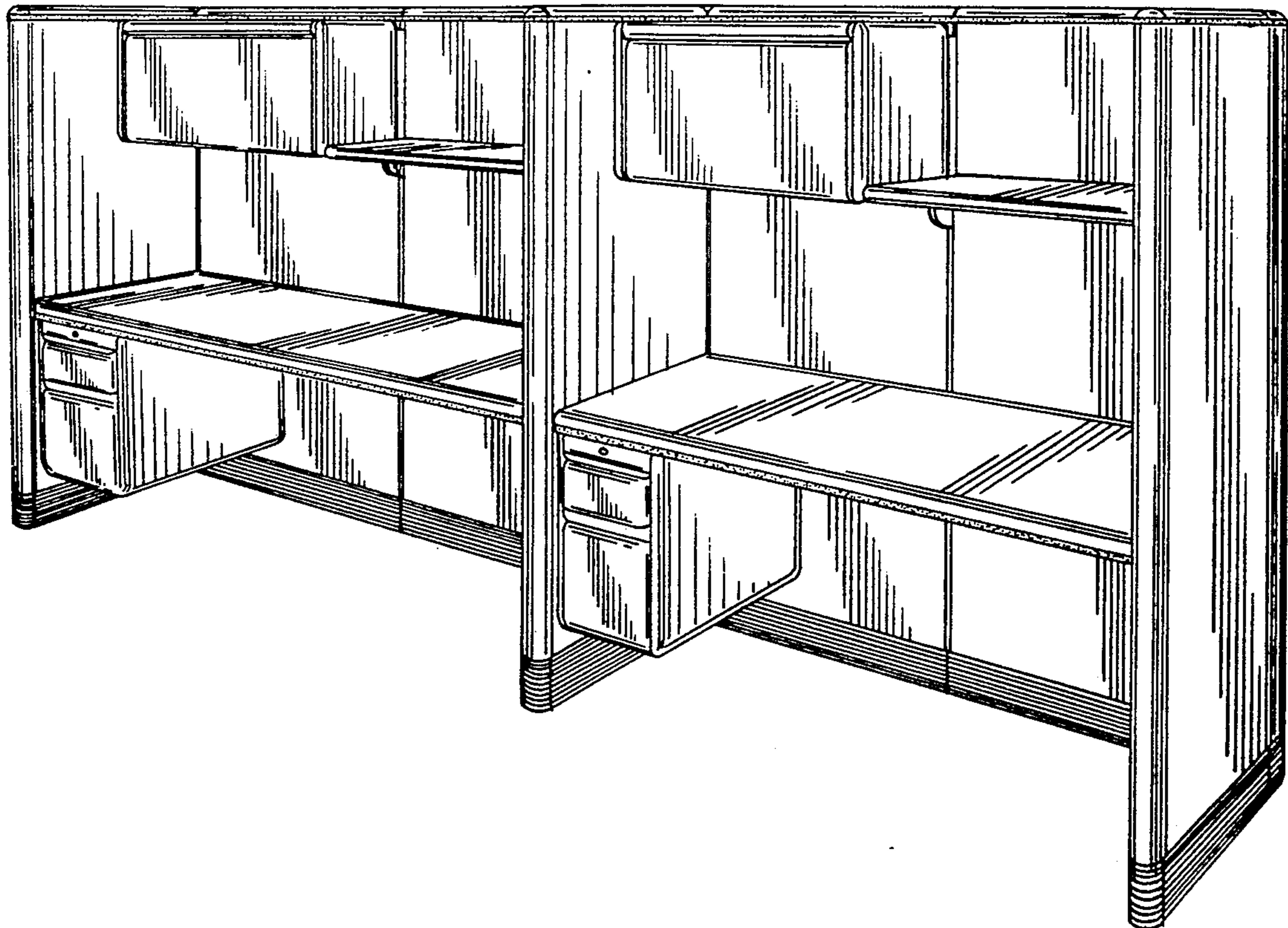


FIG. 1

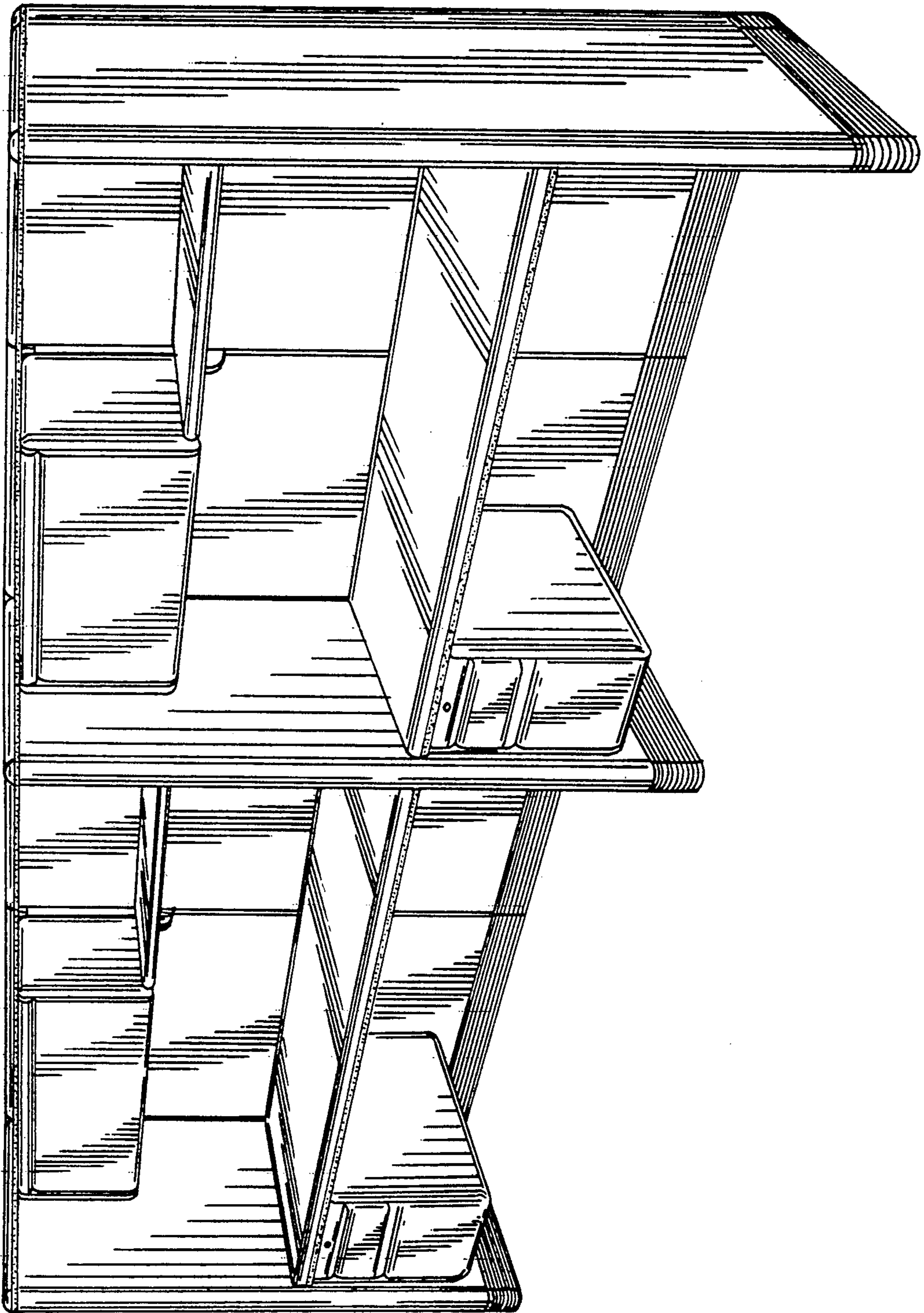


FIG-2-

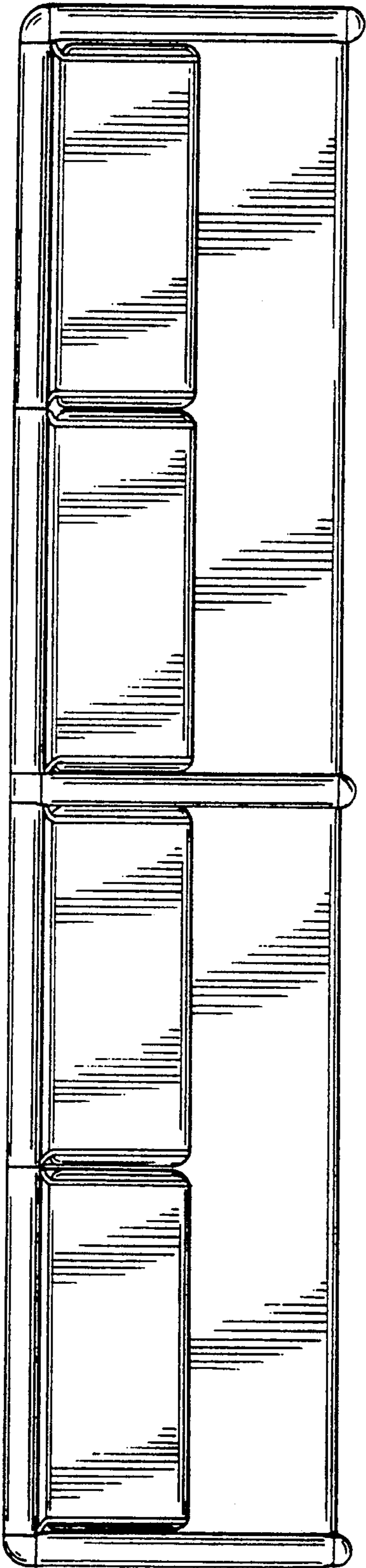


FIG-3-

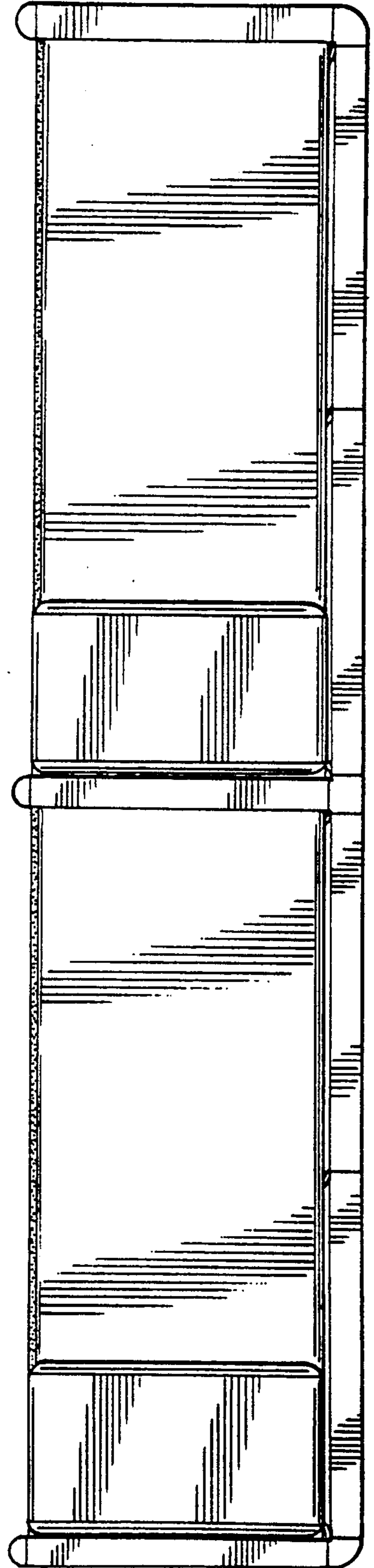


FIG. 4




FIG-5

