



US00D330608S

# United States Patent [19]

Lunderman et al.

[11] Patent Number: Des. 330,608

[45] Date of Patent: \*\* Oct. 27, 1992

[54] CUTICLE TRIMMING AND SCRAPING IMPLEMENT

[75] Inventors: William Lunderman; Bonnie M. Corwin, both of New York, N.Y.

[73] Assignee: Revlon Consumer Products Corporation, New York, N.Y.

[\*\*] Term: 14 Years

[21] Appl. No.: 536,261

[22] Filed: Jun. 11, 1990

[52] U.S. Cl. .... D28/57

[58] Field of Search ..... D28/9, 56-59, D28/62; 132/73, 73.5, 75.3; D8/14, 105, 107, DIG. 4-7

[56] References Cited

U.S. PATENT DOCUMENTS

- D. 58,519 7/1921 Wigder ..... D28/57
- D. 147,593 9/1947 Lipic ..... D8/102
- D. 152,708 2/1949 Levnaich ..... D28/57
- D. 246,000 10/1977 Yacos ..... D28/57
- D. 249,167 8/1978 Hovda et al. .... D28/59 X

D. 304,628 11/1989 Alvarado ..... D28/57

FOREIGN PATENT DOCUMENTS

- 537884 5/1955 Belgium ..... 15/104 R
- 299497 10/1928 United Kingdom ..... 30/26

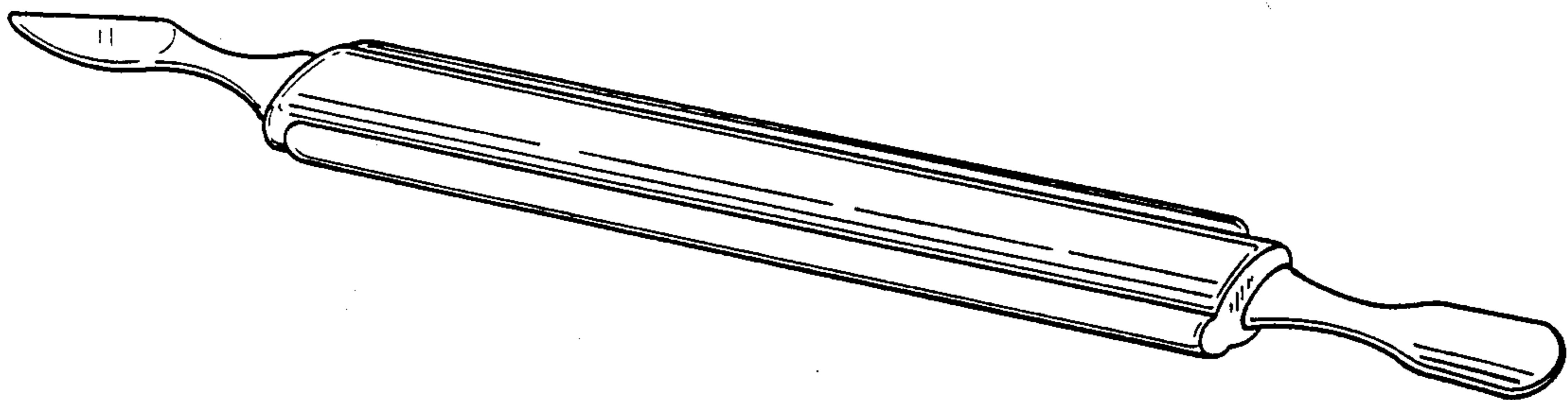
Primary Examiner—Bernard Ansher  
Assistant Examiner—C. Tuttle  
Attorney, Agent, or Firm—Julie Blackburn



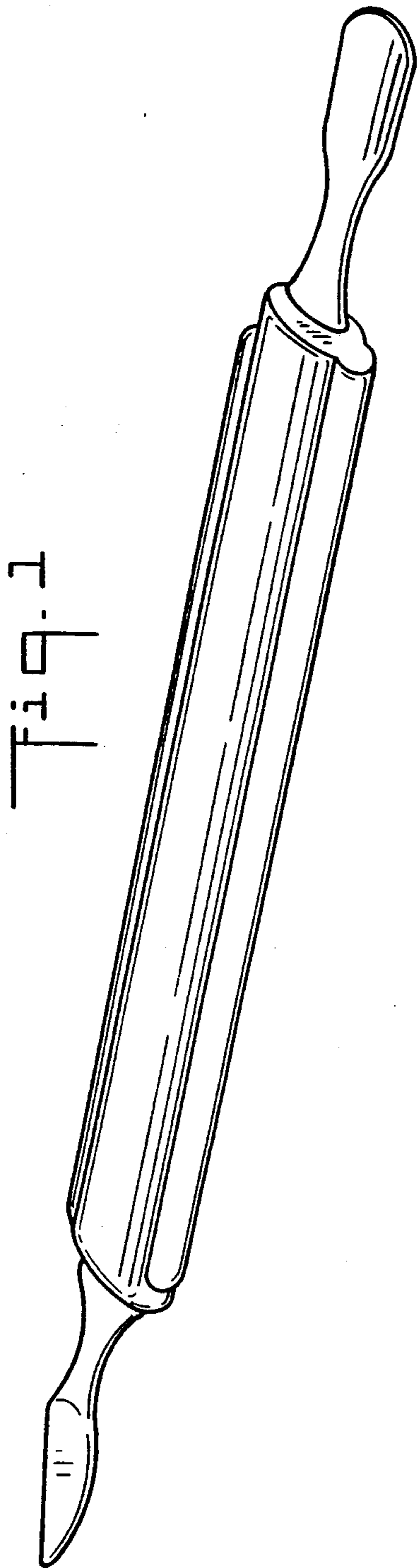
[57] CLAIM

The ornamental design for a cuticle trimming and scraping implement, as shown and described.

DESCRIPTION

FIG. 1 is a perspective view of a cuticle trimming and scraping implement showing our new design;  
 FIG. 2 is a top plan view thereof;  
 FIG. 3 is a bottom plan view thereof;  
 FIG. 4 is a side elevational view thereof;  
 FIG. 5 is an elevational view seen from the side opposite that shown in FIG. 4;  
 FIG. 6 is an enlarged left end elevation view;  
 FIG. 7 is a right end elevational view thereof; and,  
 FIG. 8 is a cross-sectional view taken on line 8—8 of FIG. 6.





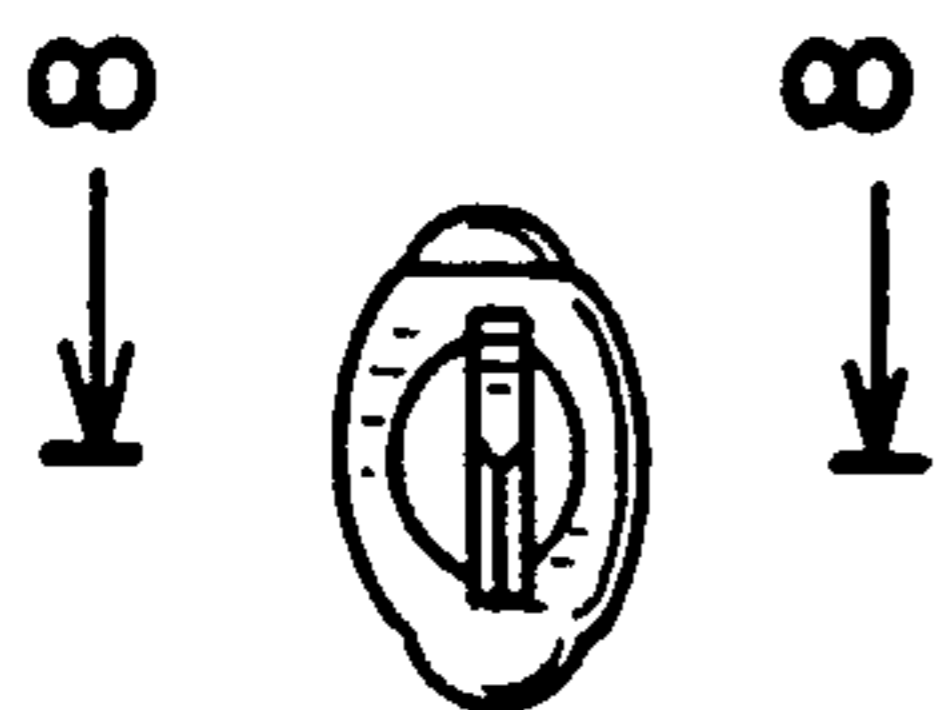
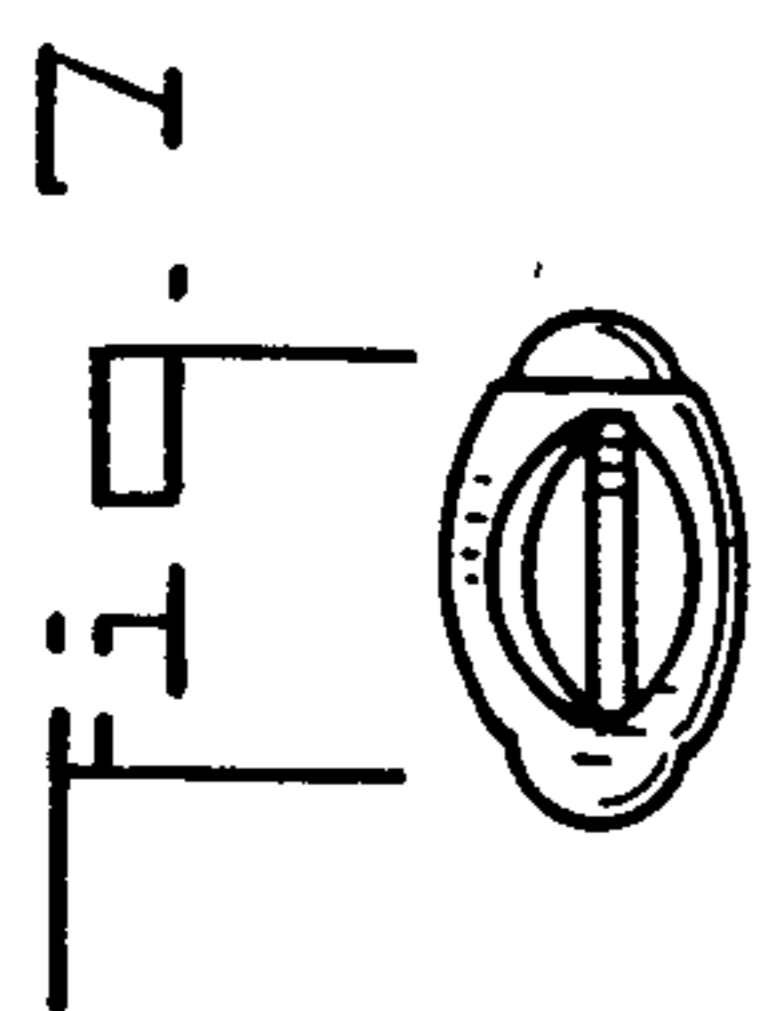
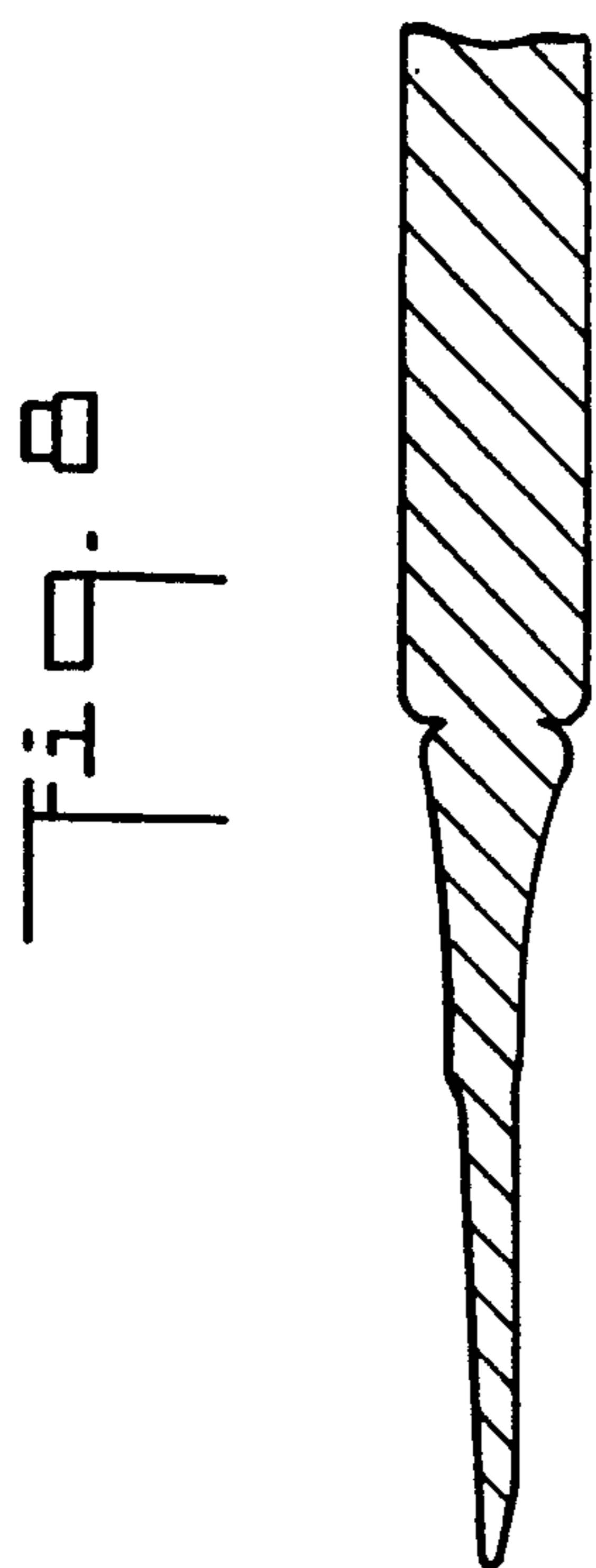


Fig. 4



Fig. 5

