



US00D330601S

United States Patent [19]

[11] Patent Number: **Des. 330,601**

Bonander, Jr.

[45] Date of Patent: **** Oct. 27, 1992**

[54] CANDLE LAMP

[75] Inventor: **Leonard N. Bonander, Jr.**, Golden Valley, Minn.

[73] Assignee: **A Touch Of Elegance, Inc.**, Minneapolis, Minn.

[**] Term: **14 Years**

[21] Appl. No.: **542,401**

[22] Filed: **Jun. 22, 1990**

[52] U.S. Cl. **D26/21**

[58] Field of Search **D26/9-23; D11/143, 146, 149, 152, 154, 155; D7/518, 521-530; 362/161; 431/288-297, 126, 311, 320**

[56] References Cited

U.S. PATENT DOCUMENTS

D. 42,389	4/1912	Ebeling	D26/21
D. 50,112	12/1916	Owens	D11/146
D. 55,864	7/1920	Jenkins	D26/22 X
D. 271,429	11/1983	Anderson .	
D. 280,444	9/1985	Boss .	
D. 280,445	9/1985	Boss .	
2,741,110	4/1956	Thompson	D26/11 X
3,473,014	10/1969	Kayne .	
3,790,332	2/1974	Woollard	431/126

FOREIGN PATENT DOCUMENTS

338125 12/1903 France .

OTHER PUBLICATIONS

Starfire Crystal Brochure, 1 page (Labelled Exhibit D).

A Touch of Elegance Brochure, entitled "Lovelights", 2 pages, first published Sep. 1986, (labelled Exhibit A).

A Touch of Elegance Brochure, entitled "Lovelights" 4 pages, first published Jan. 1988, (labelled Exhibit B).

Glass Dimensions brochure, 8 pages (labelled Exhibit C).

Primary Examiner—Susan J. Lucas

Attorney, Agent, or Firm—Merchant, Gould, Smith, Edell, Welter & Schmidt

[57] CLAIM

The ornamental design for a candle lamp, as shown and described.

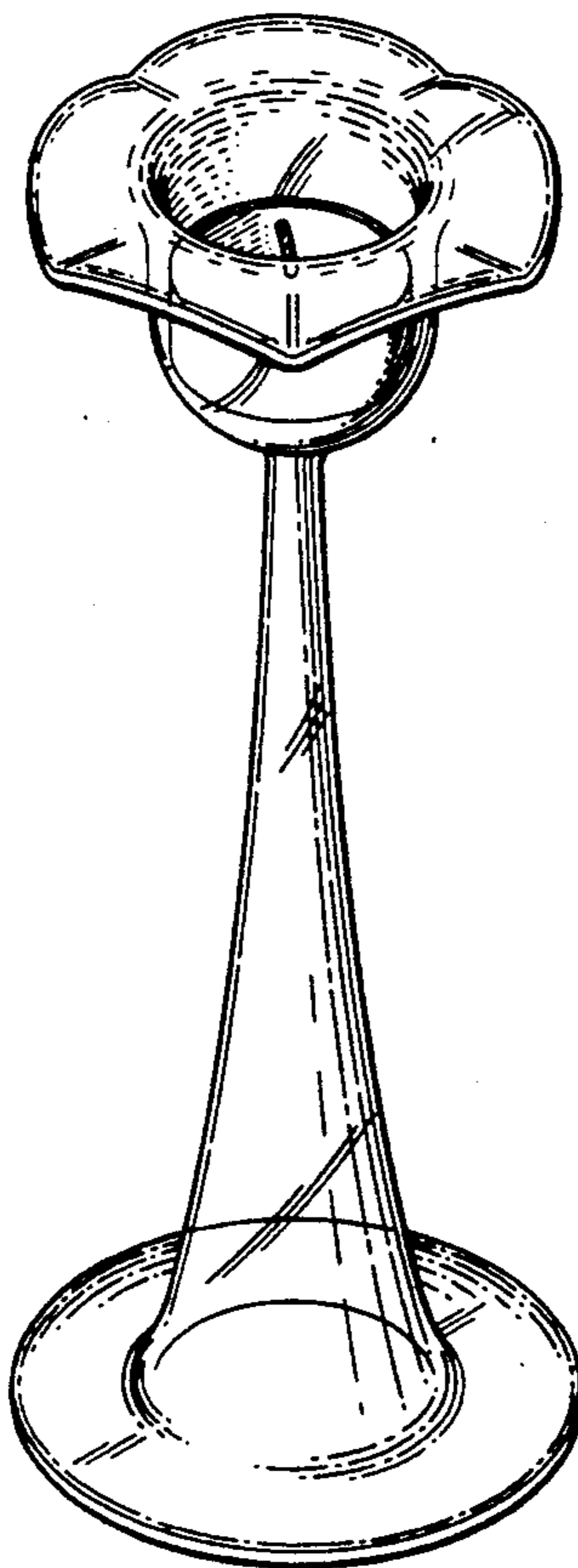
DESCRIPTION

FIG. 1 is a perspective view of a candle lamp showing my new design, the candle being shown in broken lines for illustrative purposes only;

FIG. 2 is a side elevational view thereof, all sides being identical;

FIG. 3 is a top plan view thereof; and,

FIG. 4 is a bottom plan view thereof.



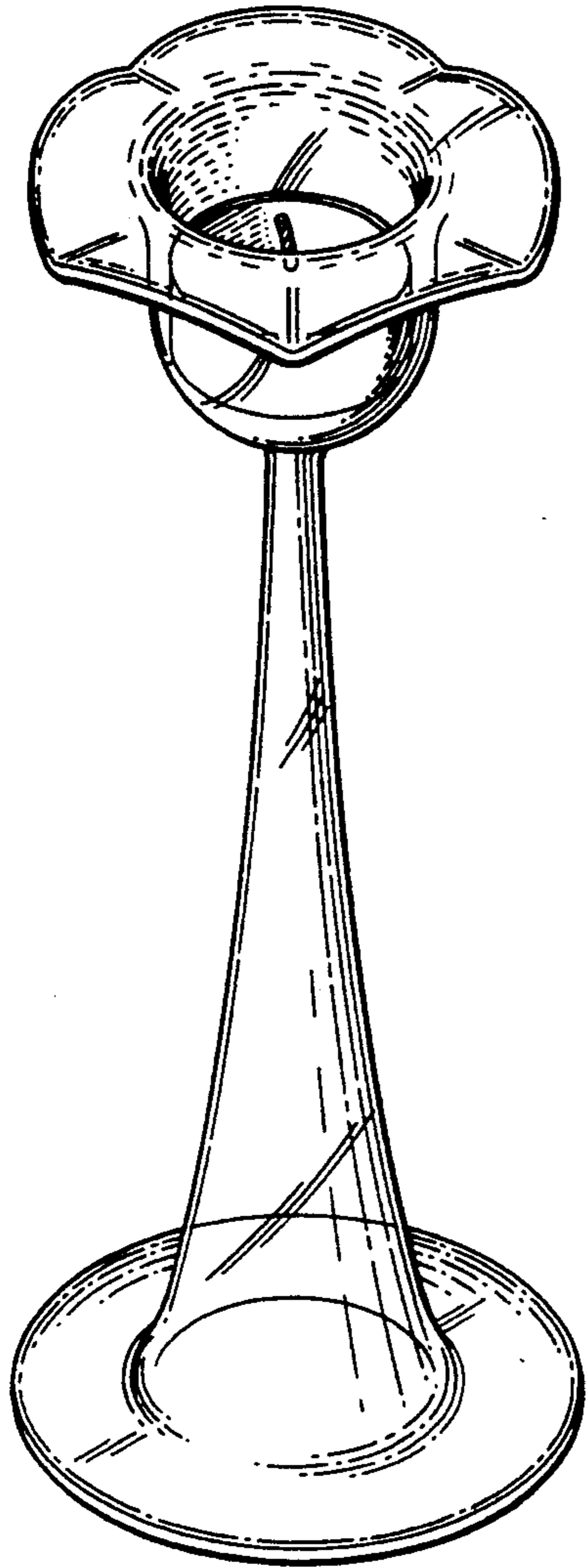


FIG. 1

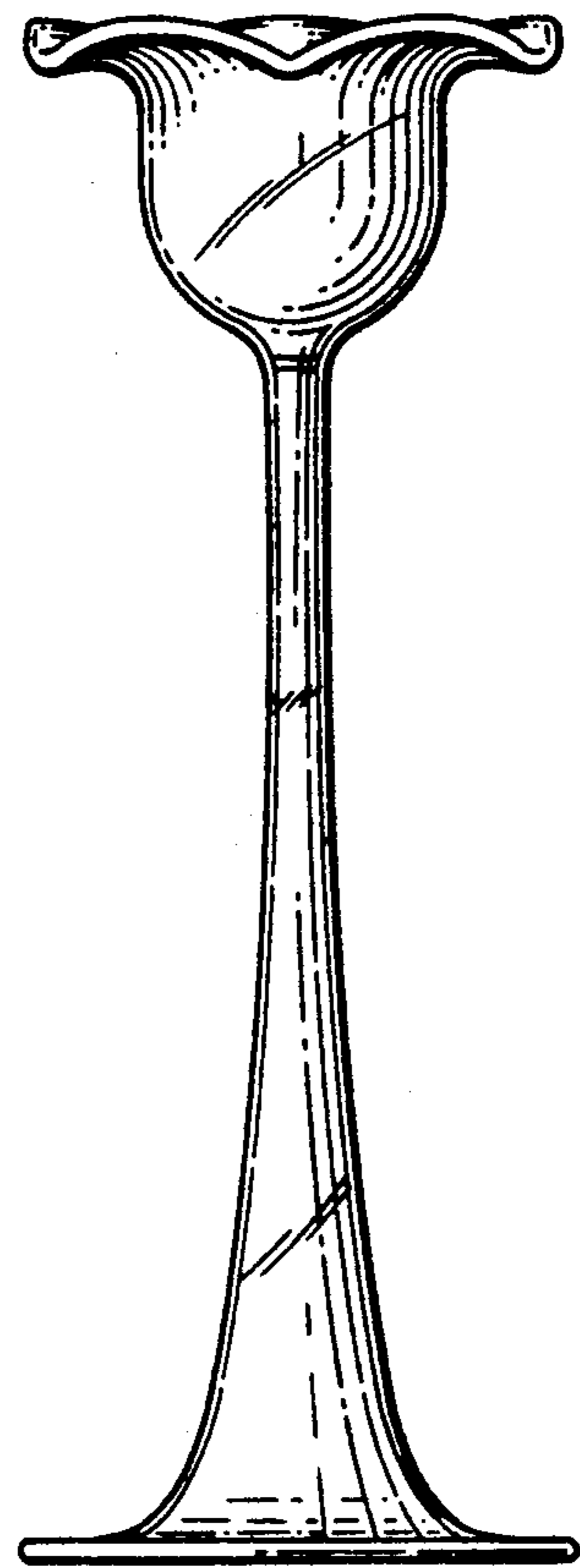


FIG. 2




FIG. 3

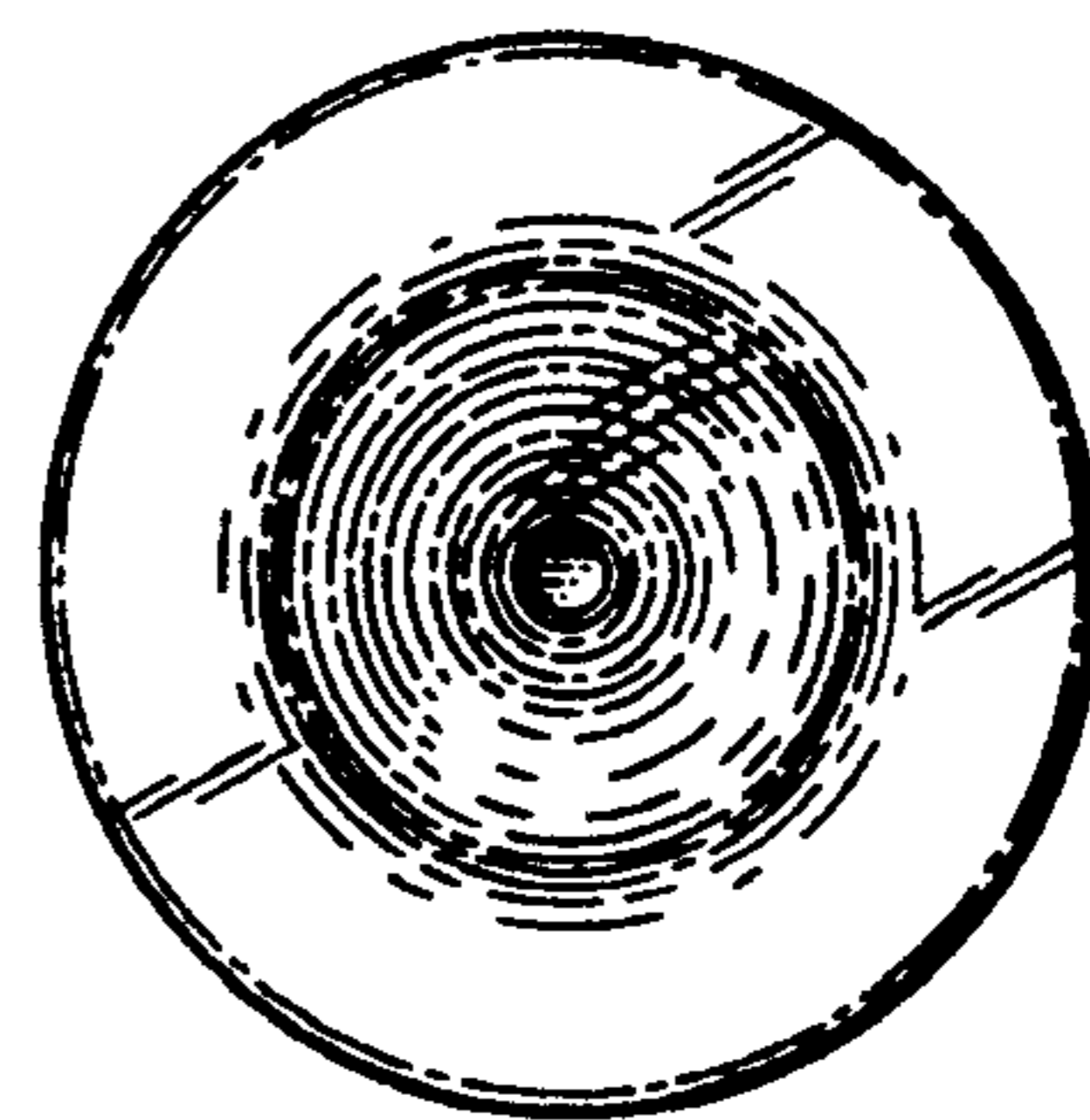


FIG. 4