



US00D330589S

# United States Patent [19]

[11] Patent Number: **Des. 330,589**

**Ben-Uri**

[45] Date of Patent: **\*\* Oct. 27, 1992**

[54] **EYE DROPPER**

[75] Inventor: **Boaz Ben-Uri, New York, N.Y.**

[73] Assignee: **ReSeal International Limited Partnership, New York, N.Y.**

[\*\*] Term: **14 Years**

[21] Appl. No.: **525,180**

[22] Filed: **May 16, 1990**

[52] U.S. Cl. .... **D24/121; D24/108**

[58] Field of Search ..... **D24/120, 121, 115; D9/301, 367, 373; 222/420; 604/244, 295, 298, 300, 301**

[56] **References Cited**

**U.S. PATENT DOCUMENTS**

D. 134,307	9/1942	Loewy	.....	D9/375
D. 272,599	2/1981	Hnatyshyn	.....	D24/120 X
D. 273,939	9/1981	Bennett	.....	D9/301
D. 293,474	12/1987	Jermyn	.....	D24/120 X
D. 320,083	9/1991	Casey	.....	D24/115
D. 322,313	12/1991	Talesfore	.....	D24/108
4,002,168	1/1977	Perterson	.....	604/298

*Primary Examiner*—Stella Reid  
*Assistant Examiner*—I. Simmons  
*Attorney, Agent, or Firm*—Anderson, Kill Olick & Oshinsky

[57] **CLAIM**

The ornamental design for an eye dropper, as shown and described.

**DESCRIPTION**


FIG. 1 is a perspective view of an eye dropper showing my new design, the broken line showing of the container is for illustrative purposes only and forms no part of the claimed design;

FIG. 2 is a top plan view thereof, on an enlarged scale; FIG. 3 is a side elevational view thereof, on an enlarged scale;

FIG. 4 is a rear elevational view thereof, on an enlarged scale;

FIG. 5 is a front elevational view thereof, on an enlarged scale; and,

FIG. 6 is a bottom plan view thereof, on an enlarged scale.






FIG. 1

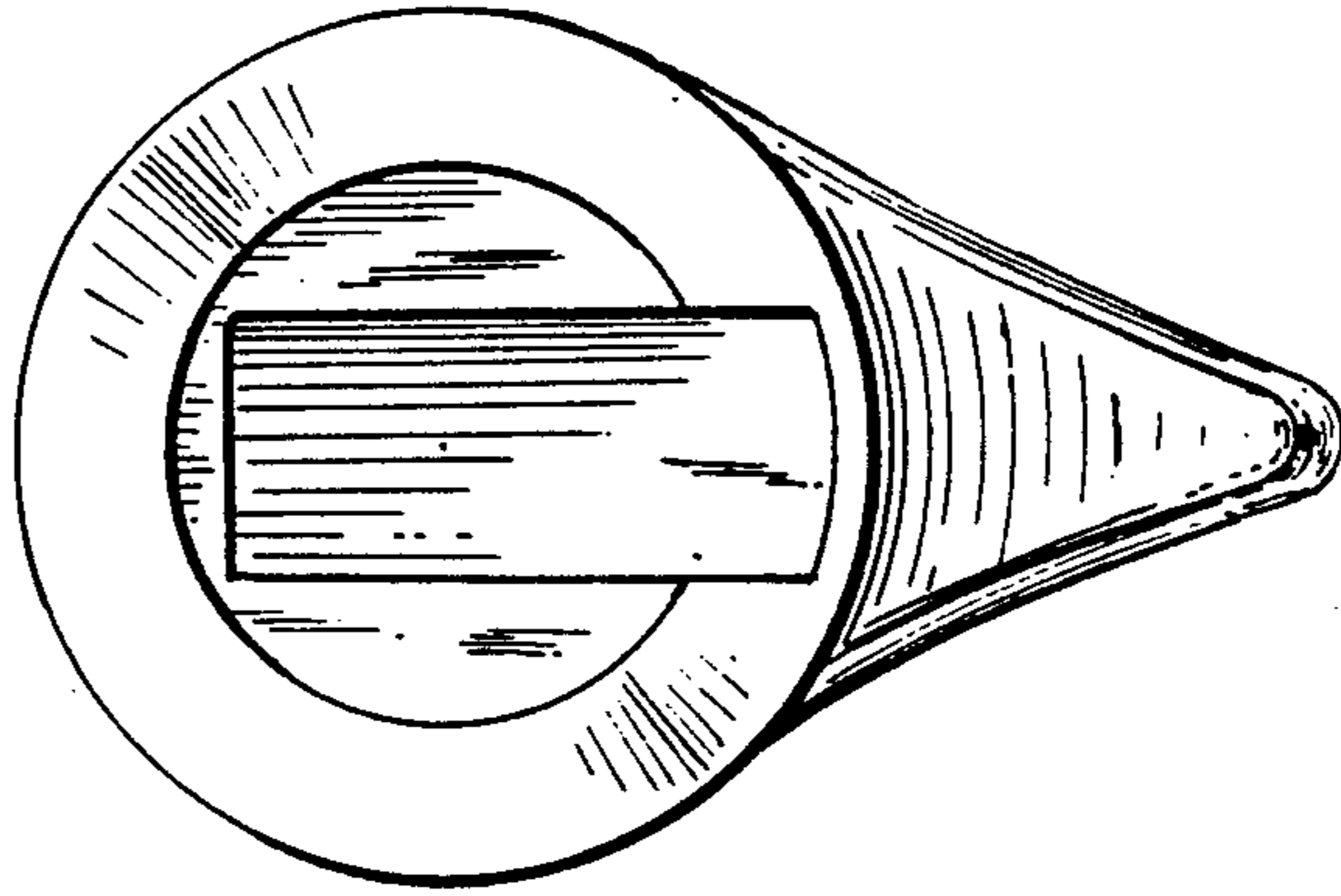


FIG. 2

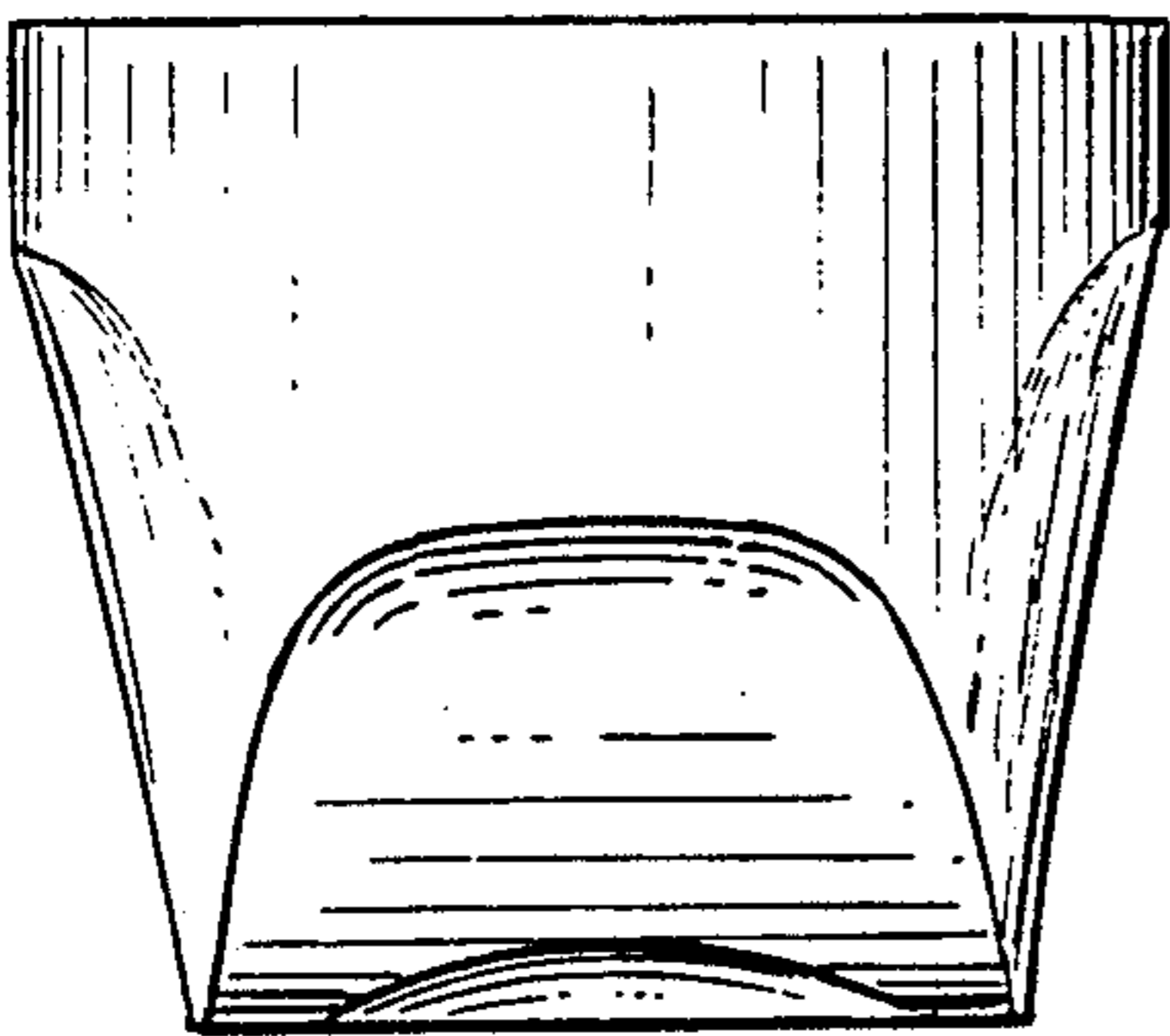


FIG. 4

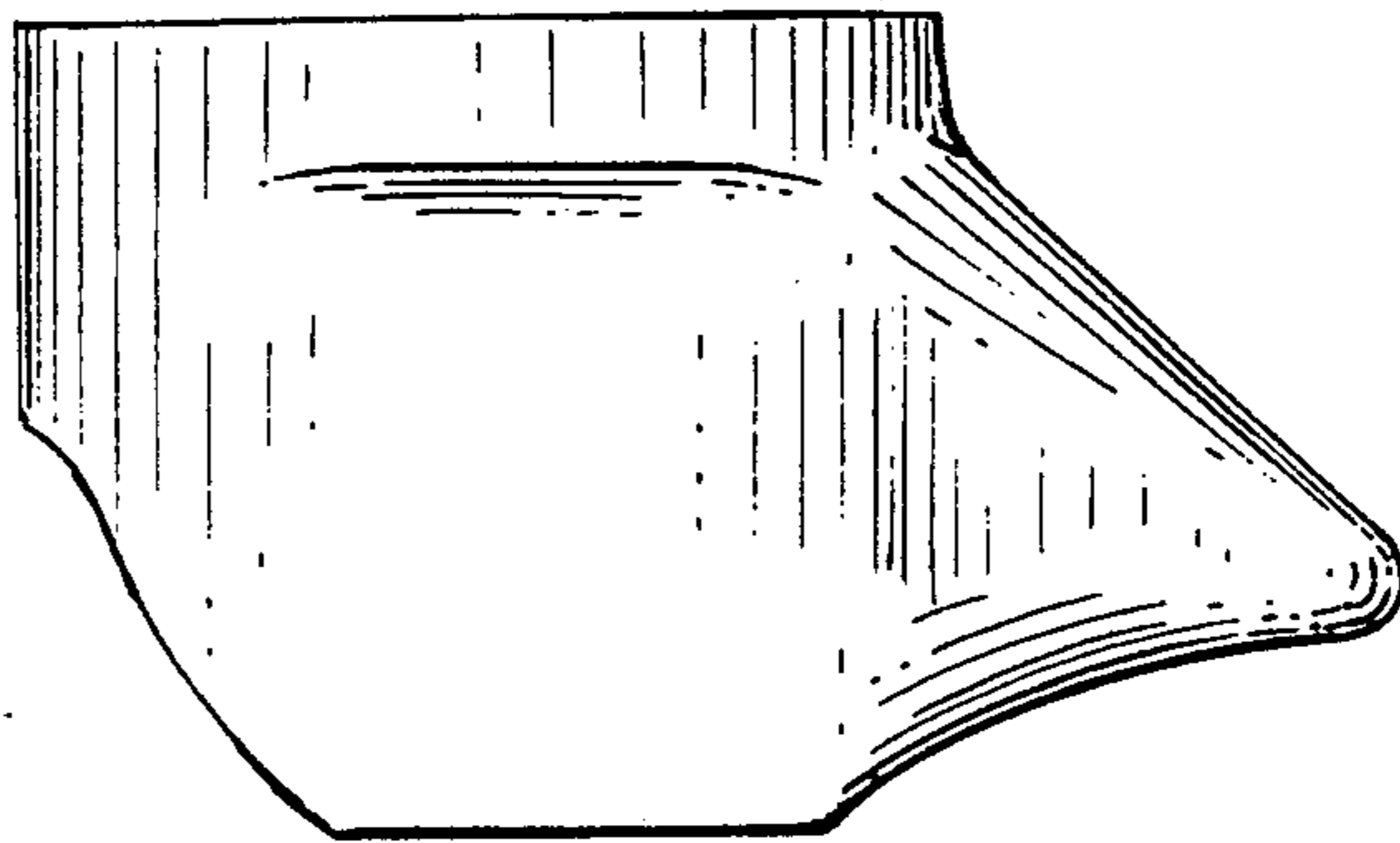


FIG. 3




FIG. 5

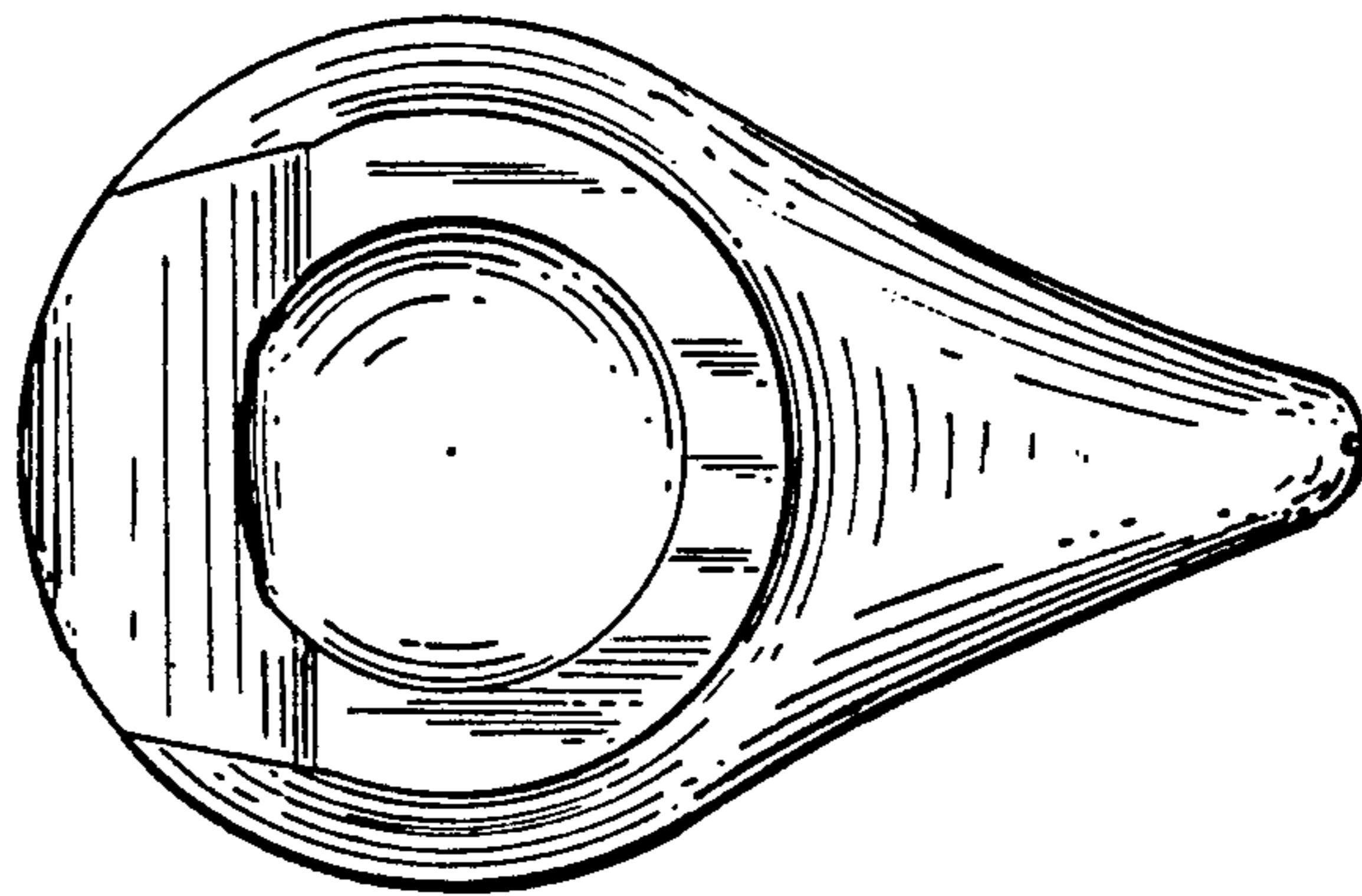


FIG. 6