



US00D330580S

United States Patent [19]

[11] Patent Number: **Des. 330,580**

Uria

[45] Date of Patent: **** Oct. 27, 1992**

[54] **SINGLE-BARREL GUN**

4,286,401 9/1981 Pachmayr et al. 42/71.02

[75] Inventor: **Jose Uria, Hendaye, France**

OTHER PUBLICATIONS

[73] Assignee: **Societe Manufacture d'Armes des Pyrenees Francais S.A.R.L., France**

The Sharper Image, Fall 1982, p. 22, pistol at bottom of page.

[**] Term: **14 Years**

"Guns Illustrated 1990", photocopies of pp. 134-140 and 157-160, depicting various models of handguns.

[21] Appl. No.: **386,551**

"Ithaca Gun 1990" brochure depicting handguns on p. 7.

[22] Filed: **Jul. 27, 1989**

Primary Examiner—Wallace R. Burke

Assistant Examiner—H. Baynham

[30] Foreign Application Priority Data

Jan. 27, 1989 [FR] France 890600

Attorney, Agent, or Firm—Eckert Seamans Cherin & Mellott

[52] U.S. Cl. **D22/104**

[58] Field of Search D22/104; 42/59, 85, 42/71.02, 7

[57] CLAIM

The ornamental design for a single-barrel gun, as shown and described.

[56] References Cited

U.S. PATENT DOCUMENTS

Re. 26,872	4/1970	Dieckmann	42/7 X
D. 110,887	8/1938	Stevens	D22/104
D. 182,066	2/1958	Fetty	D22/104
D. 230,400	2/1974	Theodore	42/7 X
708,794	9/1902	Browning	42/7 X
1,410,266	3/1922	Pedersen	42/71.02 X
2,705,847	4/1955	Kramer	42/7
2,832,266	4/1958	Sunderland	42/71.02 X

DESCRIPTION

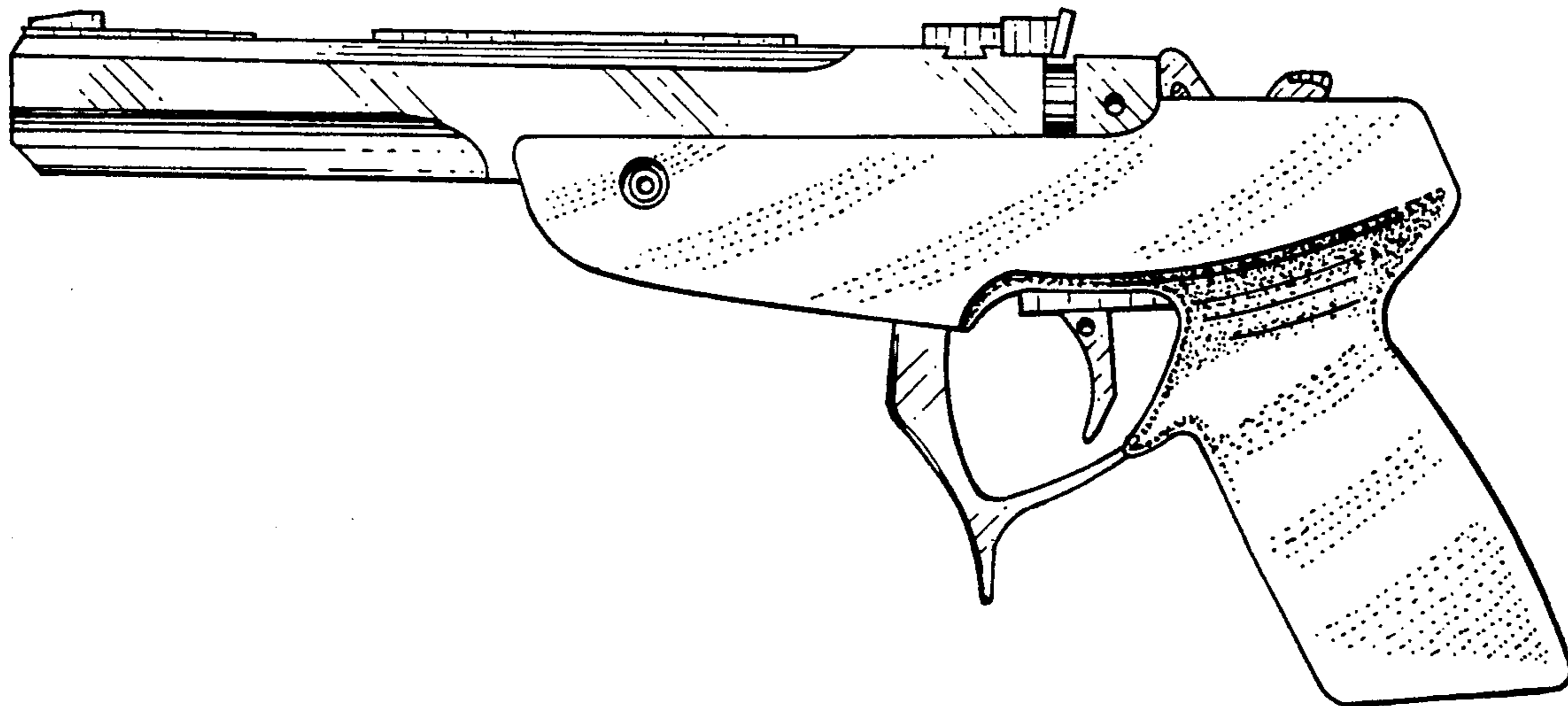
FIG. 1 is a side elevational view of a single barrel gun showing my new design with the opposite side being a mirror image;

FIG. 2 is a rear elevational view thereof;

FIG. 3 is a top plan view thereof; and,

FIG. 4 is a front elevational view thereof; and,

FIG. 5 is a bottom perspective view thereof.



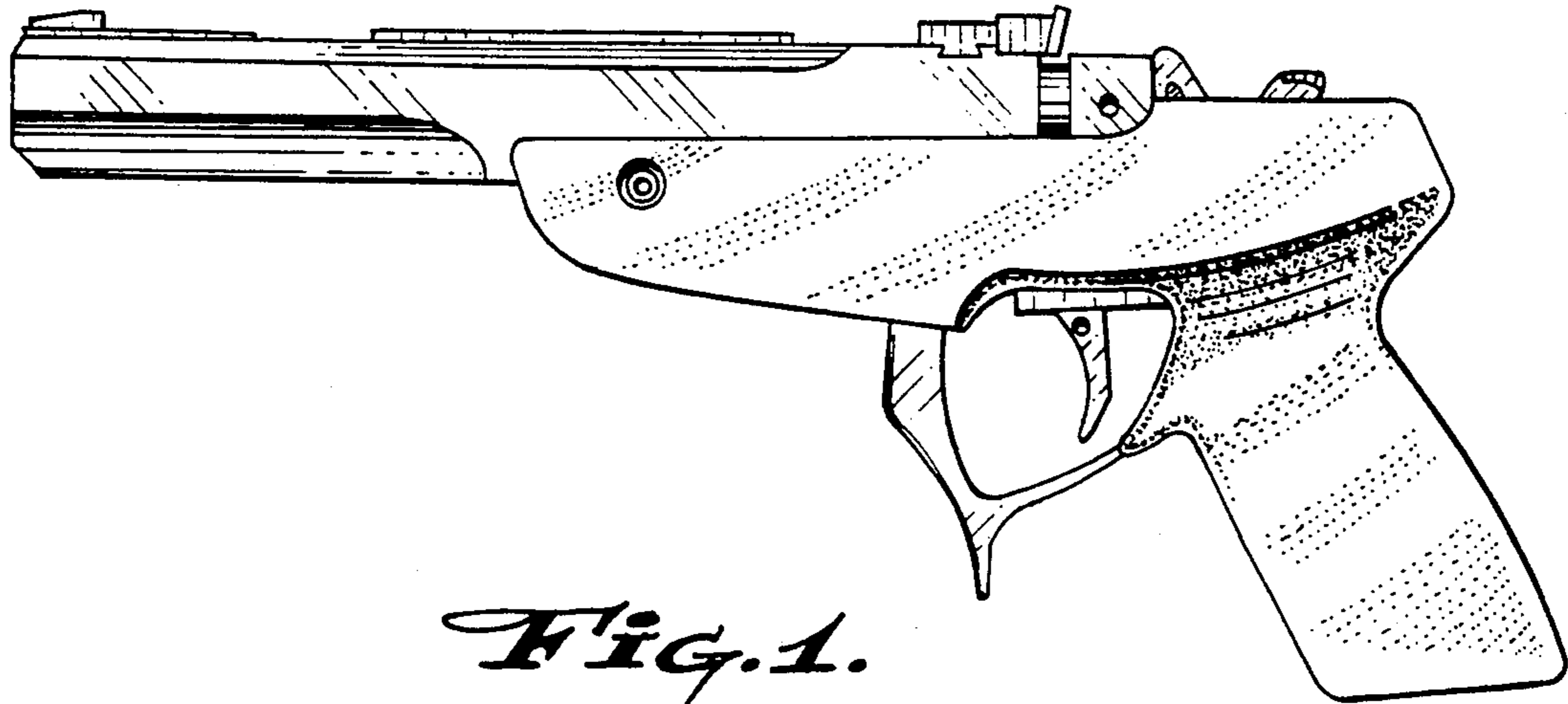


Fig. 1.



Fig. 2.

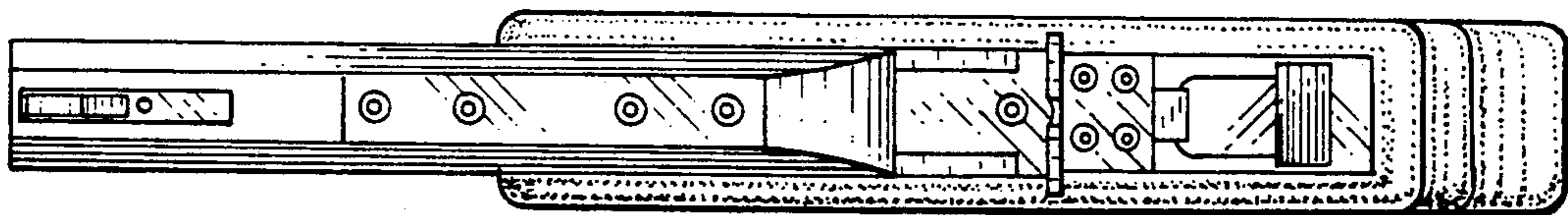


Fig. 3.

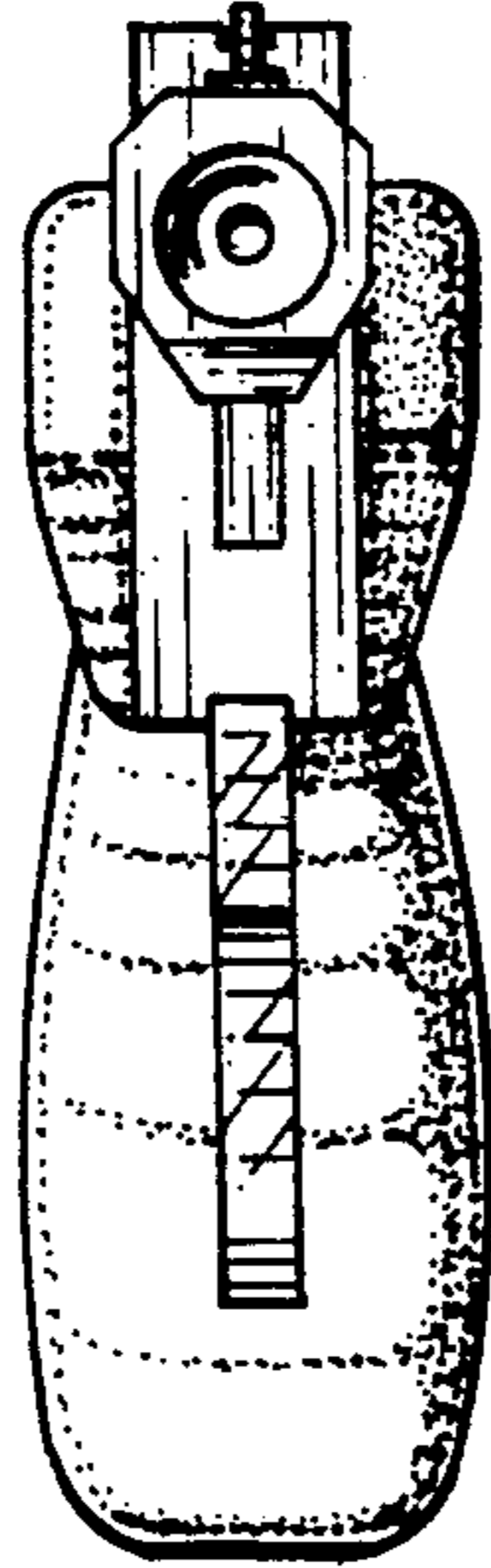


Fig. 4.

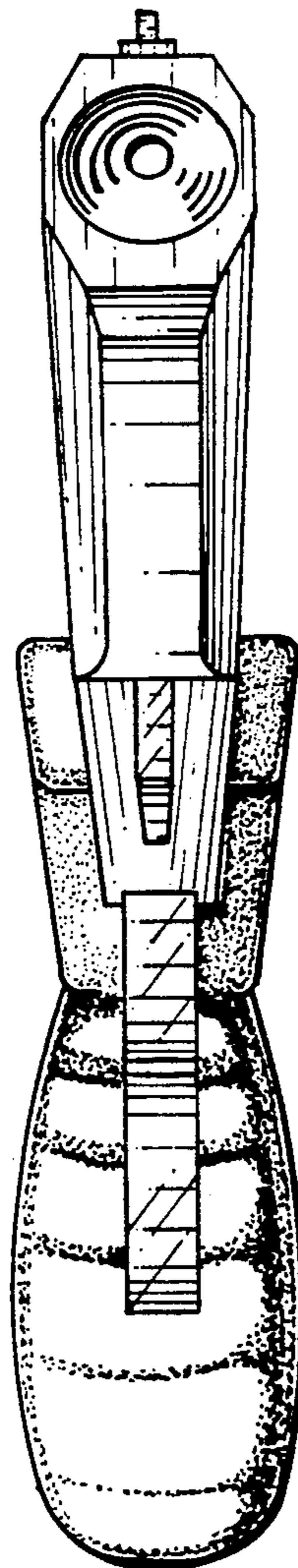


Fig. 5.