



US00D330569S

# United States Patent [19]

**Bruner**

[11] **Patent Number: Des. 330,569**

[45] **Date of Patent: \*\* Oct. 27, 1992**

[54] **GOLF CHIPPING PRACTICE TARGET**

2,509,634 5/1950 Freeman ..... D21/5

[76] **Inventor: Merle A. Bruner, 512 S. Lake Dr., Watertown, S. Dak. 57201**

[\*\*] **Term: 14 Years**

[21] **Appl. No.: 476,679**

[22] **Filed: Feb. 8, 1990**

[52] **U.S. Cl. .... D21/5; D21/234**

[58] **Field of Search ..... D21/5, 27, 234; 273/176 R, 176 A, 176 B, 176 E, 181 R, 181 A**

[56] **References Cited**

### U.S. PATENT DOCUMENTS

D. 49,127	5/1916	McIntyre	.....	D21/5
D. 77,020	11/1928	Meilicke	.....	D21/234
D. 205,040	6/1966	Bruns	.....	D21/234
D. 261,295	10/1981	Todd	.....	D21/234

### OTHER PUBLICATIONS

Austads 1987 Christmas Catalog p. 21 "Perfect Stroke Net", right side.

Play Meter May 1989 p. 97 "Big Hitter" top right.

*Primary Examiner*—Bernard Ansher

*Assistant Examiner*—Sandra Morris

### [57] CLAIM


The ornamental design for a golf chipping practice target, as shown and described.

### DESCRIPTION

FIG. 1 is a front elevational view of a golf chipping practice target, showing my new design;

FIG. 2 is a rear elevational view thereof; and,

FIG. 3 is a side elevational view thereof, the other side being identical.






FIG. 1




FIG. 2



FIG. 3