



US00D330568S

# United States Patent [19]

[11] Patent Number: **Des. 330,568**

Roberts et al.

[45] Date of Patent: **\*\* Oct. 27, 1992**

## [54] DIRECTORY STAND

[76] Inventors: **Rickey J. Roberts**, 168 E. Park St., Argenta, Ill. 62501; **Harold L. Downey**, R.R., Oakley, Ill. 62552

[\*\*] Term: **14 Years**

[21] Appl. No.: **400,896**

[22] Filed: **Aug. 30, 1989**

[52] U.S. Cl. .... **D20/41; D6/449**

[58] Field of Search ..... **D6/473, 396, 449, 492, D6/491, 486, 495, 455, 457, 462-465, 466-468, 300, 310, 314, 326; D20/10, 41; 211/13; 40/437, 511, 513, 584, 585**

## [56] References Cited

### U.S. PATENT DOCUMENTS

D. 85,587	11/1931	Lewis .....	D20/41
D. 116,338	8/1939	Aist .....	D20/41
3,037,640	6/1962	Rubenstein .....	D6/473 X
4,209,926	7/1980	Ueki et al. ....	D6/468 X

## OTHER PUBLICATIONS

Uniweb Catalog 1985/1986, p. 28, mobile tool rack.  
Andco Catalog, p. 14 photograph.  
"Roberts & Downey" catalog (1987).  
"Church & Chapel Metal Arts, Inc.," p. 20 (Jun. 1985).

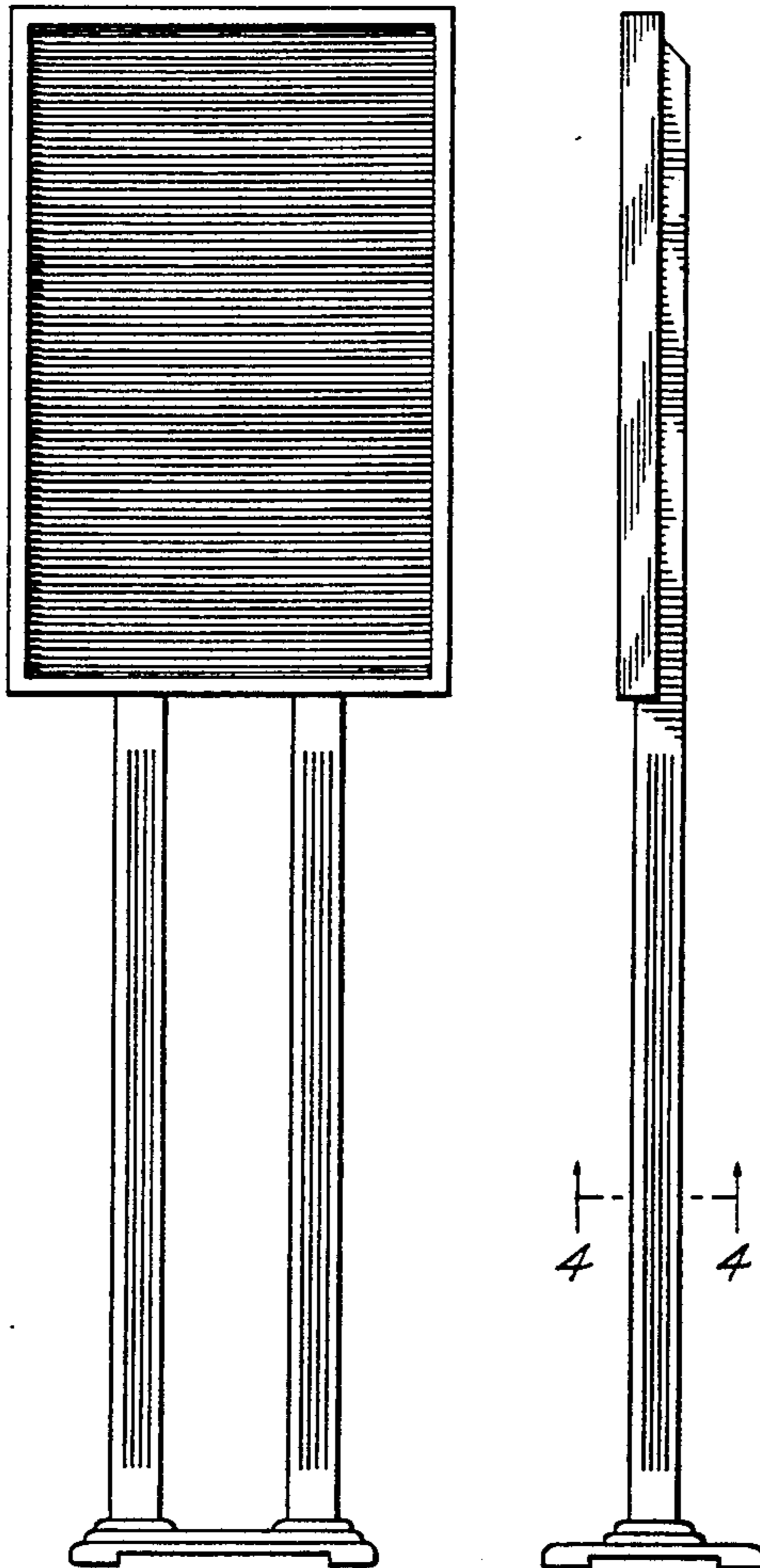
*Primary Examiner*—Donald P. Walsh  
*Assistant Examiner*—Jeffrey Asch  
*Attorney, Agent, or Firm*—Ferrill, Logan, Johns & Blasko

## [57] CLAIM

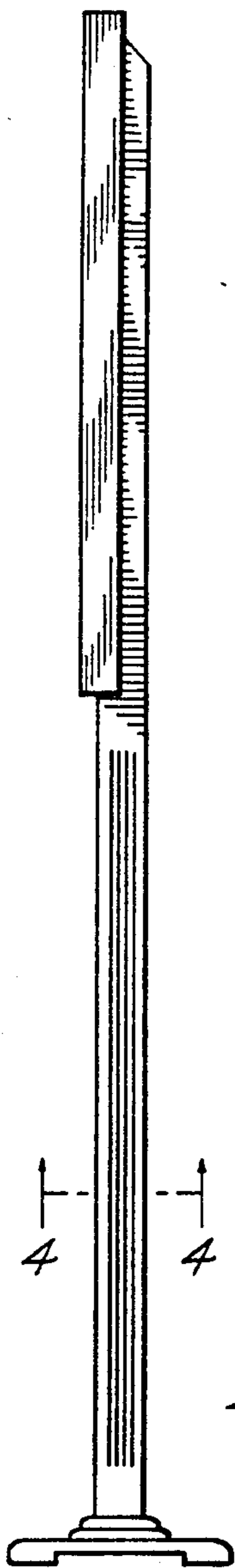
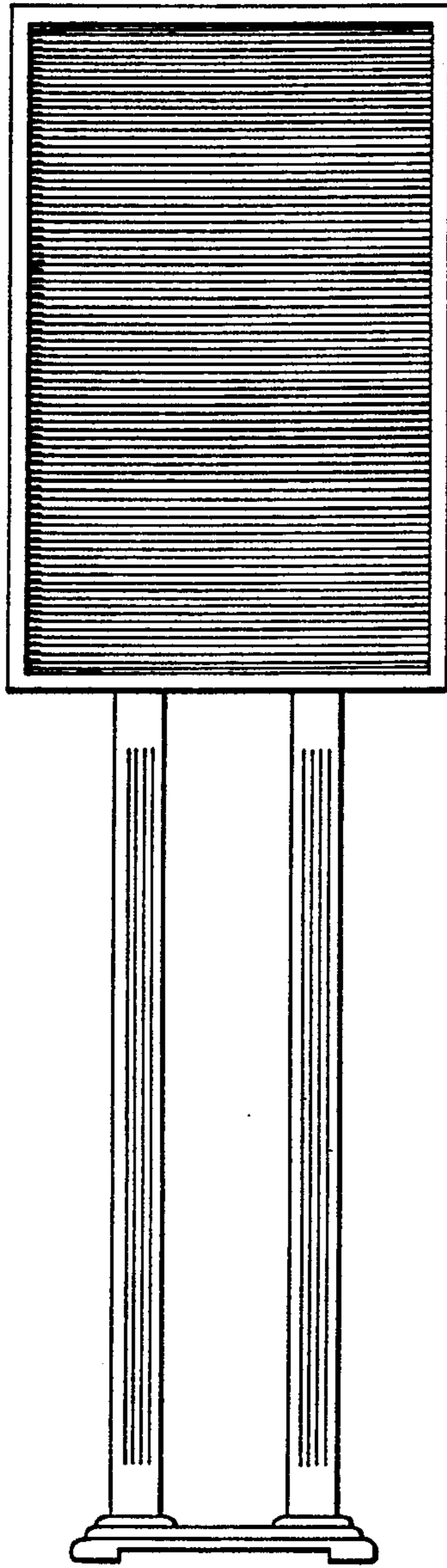
The ornamental design for a directory stand, as shown and described.

## DESCRIPTION

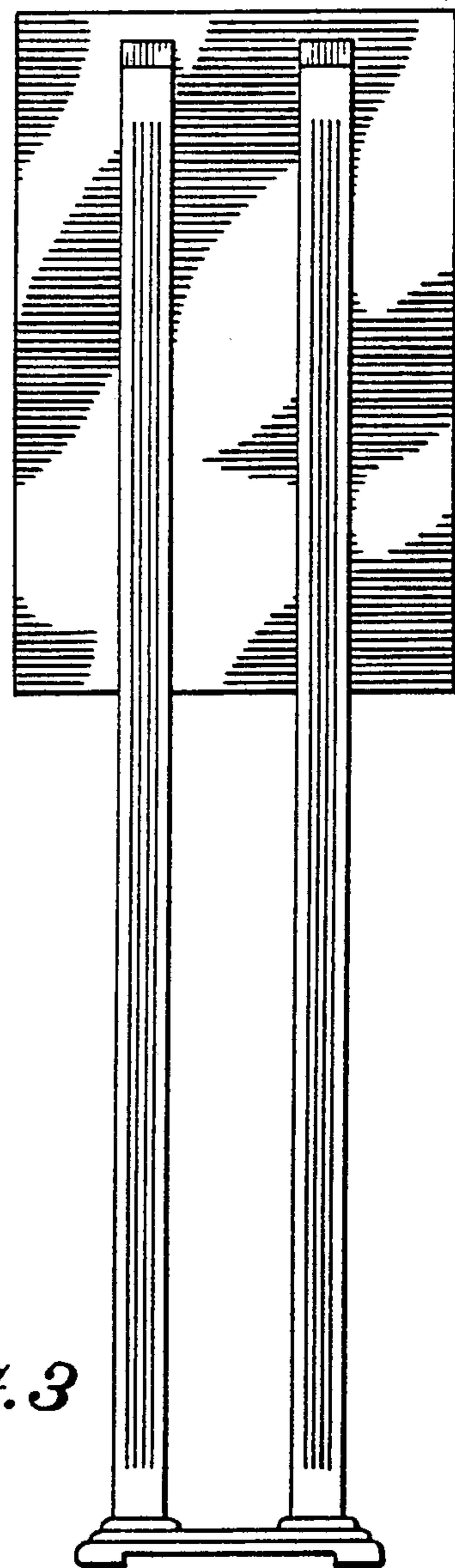
FIG. 1 is a front elevational view of a directory stand showing our new design;  
FIG. 2 is a left side elevational view, the right side being a mirror image;  
FIG. 3 is a rear elevational view; and,  
FIG. 4 is an enlarged sectional view along line 4—4 of FIG. 2.



**FIG. 1**



**FIG. 2**



**FIG. 3**

**FIG. 4**

