



US00D330566S

United States Patent [19]

[11] Patent Number: **Des. 330,566**

Czech

[45] Date of Patent: **** Oct. 27, 1992**

[54] **COMBINED ADHESIVE DISPENSER AND APPLICATOR**

[75] Inventor: **Manual Czech**, Neutraubling, Fed. Rep. of Germany

[73] Assignee: **Joachim Czech Vermögensverwaltung KG**, Donaustauf, Fed. Rep. of Germany

[*] Notice: The portion of the term of this patent subsequent to Jun. 2, 2006 has been disclaimed.

[**] Term: **14 Years**

[21] Appl. No.: **540,519**

[22] Filed: **Jun. 19, 1990**

[30] **Foreign Application Priority Data**

Dec. 22, 1989 [DE] Fed. Rep. of Germany 8908944

[52] U.S. Cl. **D19/69; D19/67**

[58] Field of Search D19/65, 67, 68, 69; D10/72; 225/6, 19, 34, 45, 56, 65, 77, 89; 156/523, 526, 527, 384, 510

[56] **References Cited**

U.S. PATENT DOCUMENTS

D. 238,360	1/1976	Gibbs	D19/69
D. 289,742	5/1987	Blakely et al.	D10/72
D. 298,339	11/1988	Eisenberg et al.	D19/67
D. 311,874	11/1990	Ingram, II et al.	D10/72
D. 318,492	7/1991	Scanlan et al.	D19/69
D. 319,664	9/1991	DeLucchi	D19/69
2,452,584	11/1948	Luebke	156/523
4,238,271	12/1980	Urushizaki	156/523

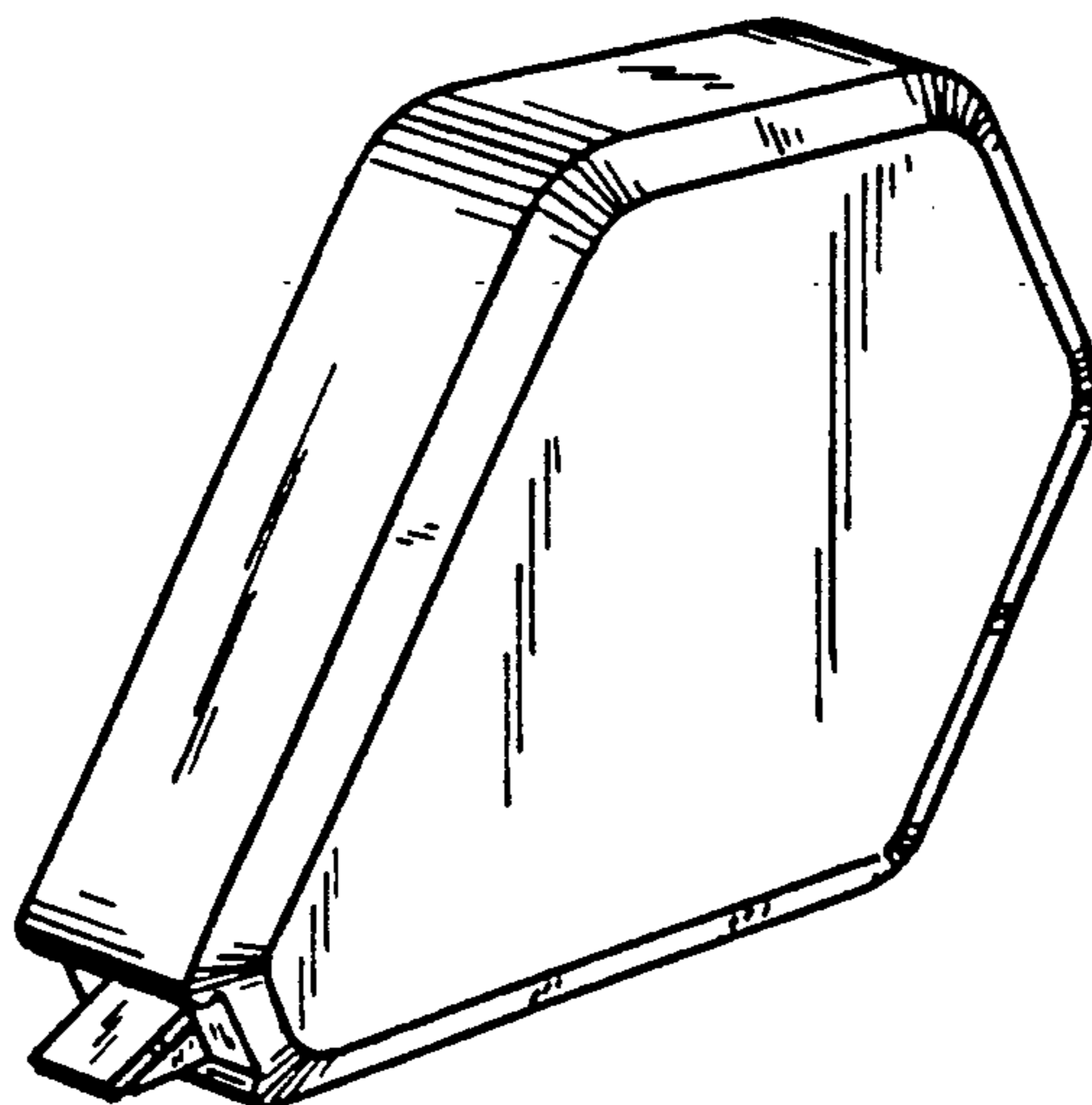
Primary Examiner—Nelson C. Holtje
Assistant Examiner—Martha Thompson
Attorney, Agent, or Firm—Nilles & Nilles

[57] **CLAIM**

The ornamental design for a combined adhesive dispenser and applicator, as shown and described.

DESCRIPTION

FIG. 1 is a top, right front perspective view of a combined adhesive dispenser and applicator showing my new design;
FIG. 2 is a right side elevational view, the left side being a mirror image thereof;
FIG. 3 is a bottom plan view thereof;
FIG. 4 is a top plan view thereof;
FIG. 5 is a rear elevational view thereof; and,
FIG. 6 is a front elevational view thereof.



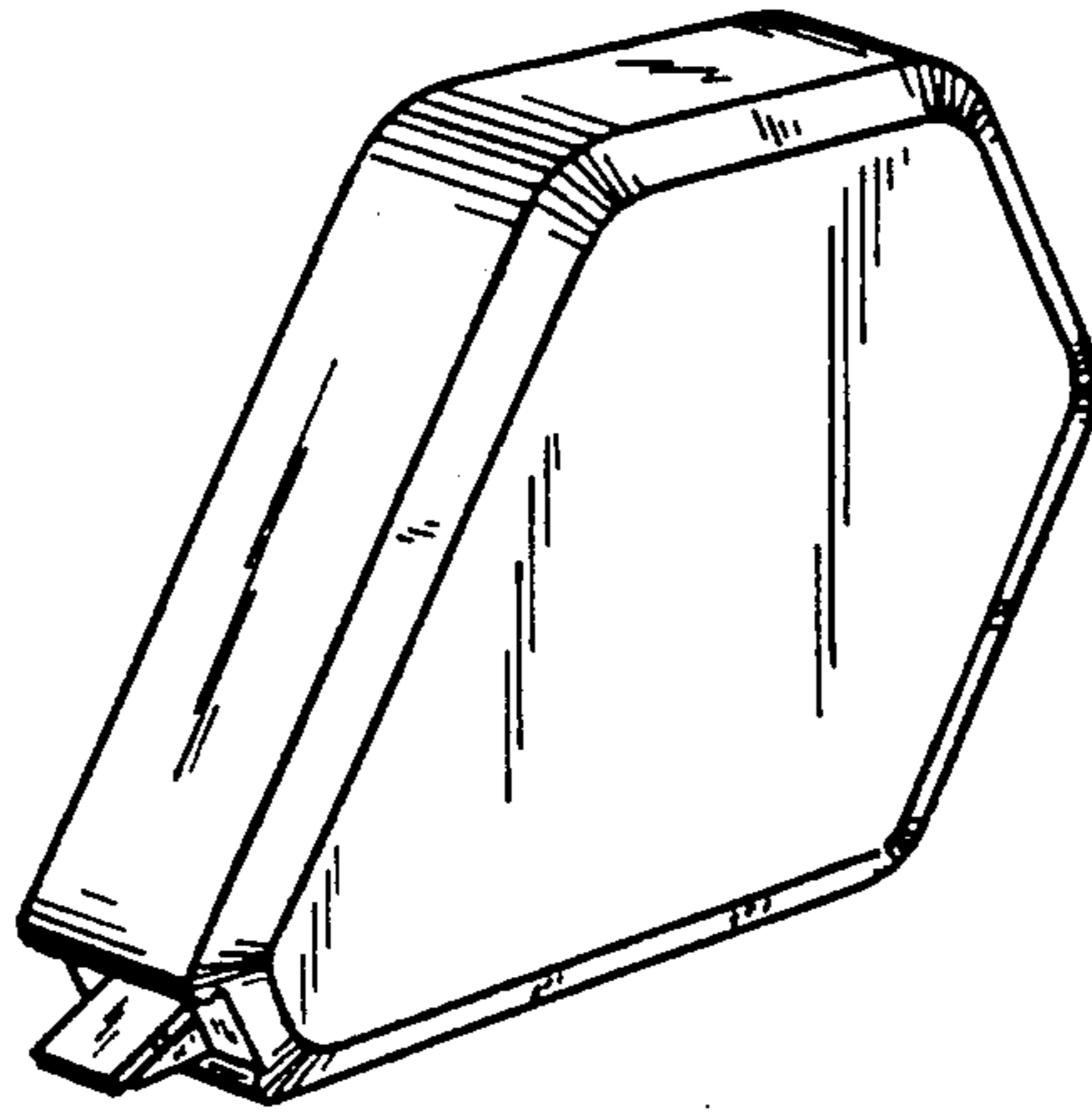


FIG. 1



FIG. 4

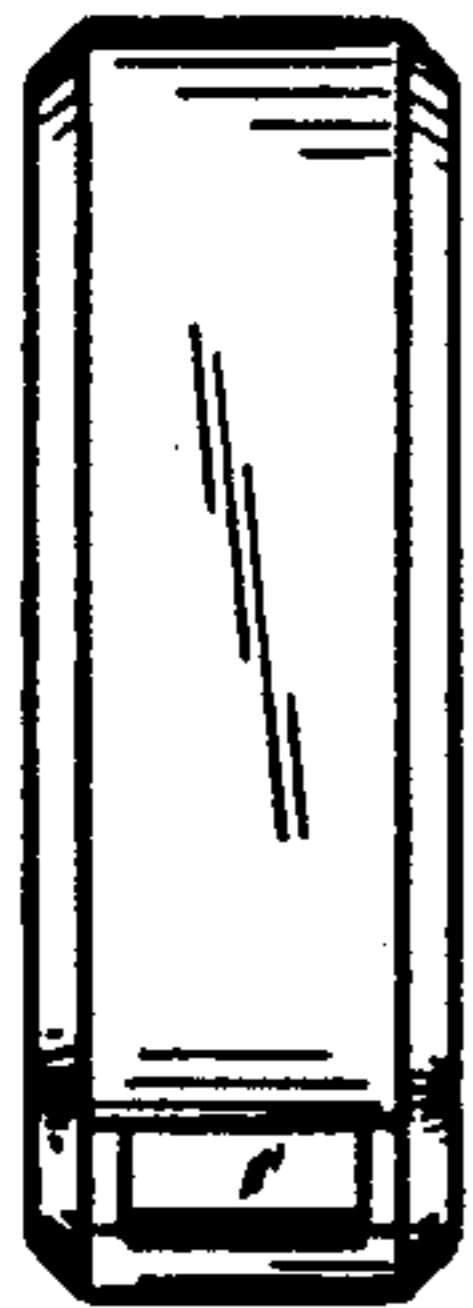


FIG. 6

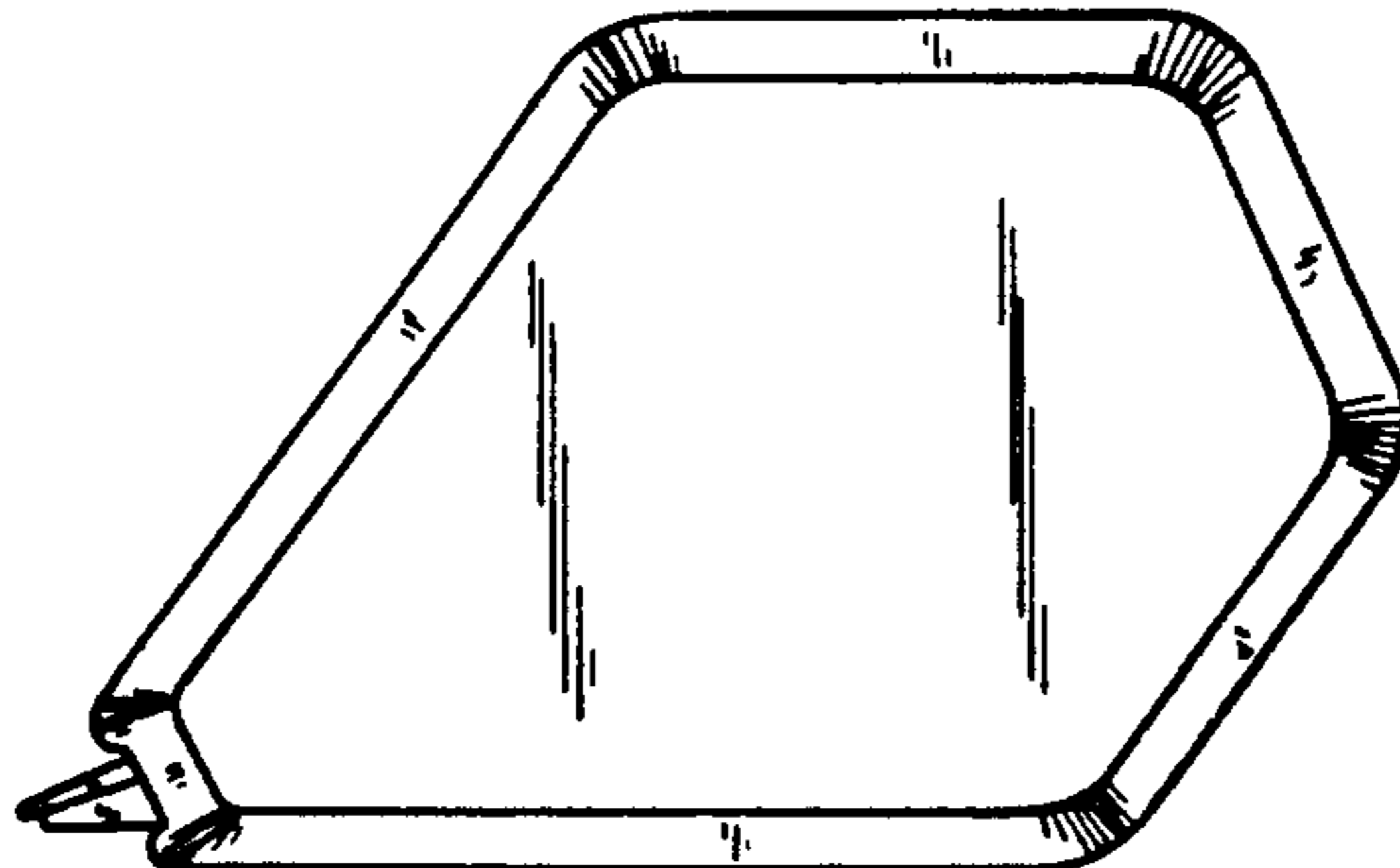


FIG. 2



FIG. 5




FIG. 3