



US00D330546S

United States Patent [19]

Herrick

[11] Patent Number: **Des. 330,546**

[45] Date of Patent: **** Oct. 27, 1992**

[54] FRONT PANEL FOR COMPUTER

[75] Inventor: **Gregory E. Herrick**, Minneapolis, Minn.

[73] Assignee: **Zeos International, Inc.**, New Brighton, Minn.

[**] Term: **14 Years**

[21] Appl. No.: **472,483**

[22] Filed: **Jan. 30, 1990**

[52] U.S. Cl. **D14/115**

[58] Field of Search D14/100, 101, 106, 107, D14/108, 109, 113, 115, 124, 125, 239; D13/162, 163, 184, 199; D18/1, 7, 11, 12; 340/700, 706, 711, 712; 360/97.01-99.12; 364/708; 358/249, 254; 361/390-395

[56] References Cited

U.S. PATENT DOCUMENTS

D. 249,343	9/1978	Ronzani	D14/109
D. 249,945	10/1978	Freijo	D14/115
D. 307,423	4/1990	Hill	D14/115
D. 308,672	6/1990	Aderman et al.	D14/115
D. 313,982	1/1991	Eilert et al.	D14/115
D. 314,568	2/1991	Martin	D14/115

Primary Examiner—Wallace R. Burke

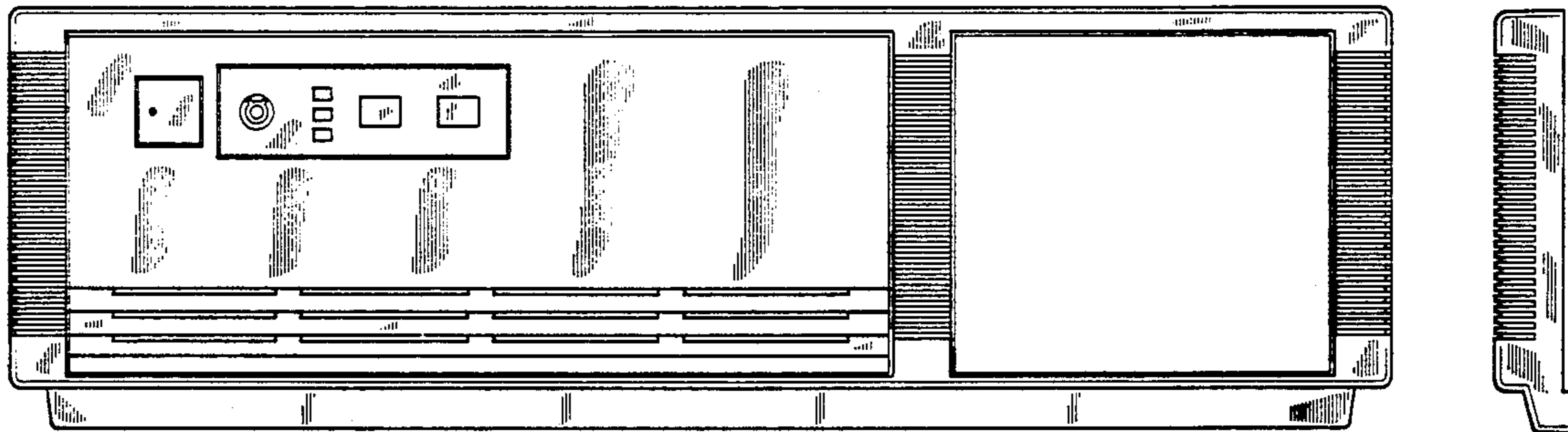
Assistant Examiner—Freda S. Nunn

[57] CLAIM

The ornamental design for a front panel for computer, as shown and described.

DESCRIPTION

FIG. 1 is a front elevational view of a front panel for computer showing my new design; FIG. 2 is a top plan view thereof; FIG. 3 is a bottom plan view thereof; FIG. 4 is a rear elevational view thereof; FIG. 5 is a left side elevational view thereof; and, FIG. 6 is a right side elevational view thereof.



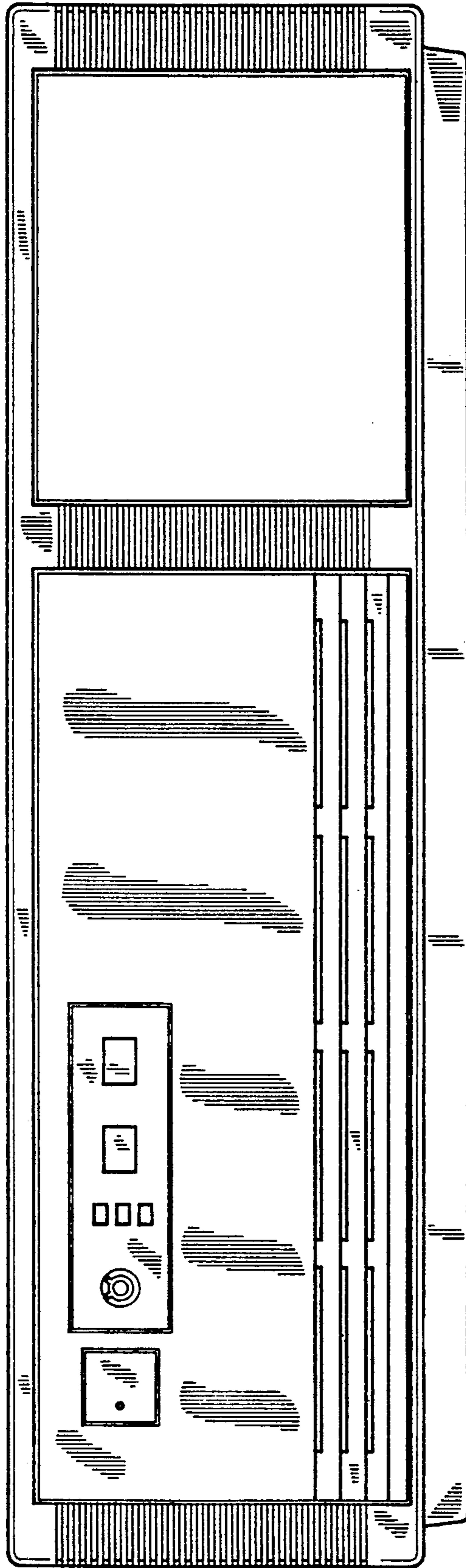


FIG. 1




FIG. 2

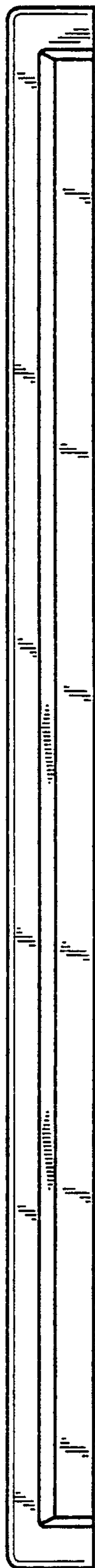


FIG. 3

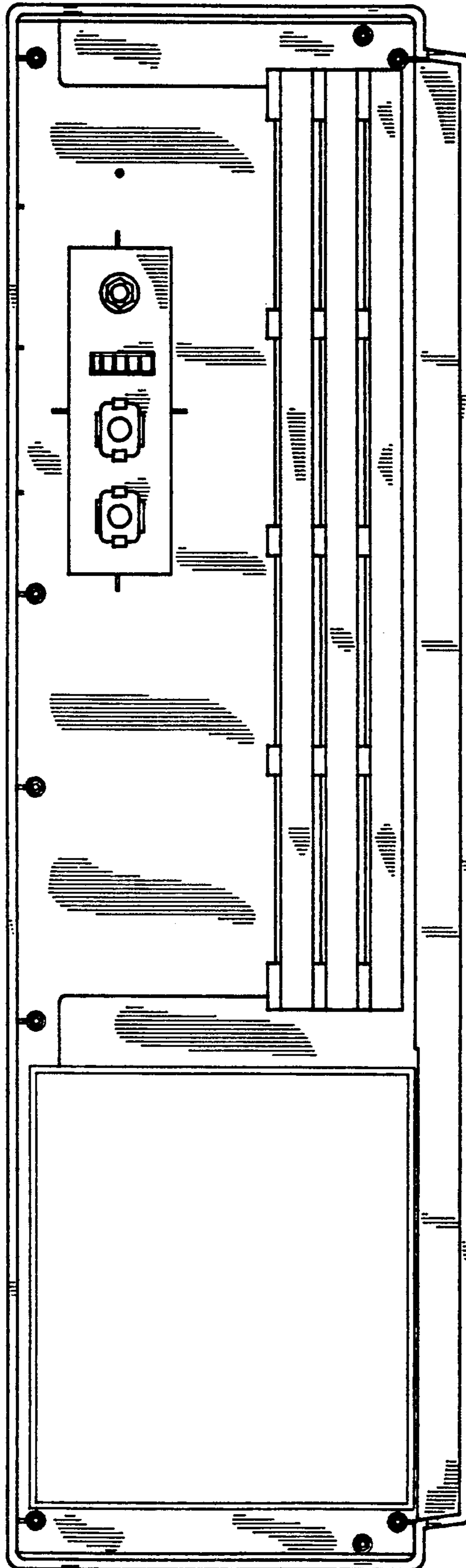


FIG. 4



FIG. 5

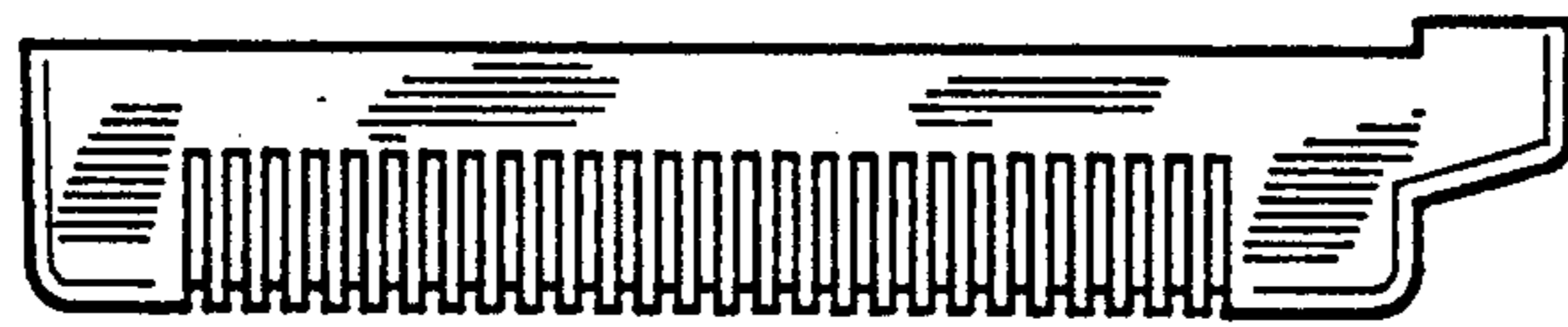


FIG. 6