



US00D330529S

# United States Patent [19]

[11] Patent Number: **Des. 330,529**

Yun

[45] Date of Patent: **\*\* Oct. 27, 1992**

[54] **COMBINED VEHICLE FRAME AND WHEEL BENT SUSPENSION SUPPORT UNIT FOR VEHICLES**

4,995,627 2/1991 Yun ..... 280/261

[76] Inventor: **Jae S. Yun**, 103 Cambridge La.,  
Glendale Heights, Ill. 60139

*Primary Examiner*—Wallace R. Burke  
*Assistant Examiner*—Melody Brown  
*Attorney, Agent, or Firm*—Birch, Stewart, Kolasch & Birch

[\*\*] Term: **14 Years**

[57] **CLAIM**

[21] Appl. No.: **634,307**

The ornamental design for a combined vehicle frame and wheel bent suspension support unit for vehicles, as shown.

[22] Filed: **Dec. 27, 1990**

[52] U.S. Cl. .... **D12/159; D12/107**

[58] Field of Search ..... **D12/111, 159;**  
**280/288.1, 288.2, 288.3, 281.1, 267, 284;**  
**267/67, 68**

### DESCRIPTION

FIG. 1 is a left side elevational view of a combined vehicle frame and wheel bent suspension support unit for vehicles showing my new design;  
FIG. 2 is a front elevational view thereof;  
FIG. 3 is a right side elevational view thereof;  
FIG. 4 is a top plan view thereof;  
FIG. 5 is a rear elevational view thereof; and,  
FIG. 6 is a bottom plan view thereof.

### [56] References Cited

#### U.S. PATENT DOCUMENTS

D. 312,229 11/1990 Yun ..... D12/111  
D. 321,155 10/1991 Tan ..... D12/111  
4,189,168 2/1980 Courtney ..... 280/284




FIG. 1




FIG. 2

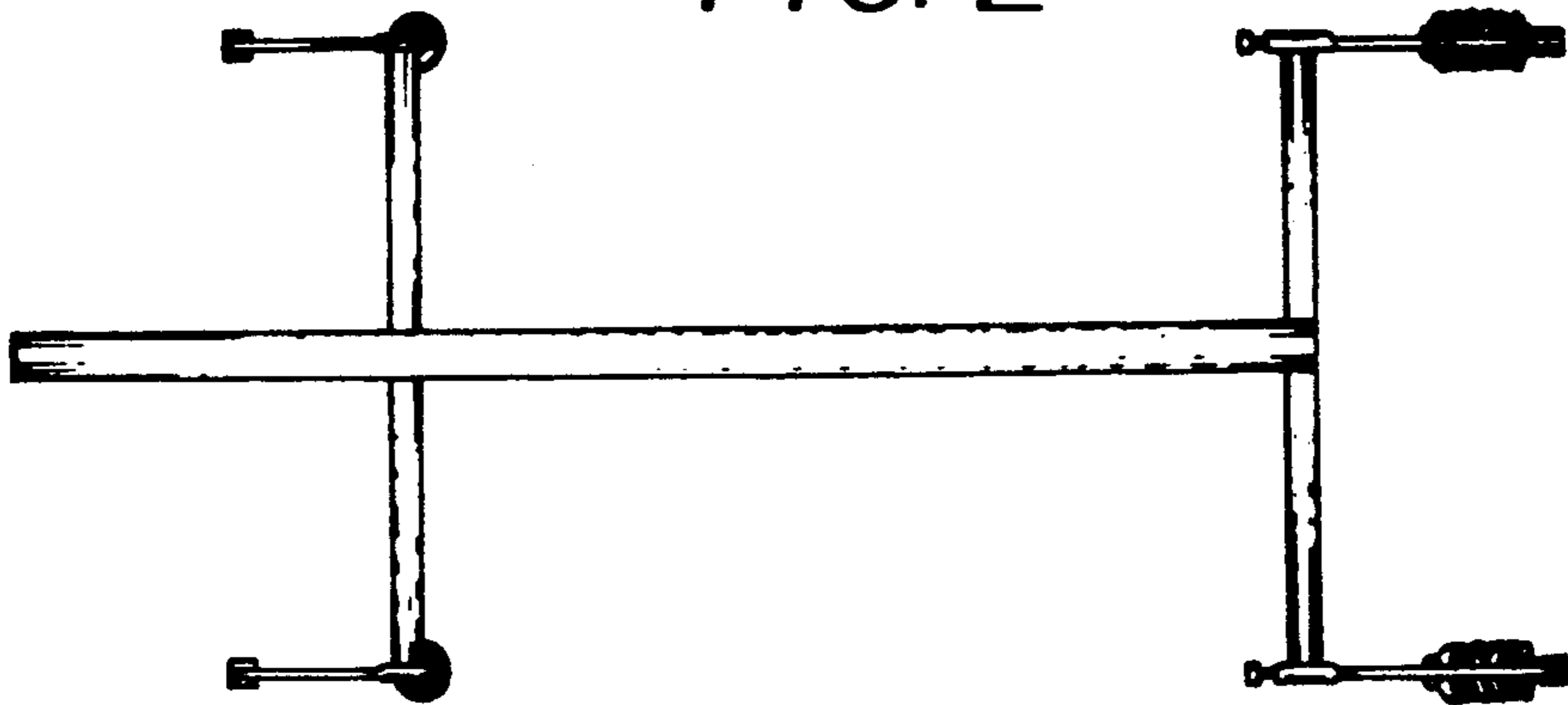


FIG. 3




FIG. 4

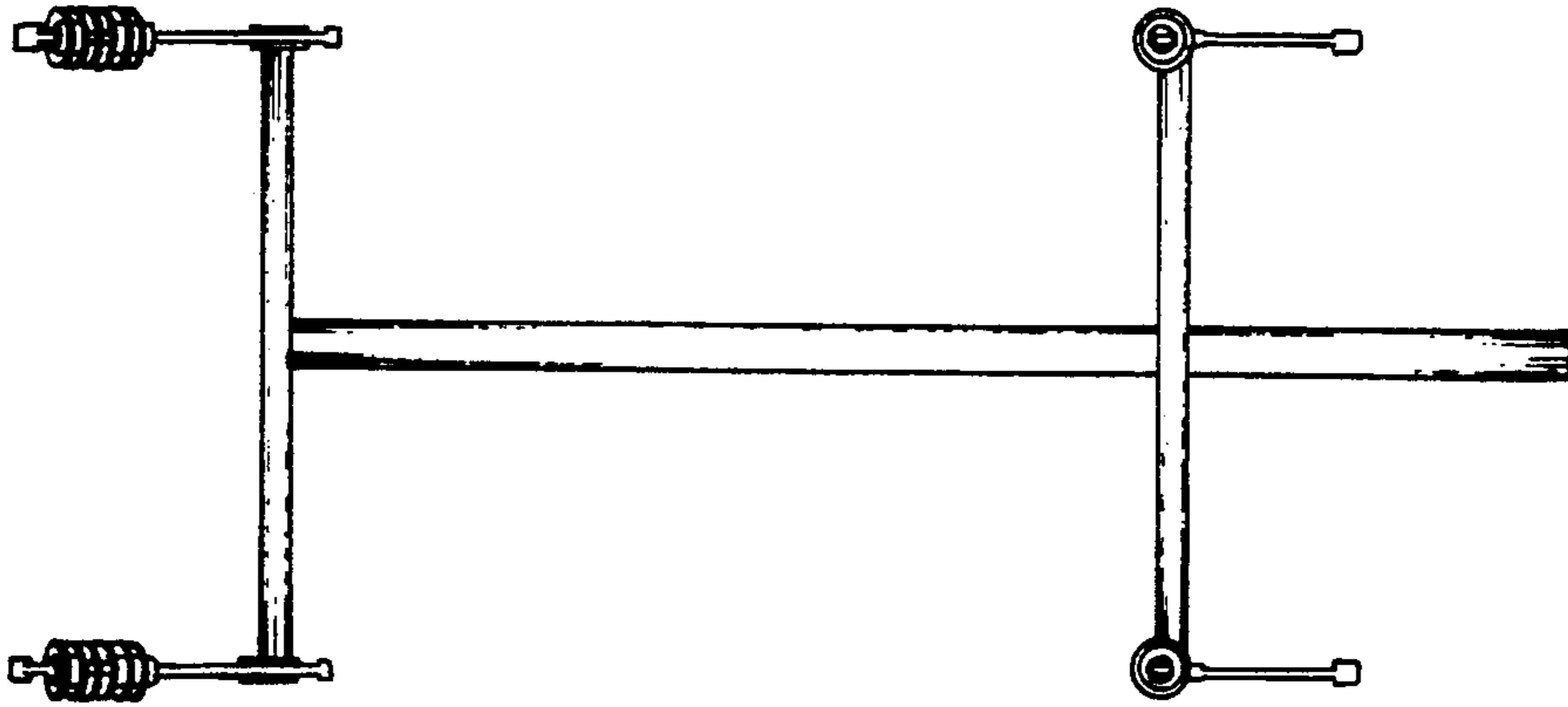


FIG. 5

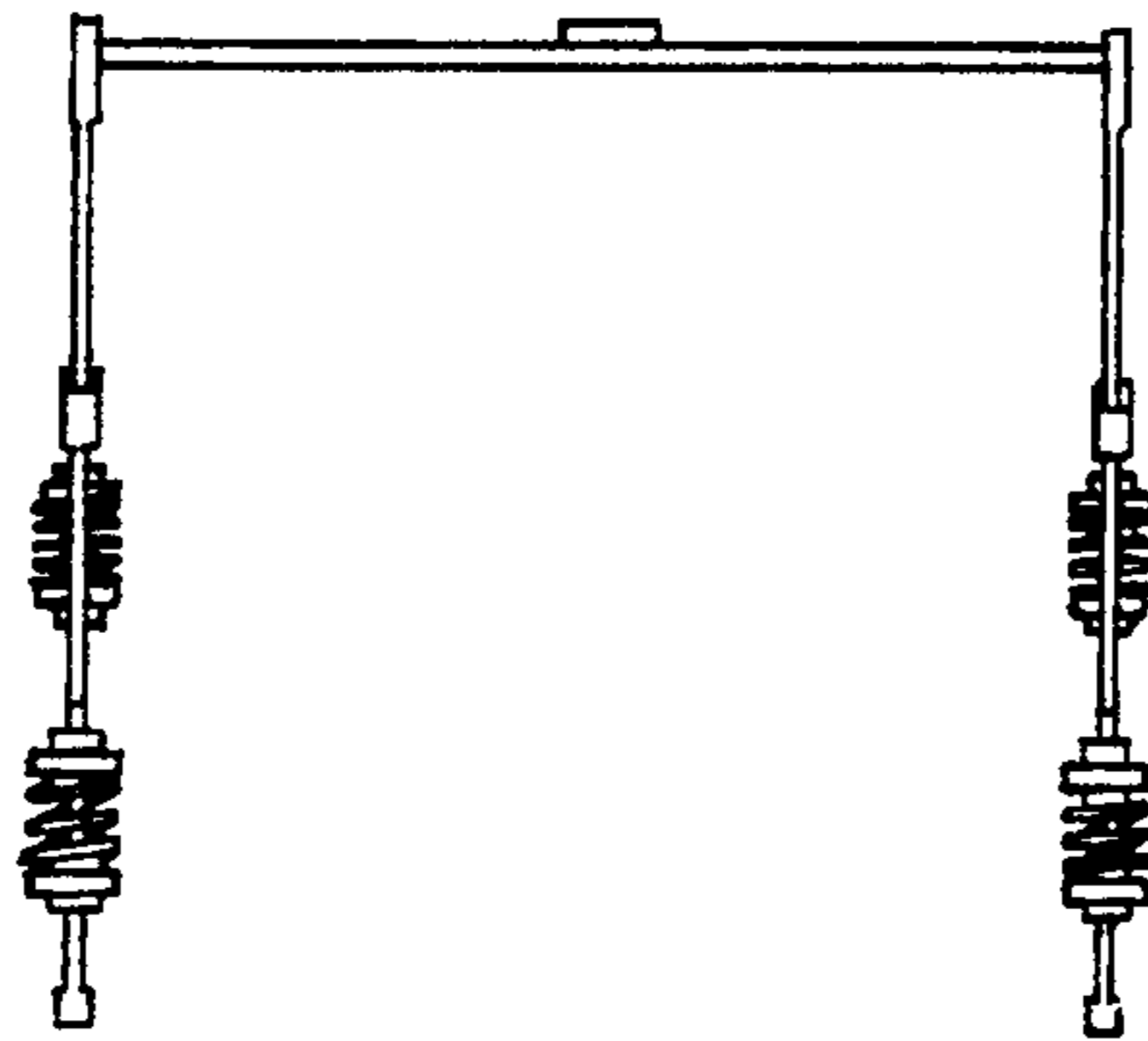


FIG. 6

