



US00D330515S

United States Patent [19]

[11] Patent Number: **Des. 330,515**

Patel et al.

[45] Date of Patent: **** Oct. 27, 1992**

[54] BOTTLE

[75] Inventors: **Manharbhai K. Patel; Eric Masanque**, both of Saddle Brook, N.J.

[73] Assignee: **Reckitt & Colman, Inc.**, Wayne, N.J.

[**] Term: **14 Years**

[21] Appl. No.: **656,260**

[22] Filed: **Feb. 12, 1991**

[52] U.S. Cl. **D9/523**

[58] Field of Search **D9/375, 300, 367, 373, D9/374, 376, 411; 215/1 R, 1 C**

[56] **References Cited**

U.S. PATENT DOCUMENTS

| | | | |
|------------|---------|------------------------|--------|
| D. 195,600 | 7/1963 | Neyman | D9/375 |
| D. 209,625 | 12/1967 | Hills | D9/375 |
| D. 211,003 | 5/1968 | Macaulay et al. . | |
| D. 236,951 | 9/1975 | Lorah . | |
| D. 237,256 | 10/1975 | Weckman . | |
| D. 247,302 | 2/1978 | Federico et al. | D23/18 |
| D. 265,887 | 8/1982 | Weckman | D9/375 |
| D. 275,078 | 8/1984 | Wassergord et al. | D9/300 |
| D. 287,227 | 12/1986 | Turnbull . | |
| D. 289,376 | 4/1987 | Nemits | D9/375 |
| D. 292,968 | 12/1987 | Darr | D9/370 |
| D. 310,957 | 10/1990 | Holm et al. | D9/300 |
| D. 315,671 | 3/1991 | Zaregoza | D9/375 |
| D. 319,972 | 9/1991 | Segati et al. | D9/375 |

FOREIGN PATENT DOCUMENTS

110494 3/1991 Australia .

OTHER PUBLICATIONS

Popular Mechanics, Oct. 1988, p. 28, Minwax "Wood-sheen" bottle.

Continental Spray Advertisement, *Packaging* (May, 1987), p. 90.

Pinesol Spray Cleaner Bottle, *Good Housekeeping*, Oct., 1988, p. 142.

Rsolve Carpet Cleaner Bottle.

Armor All Car Cleaner bottle.

Primary Examiner—Bernard Ansher

Assistant Examiner—Lucy Lieberman

Attorney, Agent, or Firm—Frederick H. Rabin

[57] CLAIM

The ornamental design for a bottle, as shown and described.

DESCRIPTION

FIG. 1 is a perspective view of a bottle showing our new design;

FIG. 2 is a front elevational view thereof, the rear elevational view being a mirror image of this figure;

FIG. 3 is a side elevational view thereof as seen from the right side of FIG. 2;

FIG. 4 is a side elevational view thereof as seen from the left side of FIG. 2;

FIG. 5 is a top plan view thereof;

FIG. 6 is a bottom plan view thereof and,

FIG. 7 is a perspective view thereof.

The broken line showing of a spray attachment in FIG. 7 is for illustrative purposes only and does not form part of the claimed design.

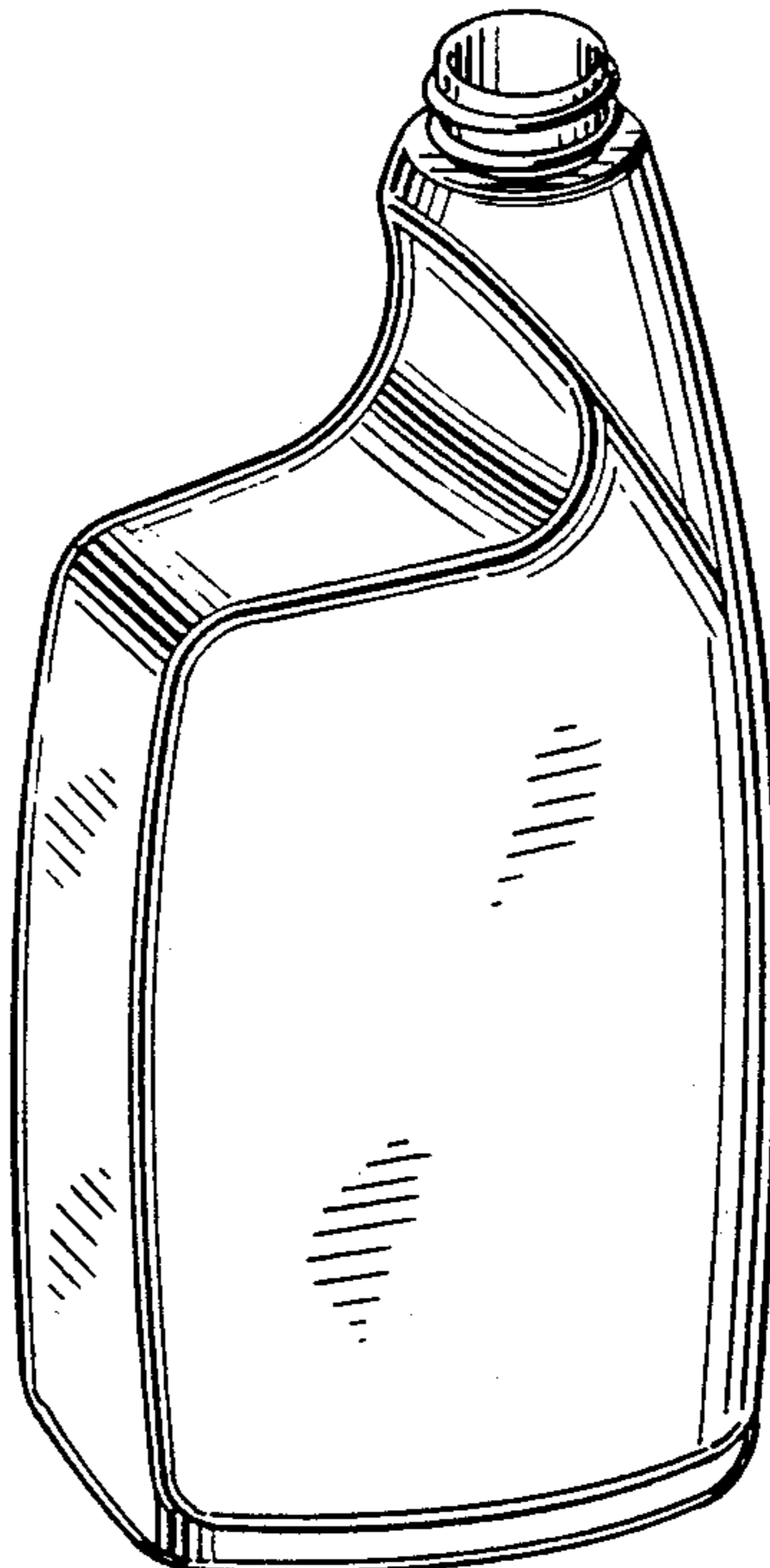
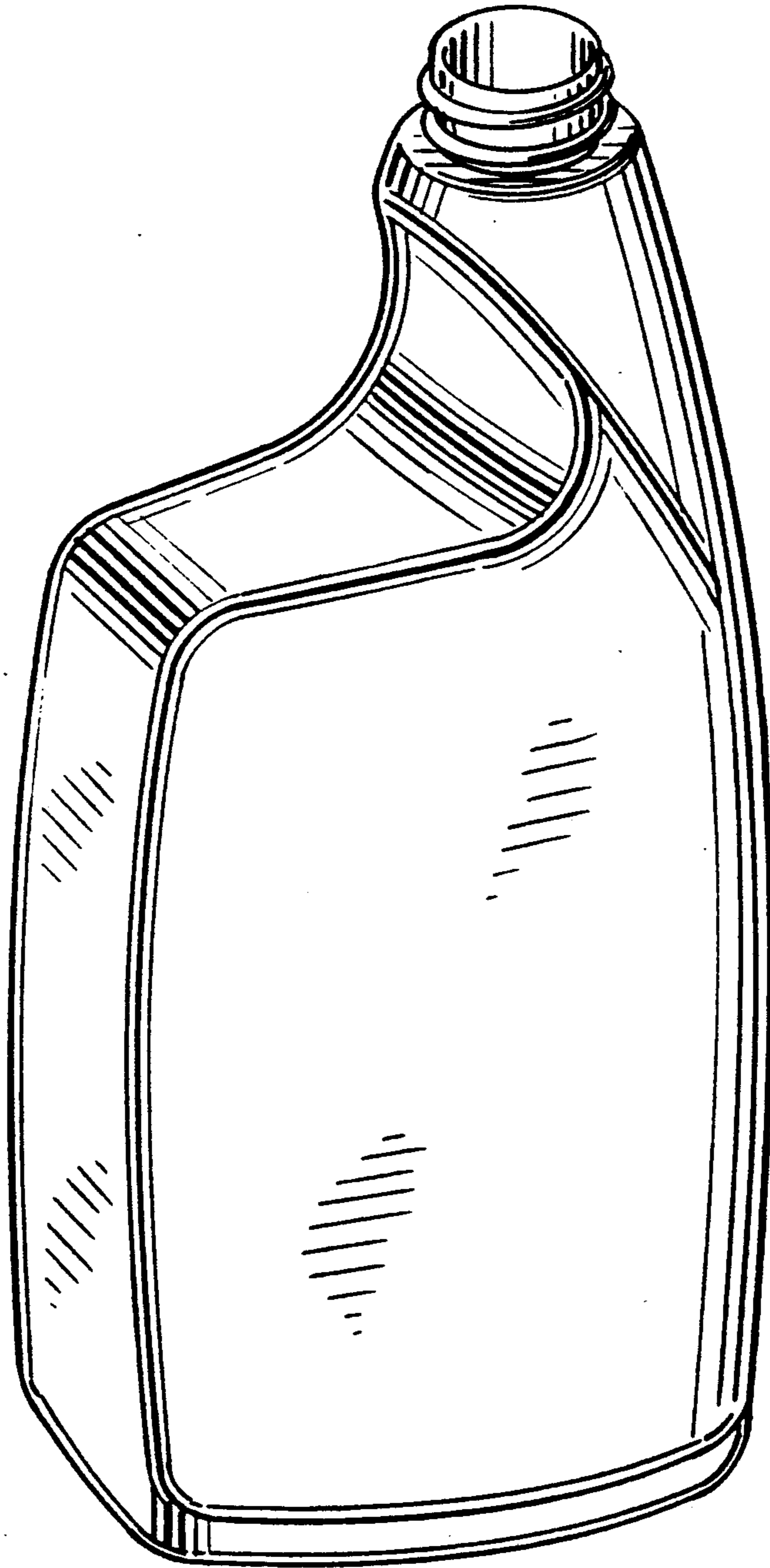


Fig. 1.



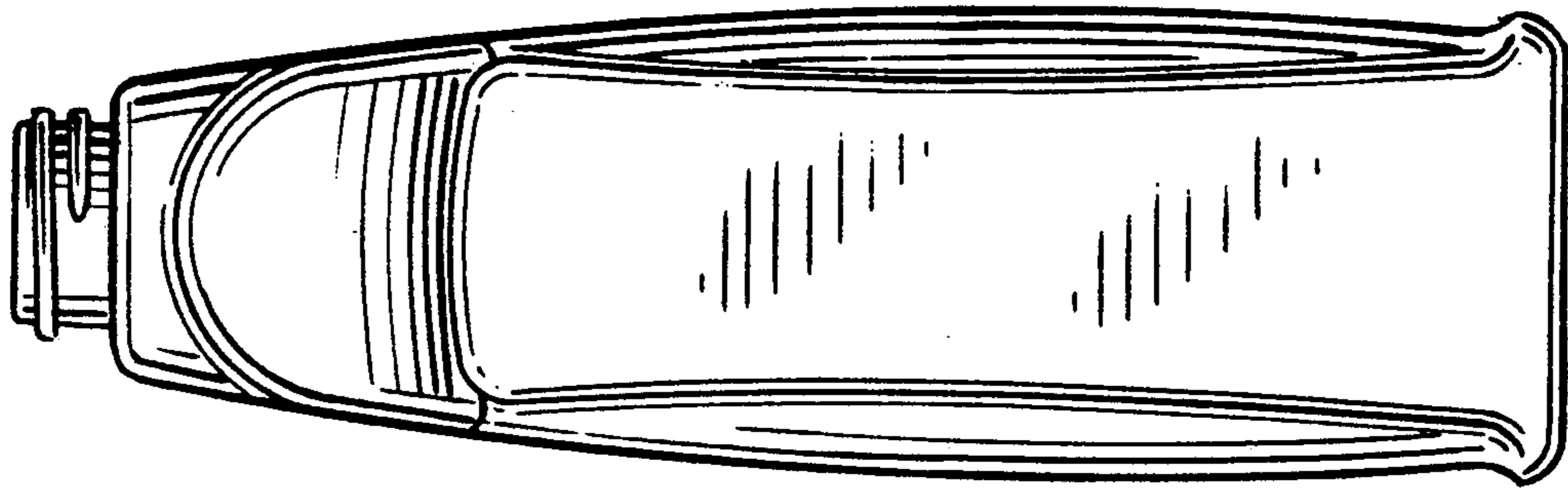


Fig. 3.

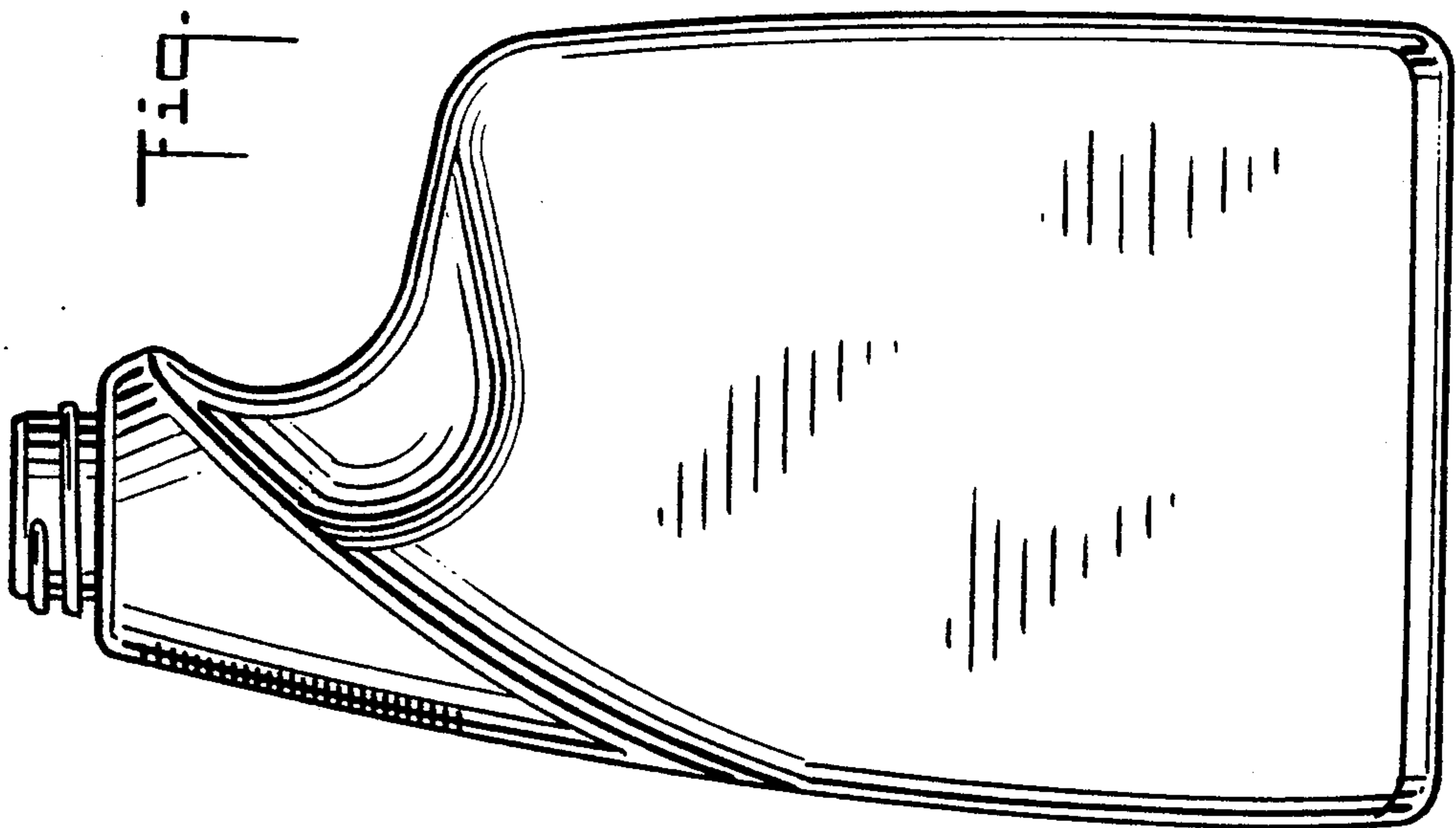


Fig. 2.

Fig. 4.

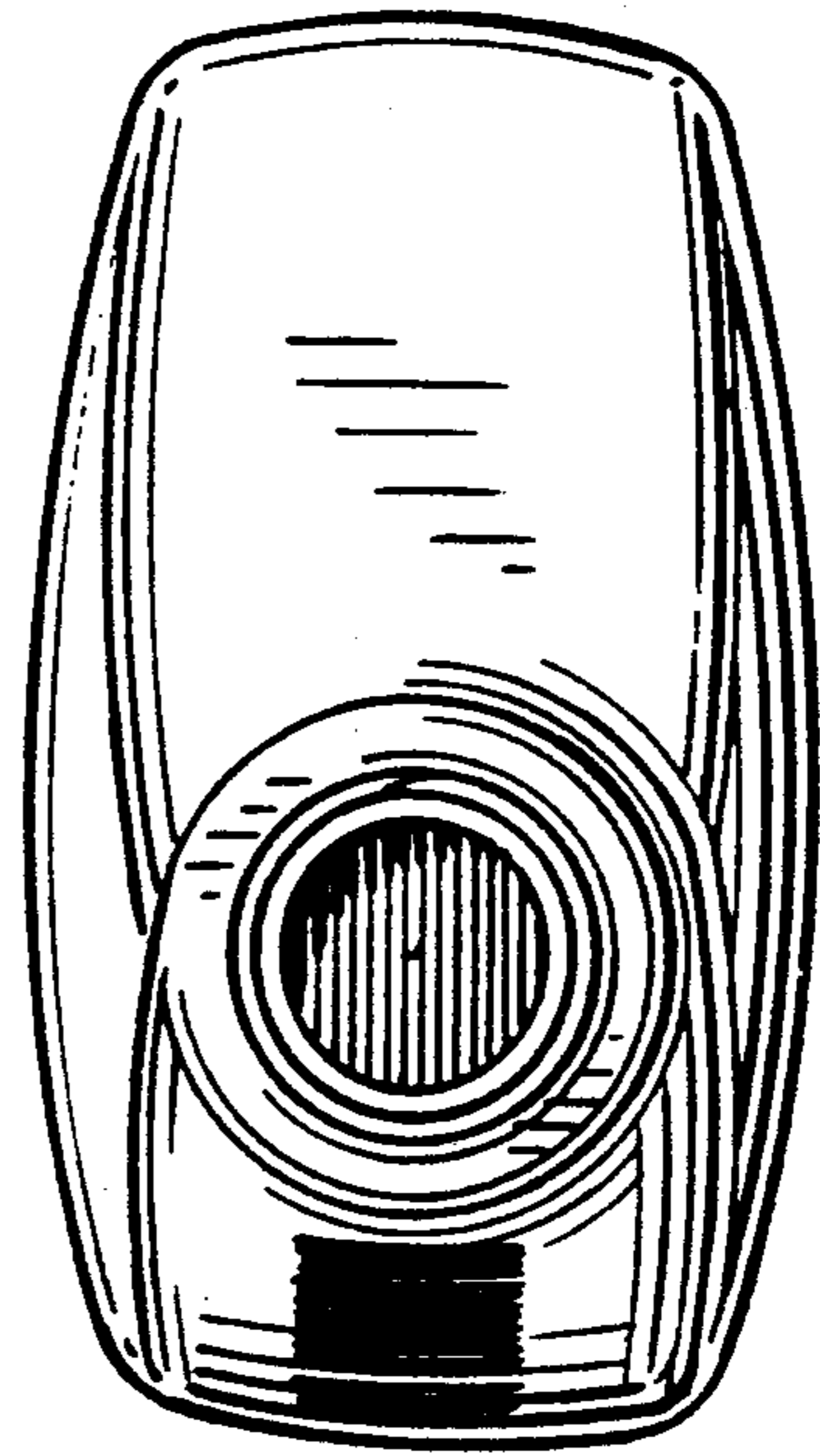
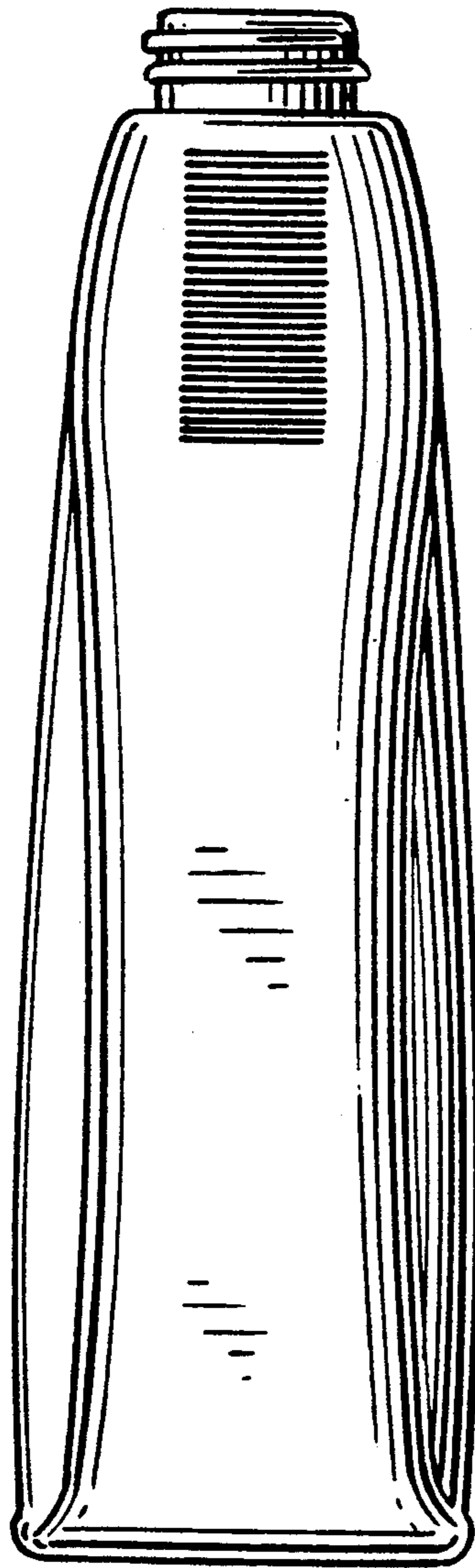


Fig. 5.

Fig. 6.

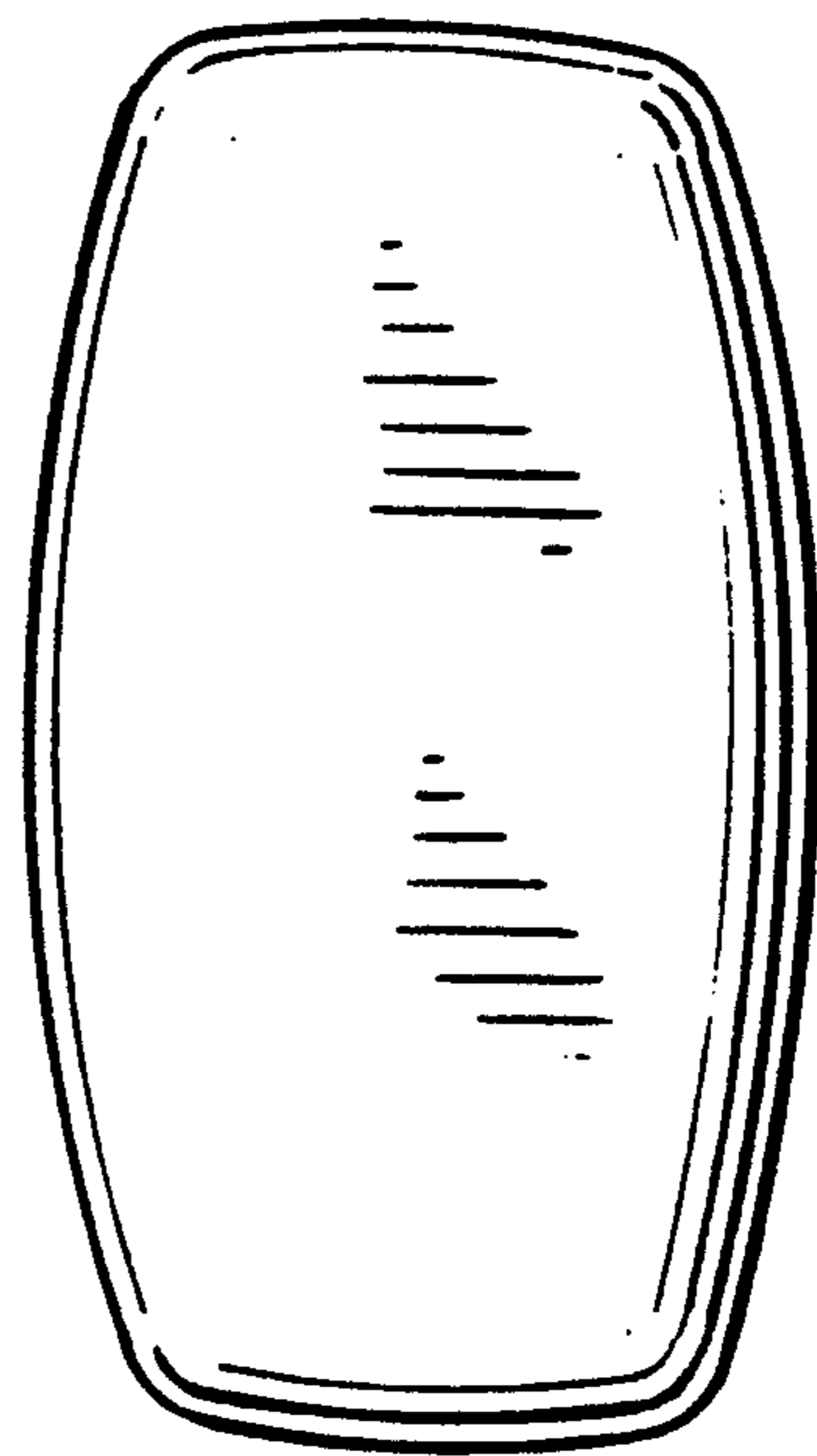


Fig. 7.

