



US00D330509S

United States Patent [19]

[11] Patent Number: **Des. 330,509**

Belknap

[45] Date of Patent: **** Oct. 27, 1992**

[54] MAGNETIC FASTENER

[76] Inventor: **Joanette M. Belknap**, Rte. #1, Box 1549, New Phila, Ohio 44663

[**] Term: **14 Years**

[21] Appl. No.: **482,734**

[22] Filed: **Feb. 21, 1990**

[52] U.S. Cl. **D8/382; D13/183**

[58] Field of Search **D13/183; D21/83, 84, D21/159; D6/388, 598; D8/382; D11/49, 100; 248/206.5**

[56] References Cited

U.S. PATENT DOCUMENTS

D. 59,718	11/1921	Colvin	D21/83
D. 87,663	8/1932	Gardner	D21/83
D. 247,688	4/1978	Nakao et al.	D21/159 X
D. 304,605	11/1989	McKay, Jr.	D21/159
D. 308,283	6/1990	Bergman et al.	D8/383 X
D. 316,404	4/1991	Calleja	D13/183 X
D. 318,556	7/1991	Alpers et al.	D21/159 X
4,226,902	10/1980	Webb	D21/84 X

OTHER PUBLICATIONS

Bear with balloons on p. 101 of *Teddy Bear Lovers Catalog*, by Ted Martin, ©1983.

Bear with a balloon on p. 119 of *Teddy Bear Lovers Catalog*, by TEd Martin, ©1983.

Bear with a balloon on p. 7 of *The Bear Necessities*, catalog, 1984.

Primary Examiner—Wallace R. Burke

Assistant Examiner—J. Sincavage

Attorney, Agent, or Firm—Leon Gilden

[57] CLAIM

The ornamental design for a magnetic fastener, as shown and described.

DESCRIPTION

FIG. 1 is a front elevational view of the magnetic fastener showing my new design;

FIG. 2 is a rear elevational view thereof;

FIG. 3 is a left side elevational view thereof;

FIG. 4 is a right side elevational view thereof;

FIG. 5 is a top plan view thereof; and,

FIG. 6 is a bottom plan view thereof.




FIG. 1




FIG. 2

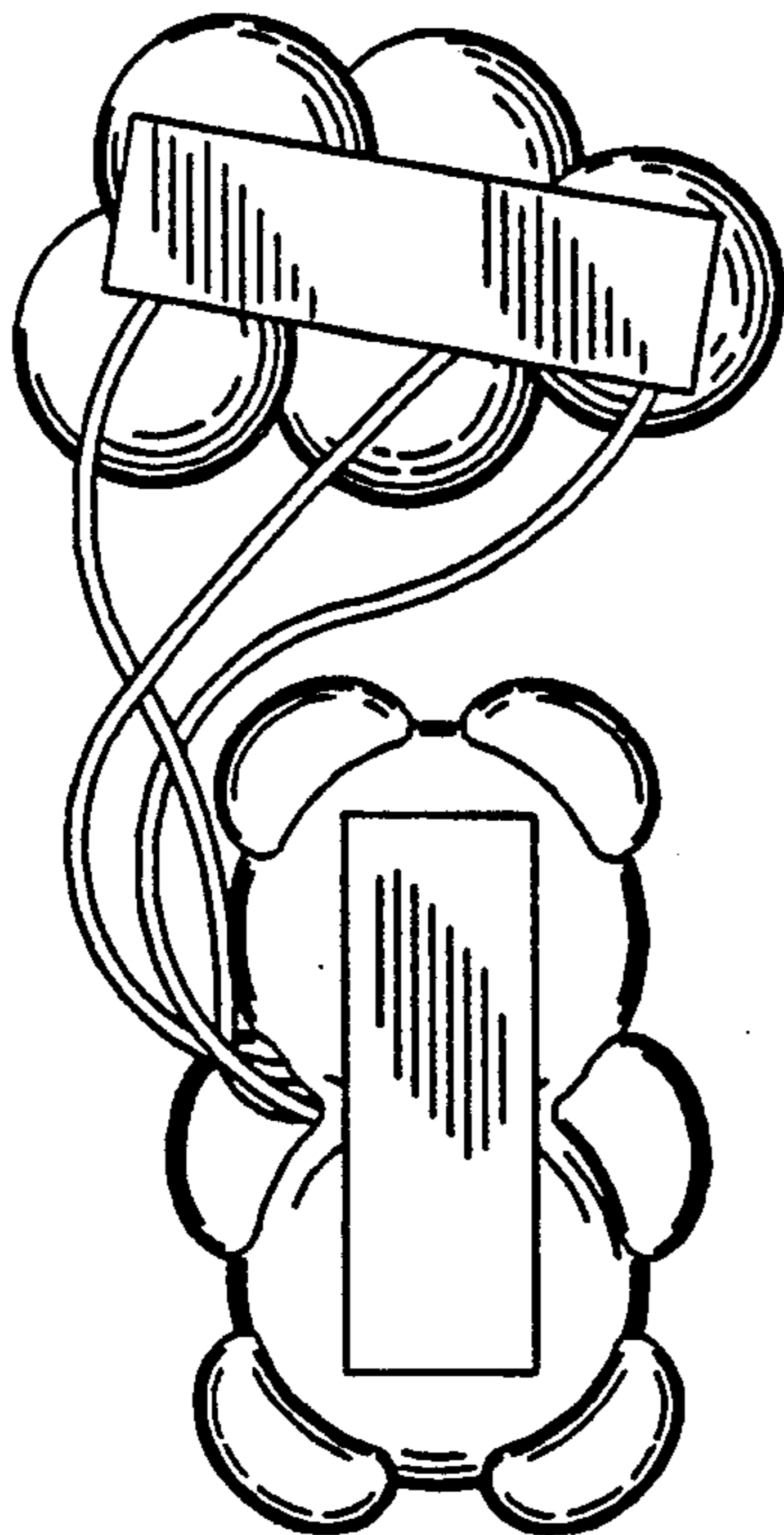


FIG. 3




FIG. 4




FIG. 5

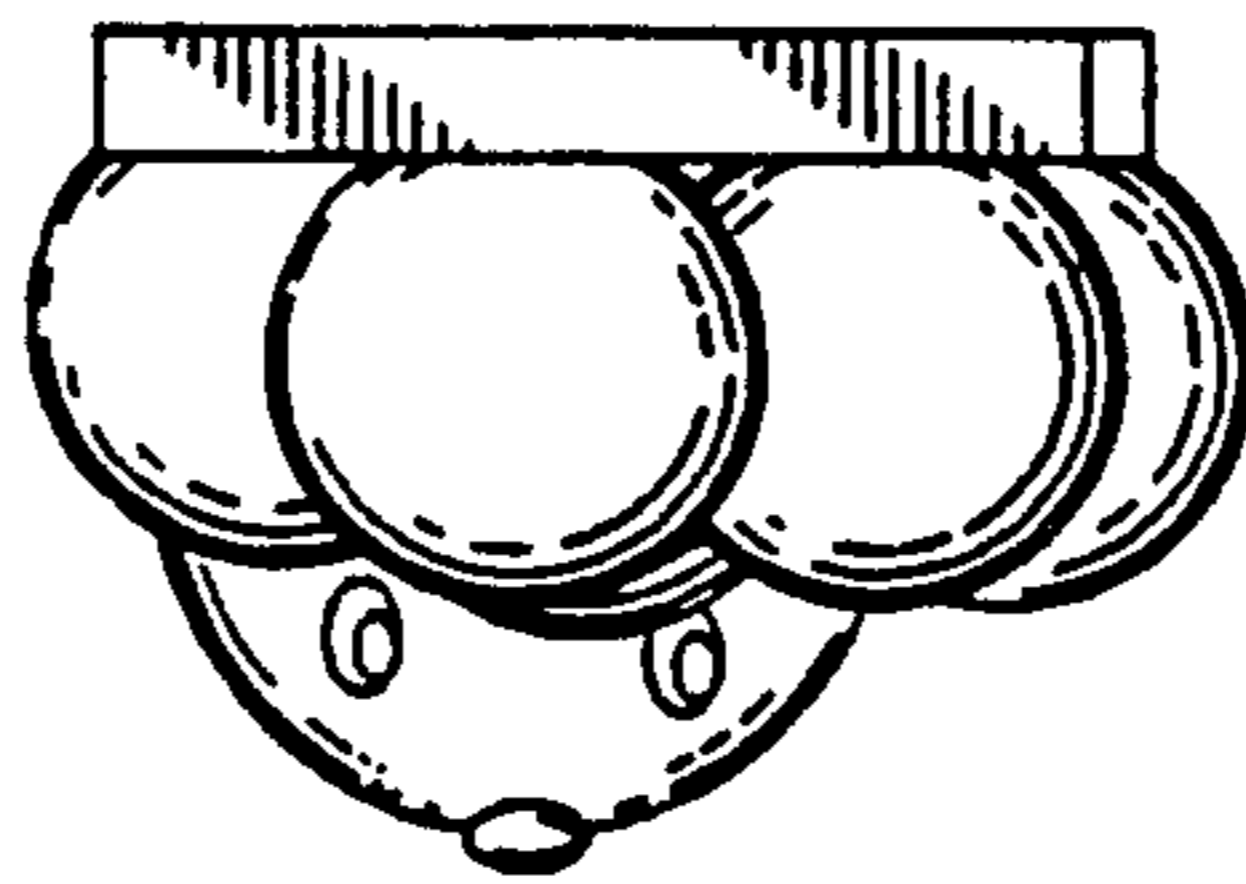


FIG. 6

