



US00D330508S

# United States Patent [19]

[11] Patent Number: **Des. 330,508**

**Berger**

[45] Date of Patent: **\*\* Oct. 27, 1992**

[54] **DENTAL PIN**

[76] Inventor: **Robert P. Berger**, 20600 Plummer St., Chatsworth, Calif. 91311-5121

[\*\*] Term: **14 Years**

[21] Appl. No.: **427,627**

[22] Filed: **Oct. 27, 1989**

[52] U.S. Cl. .... **D8/382**

[58] Field of Search ..... **D8/382, 394, 395; D24/10, 16; 403/292, 298, 405.1**

[56] **References Cited**

**U.S. PATENT DOCUMENTS**

D. 268,615	4/1983	Biggs .....	D24/10
D. 282,776	2/1986	Neumeister .....	D24/10
D. 292,125	9/1987	Roden et al. ....	D24/16
D. 298,799	4/1981	Stern .....	D8/382
3,153,283	10/1964	Weissman .....	D24/16
3,864,051	2/1975	Reid .....	403/292

*Primary Examiner*—Bernard Ansher  
*Assistant Examiner*—R. Barkai  
*Attorney, Agent, or Firm*—Notaro & Michalos

[57] **CLAIM**

The ornamental design for a dental pin, as shown and described.

**DESCRIPTION**

FIG. 1 is a front elevational view of a dental pin showing my new design, the broken line showing of the connecting head for the pin is for illustrative purposes only and forms no part of the claimed design; FIG. 2 is a rear elevational view thereof; FIG. 3 is one end elevational view thereof; FIG. 4 is an opposite end elevational view thereof; and, FIG. 5 is a perspective view thereof, the broken line showing of the connecting head for the pin is for illustrative purposes only and forms no part of the claimed design.

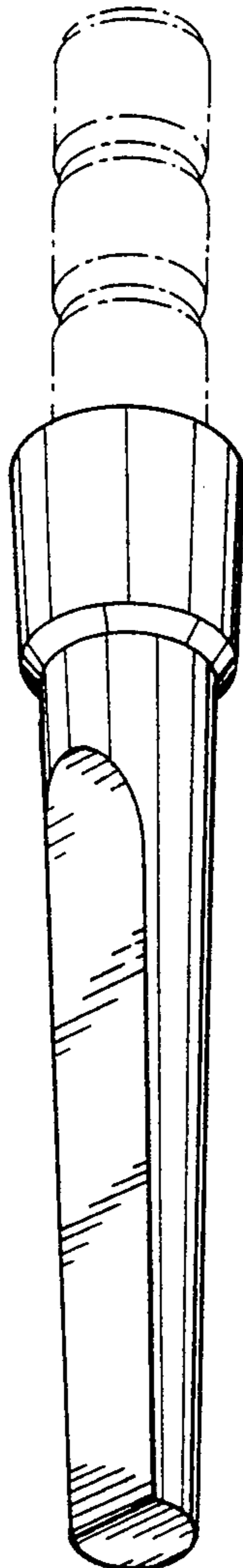


FIG. 1

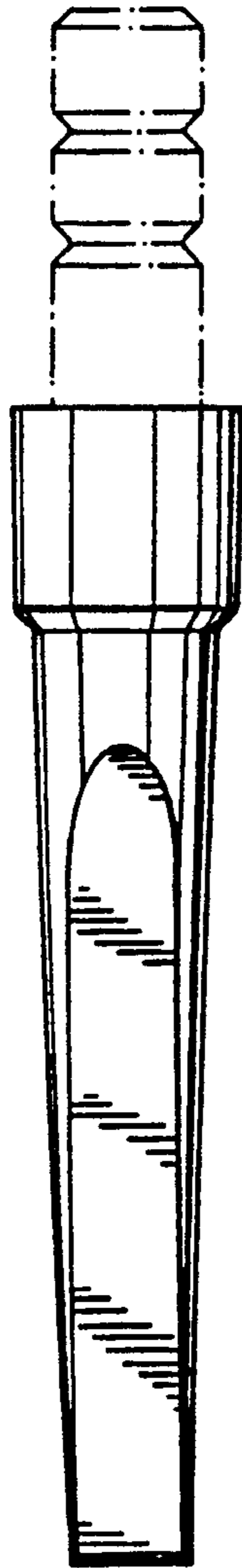


FIG. 2


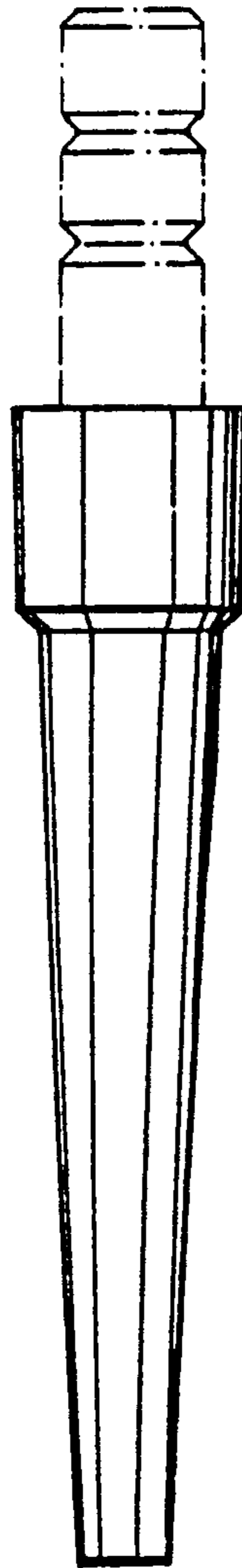


FIG. 3

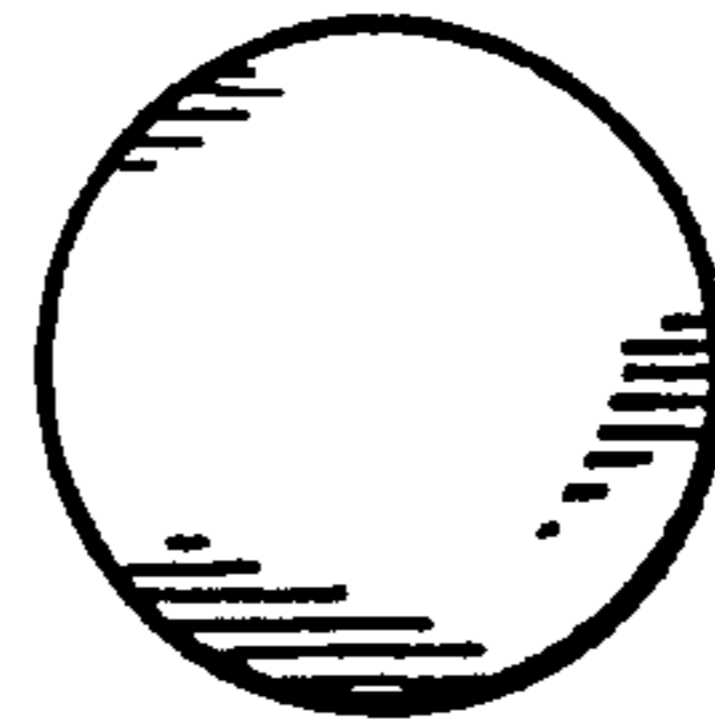


FIG. 4

FIG. 5

