



US00D330505S

United States Patent [19]

Doyle

[11] Patent Number: **Des. 330,505**

[45] Date of Patent: **** Oct. 27, 1992**

[54] **CORD HOLDER**

[76] Inventor: **Patrick W. Doyle**, 2426 W. College Ave., Santa Rosa, Calif. 95401

[**] Term: **14 Years**

[21] Appl. No.: **685,717**

[22] Filed: **Apr. 16, 1991**

4,074,397 2/1978 Rosin 24/304

4,290,572 9/1981 Pate 248/74.3

4,310,110 1/1982 Dexter 224/246

4,728,064 3/1988 Caveney 248/74.3

4,907,984 3/1990 Keller 439/369

4,944,475 7/1990 Ono et al. 24/16 PB X

Related U.S. Application Data

[63] Continuation of Ser. No. 450,327, Dec. 14, 1989, abandoned.

[52] U.S. Cl. **D8/356**

[58] Field of Search D22/137; D8/356, 373; 248/309, 316.5, 5, 56, 51, 174, 68.3, 65 R, 89, 52, 690-692; 24/129 C, 16 PB, 304; 439/369; 224/246; D11/200, 218

References Cited

U.S. PATENT DOCUMENTS

3,941,412 3/1976 Carpenter 248/75 X

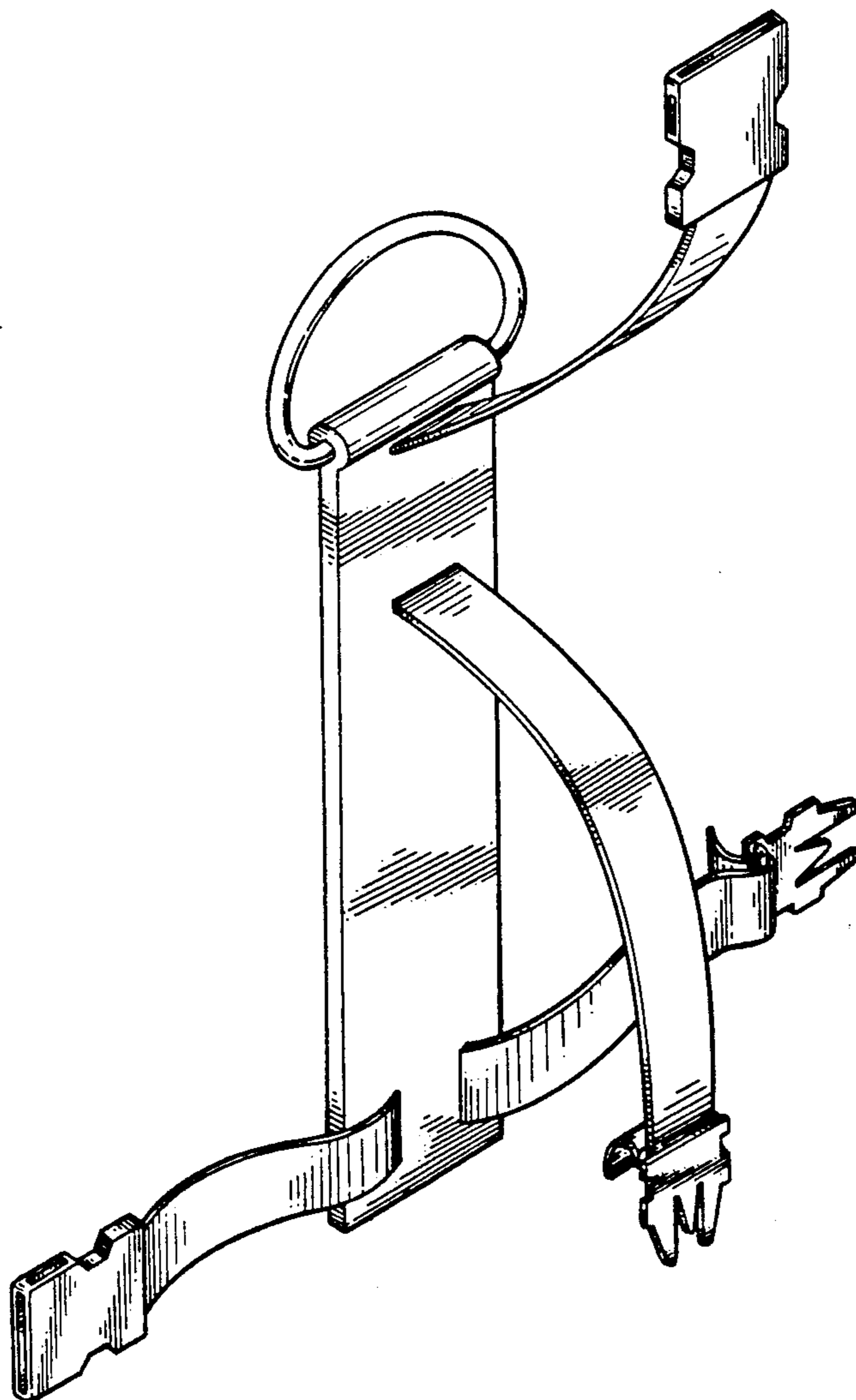
Primary Examiner—Wallace R. Burke
Assistant Examiner—H. Baynham
Attorney, Agent, or Firm—Hoffman, Wasson & Gitler

[57] CLAIM

The ornamental design for cord holder, as shown and described.

DESCRIPTION

FIG. 1 is a front perspective view of a cord holder showing my new design; and FIG. 2 is a side elevational view thereof with the opposite side being a mirror image thereof. The undisclosed rear is flat and unornamented. The broken lines showing a cord are for illustrative purposes only and form no part of the claimed design.



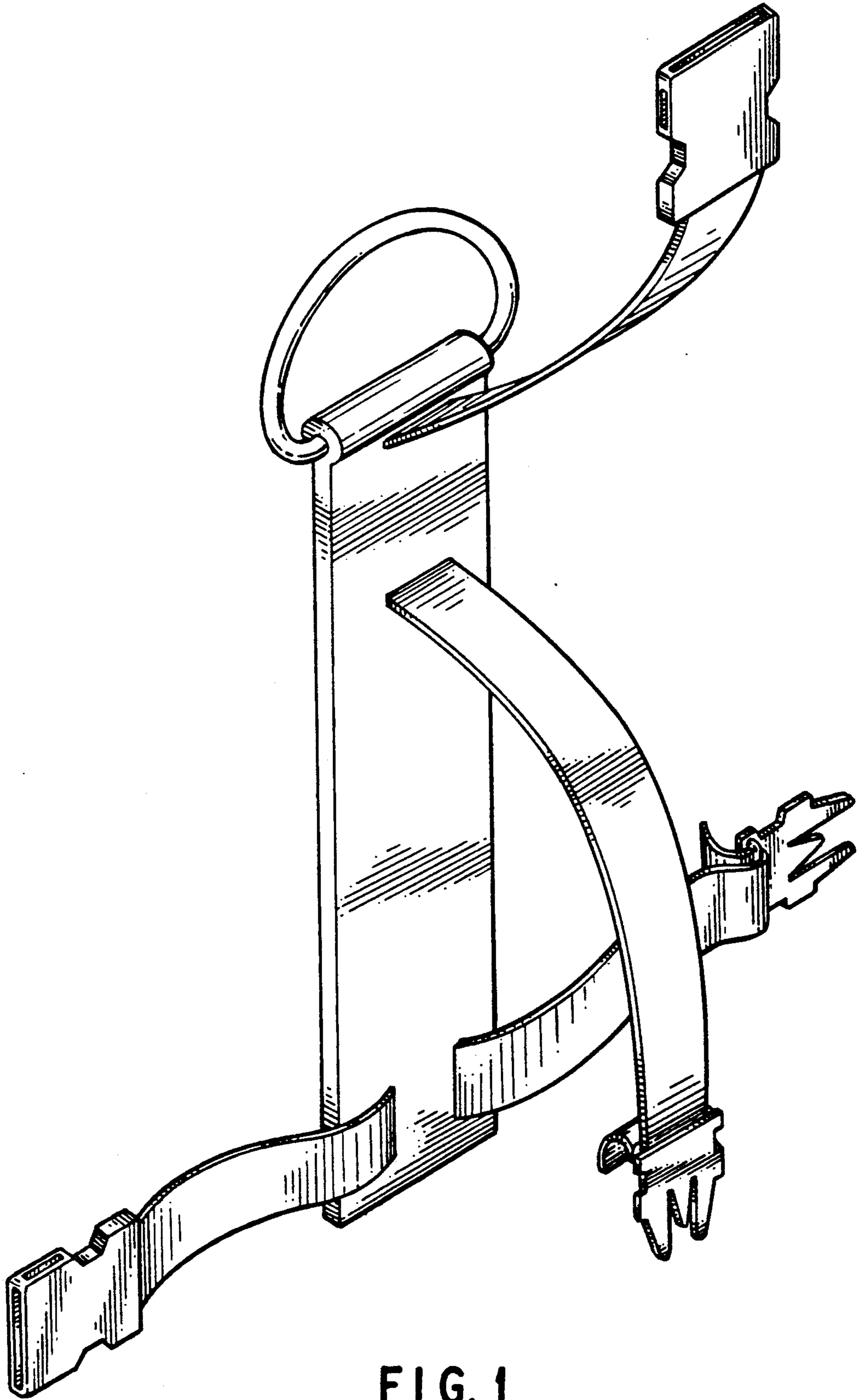


FIG. 1

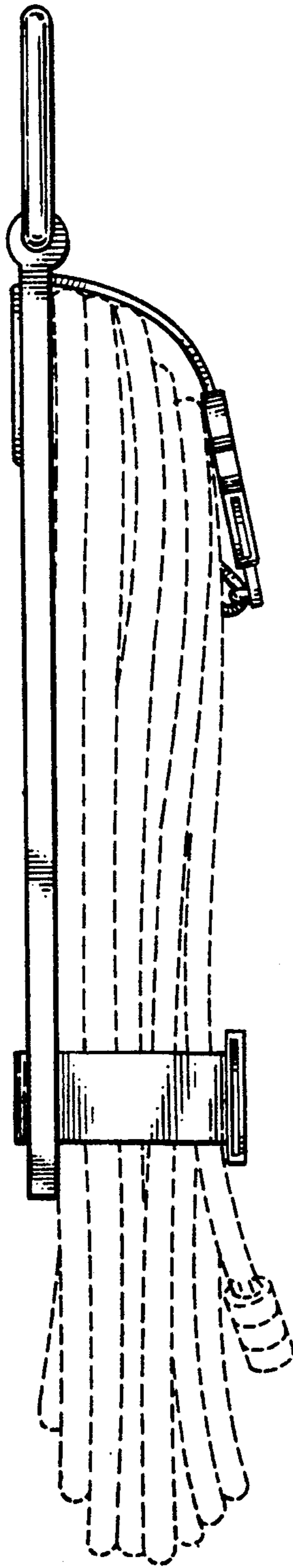


FIG. 2