



US00D330468S

United States Patent [19]

[11] Patent Number: **Des. 330,468**

Jester, Jr.

[45] Date of Patent: **** Oct. 27, 1992**

- [54] TIE AND SCARF DISPLAY RACK
- [76] Inventor: **Eddie J. Jester, Jr.**, 2905 Dale Creek Dr., Atlanta, Ga. 30318
- [**] Term: **14 Years**
- [21] Appl. No.: **607,495**
- [22] Filed: **Nov. 1, 1990**
- [52] U.S. Cl. **D6/411; D6/464; D6/552; D6/570**
- [58] Field of Search **D6/409-411, D6/412-415, 396, 449, 462-465, 466-468, 473, 552, 569, 570; D19/90-92; 211/10, 11, 13, 16, 181**

- D. 315,746 3/1991 Christensen D19/90
- 2,440,549 4/1948 Kiser D6/414 X

FOREIGN PATENT DOCUMENTS

- 679199 of 1929 France .
- 306609 of 1955 Switzerland .
- 300825 11/1928 United Kingdom D6/552 X

Primary Examiner—Donald P. Walsh
Assistant Examiner—Jeffrey Asch
Attorney, Agent, or Firm—Terry M. Gernstein

[57] CLAIM

The ornamental design for a tie and scarf display rack, as shown and described.

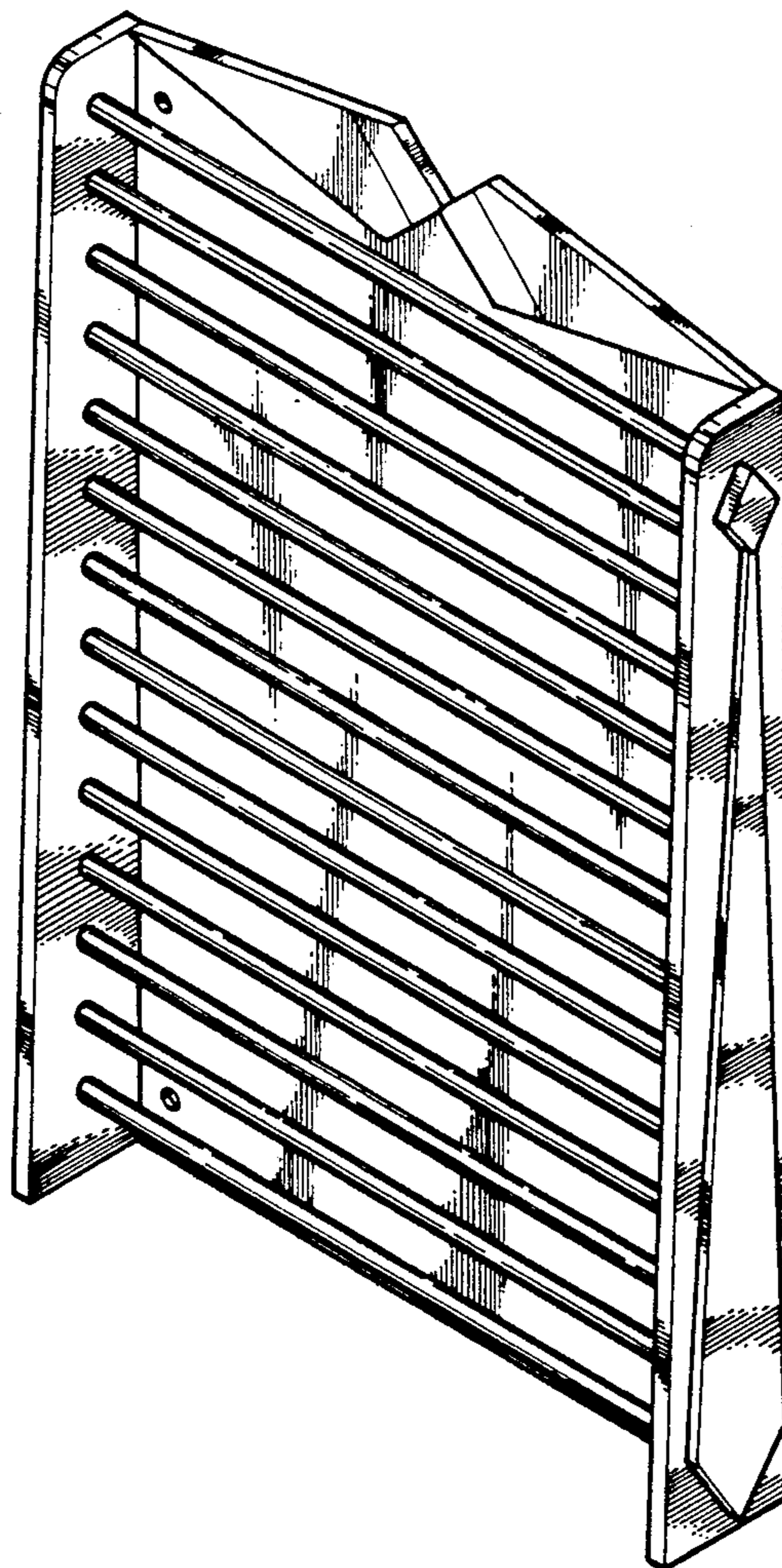
[56] References Cited

U.S. PATENT DOCUMENTS

- D. 98,057 1/1936 Culver .
- D. 136,900 12/1943 Jorgensen .
- D. 137,373 2/1944 Davis D6/410 X
- D. 168,328 12/1952 Black D6/552 X
- D. 230,926 3/1974 Dillingham .
- D. 293,520 1/1988 Ovitz, III D6/410 X
- D. 314,482 2/1991 Walter et al. D6/410 X

DESCRIPTION

FIG. 1 is a perspective view of a tie and scarf display rack showing my new design;
 FIG. 2 is a front elevational view thereof;
 FIG. 3 is a rear elevational view thereof;
 FIG. 4 is a left side elevational view, the right side being a mirror image thereof;
 FIG. 5 is a top plan view thereof; and,
 FIG. 6 is a bottom view thereof.



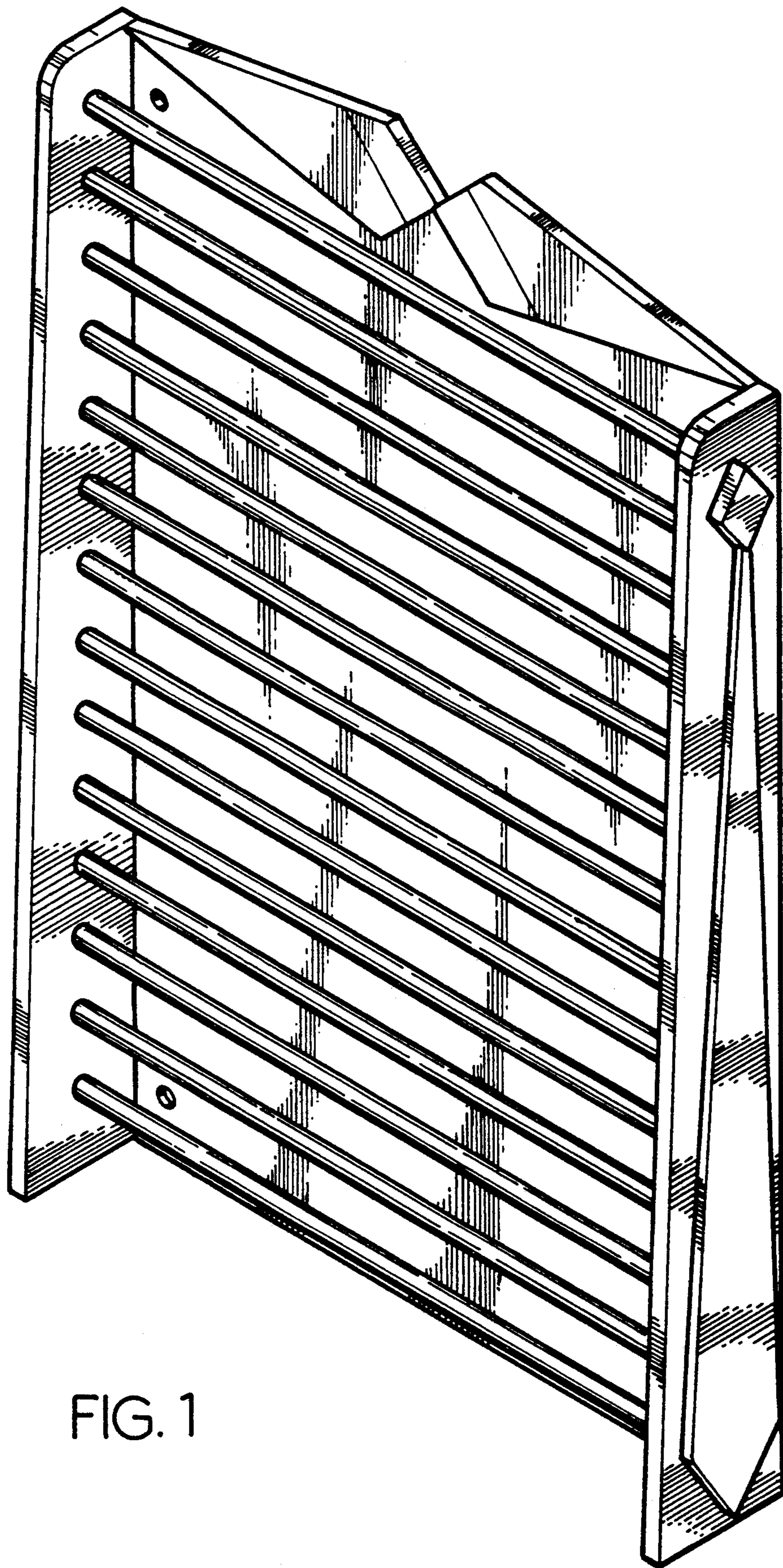


FIG. 1




FIG. 2

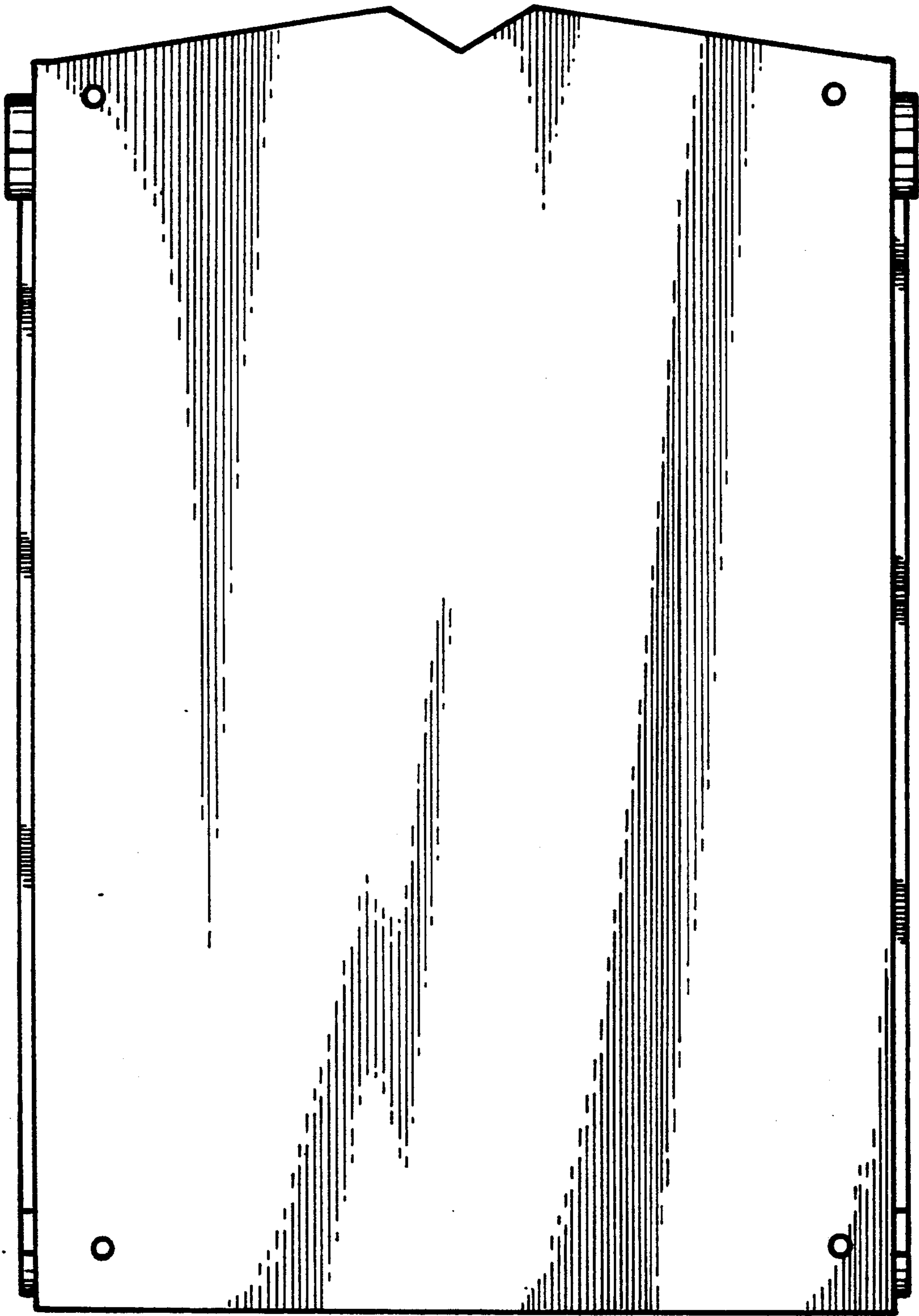


FIG.3



FIG. 4




FIG. 5




FIG. 6