



US00D330466S

**United States Patent** [19]  
**Miller**

[11] **Patent Number: Des. 330,466**

[45] **Date of Patent: \*\* Oct. 27, 1992**

[54] **ARM CHAIR**

[75] **Inventor: Virgil Miller, Archbold, Ohio**

[73] **Assignee: Sauder Manufacturing Company, Archbold, Ohio**

[\*] **Notice: The portion of the term of this patent subsequent to Sep. 15, 2006 has been disclaimed.**

[\*\*] **Term: 14 Years**

[21] **Appl. No.: 419,439**

[22] **Filed: Oct. 10, 1989**

[52] **U.S. Cl. .... D6/379; D6/373; D6/380**

[58] **Field of Search ..... D6/334, 344, 348, 371, D6/372, 373, 374, 379, 380, 500, 501; 297/258, 259, 270, 272**

[56] **References Cited**

**U.S. PATENT DOCUMENTS**

D. 164,490	9/1951	Hamilton	.....	D6/379
D. 215,836	11/1969	Bell, Jr. et al.	.....	D6/374
D. 318,959	8/1991	Fink	.....	D6/373
3,152,836	10/1964	Swan	.....	D6/500
4,595,234	6/1986	Kjersem	.....	297/258

**OTHER PUBLICATIONS**

Interiors, Dec. 1974, p. 33, chair at bottom right.  
Interiors, Feb. 1978, p. 17, chair at bottom right.  
Sears, spring & summer, 1980, p. 1294, chair at top left.  
Interiors, Sep. 1987, p. 145, chair at mid-page left.  
Advertisement No. 3750 for "PLYLOK" Two-Position Chair, Model Nos. 702-8821, 702-8826, 732-8831 and 732-8836, Published by Sauder Manufacturing Co., dated Jul. 1988.

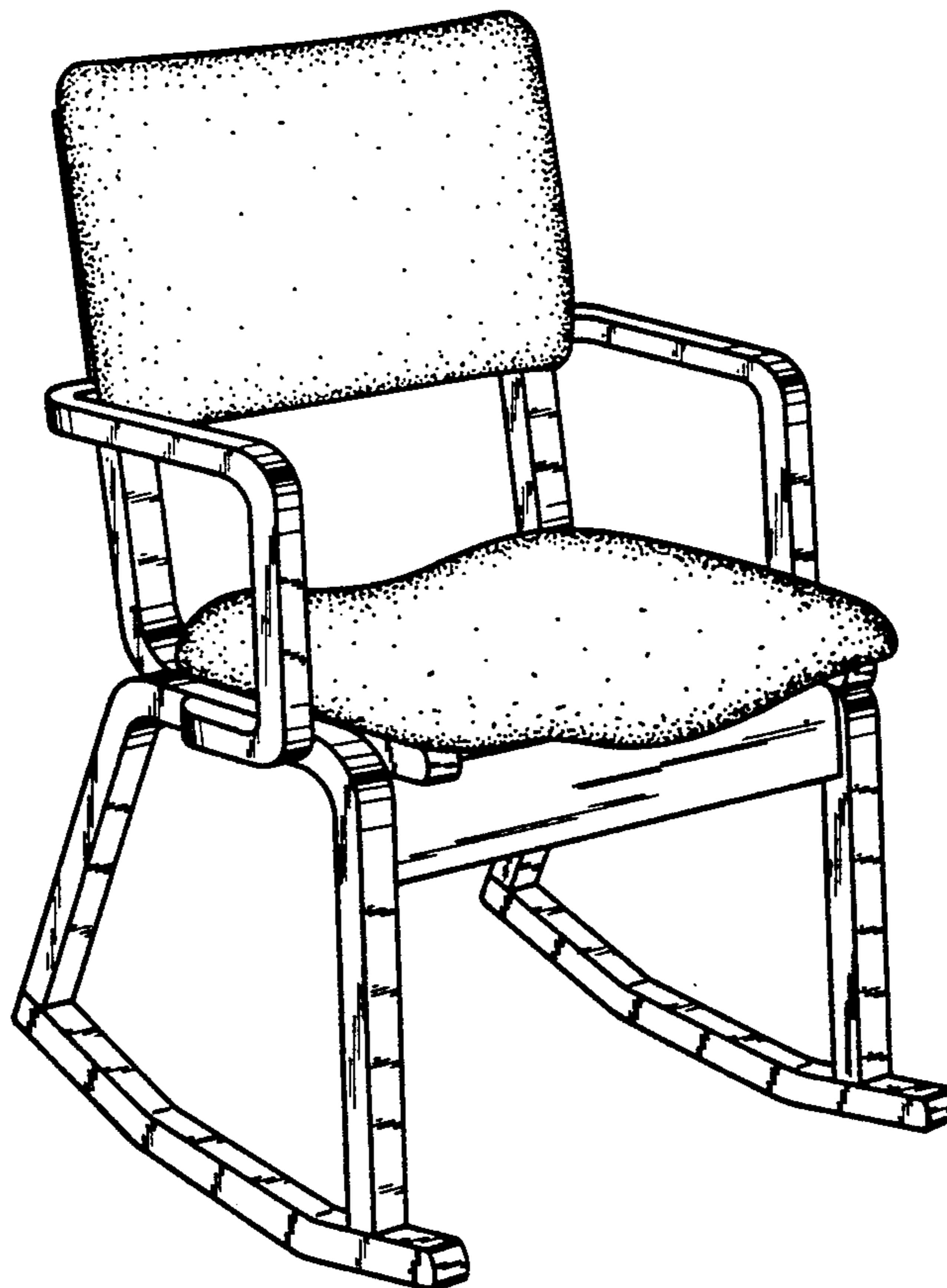
*Primary Examiner*—Nelson C. Holtje  
*Assistant Examiner*—Gary D. Watson  
*Attorney, Agent, or Firm*—Emch, Schaffer, Schaub & Porcello Co.

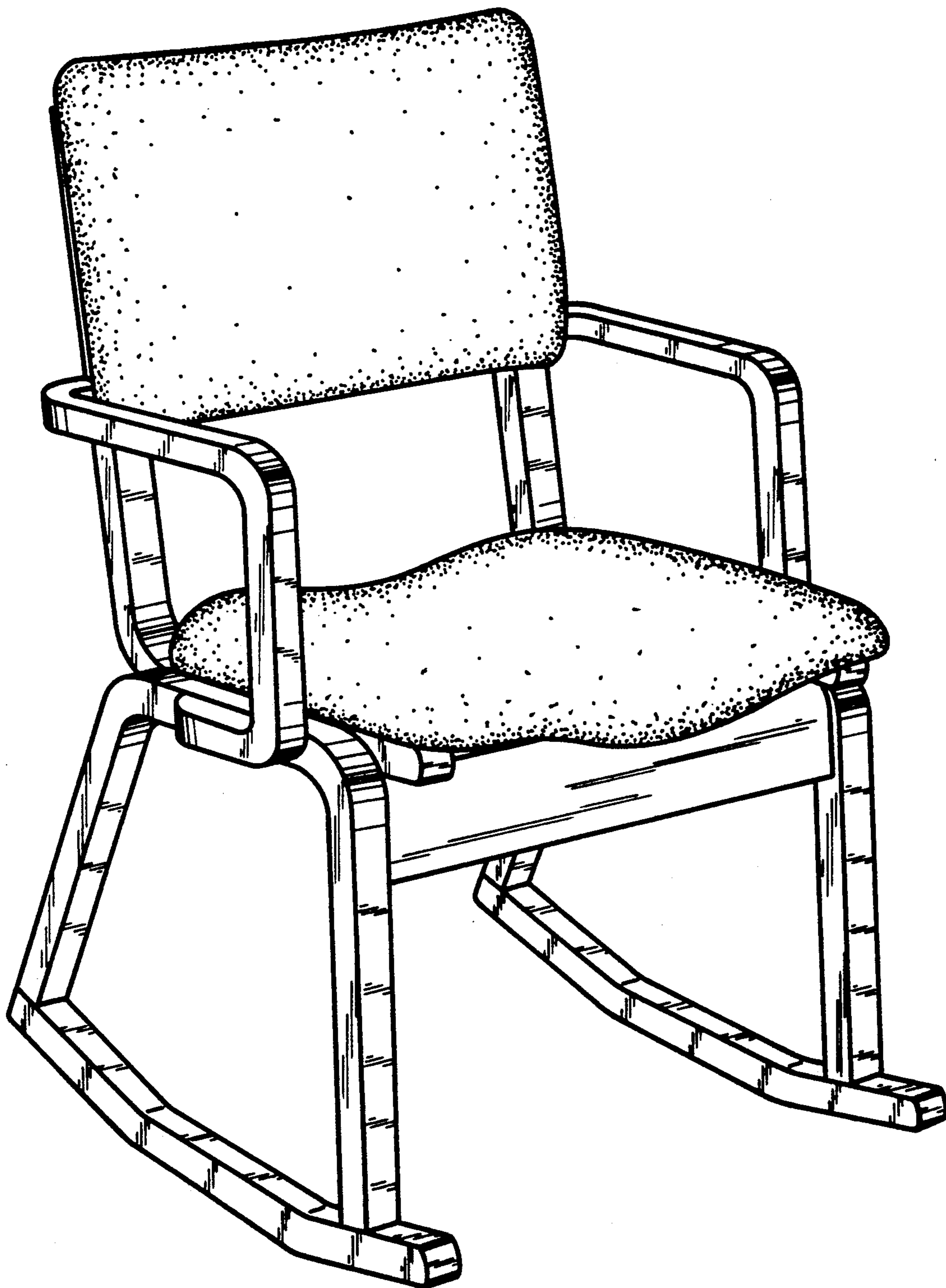
[57] **CLAIM**

The ornamental design for an arm chair, as shown and described.

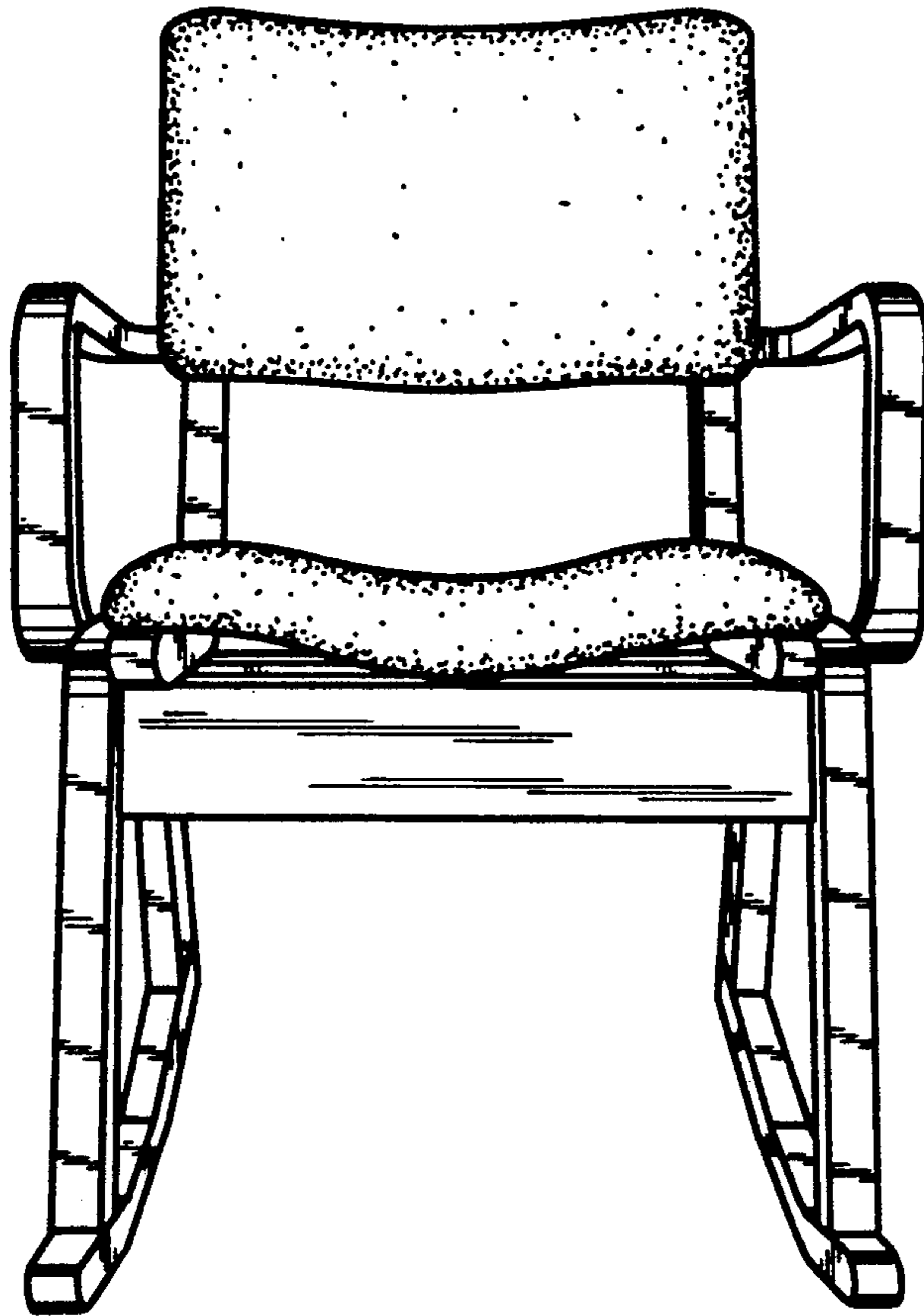
**DESCRIPTION**

FIG. 1 is a left-front perspective view of an arm chair showing my new design;  
FIG. 2 is a front perspective view;  
FIG. 3 is a left side perspective view, the right side being a mirror image thereof;  
FIG. 4 is a top perspective view; and,  
FIG. 5 is a rear perspective view thereof.  
FIGS. 2 through 5 have been drawn to a reduced scale with respect to FIG. 1.

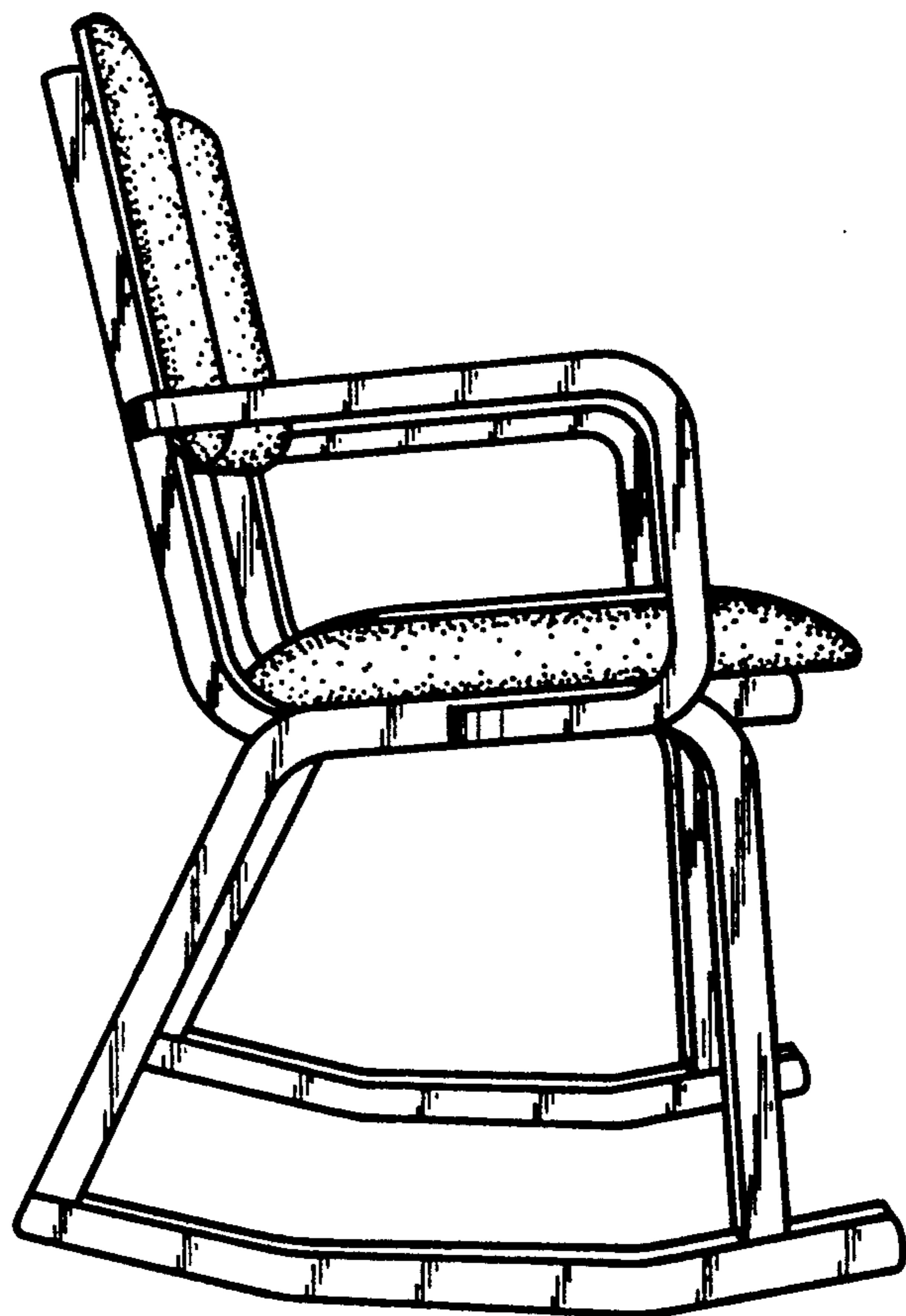




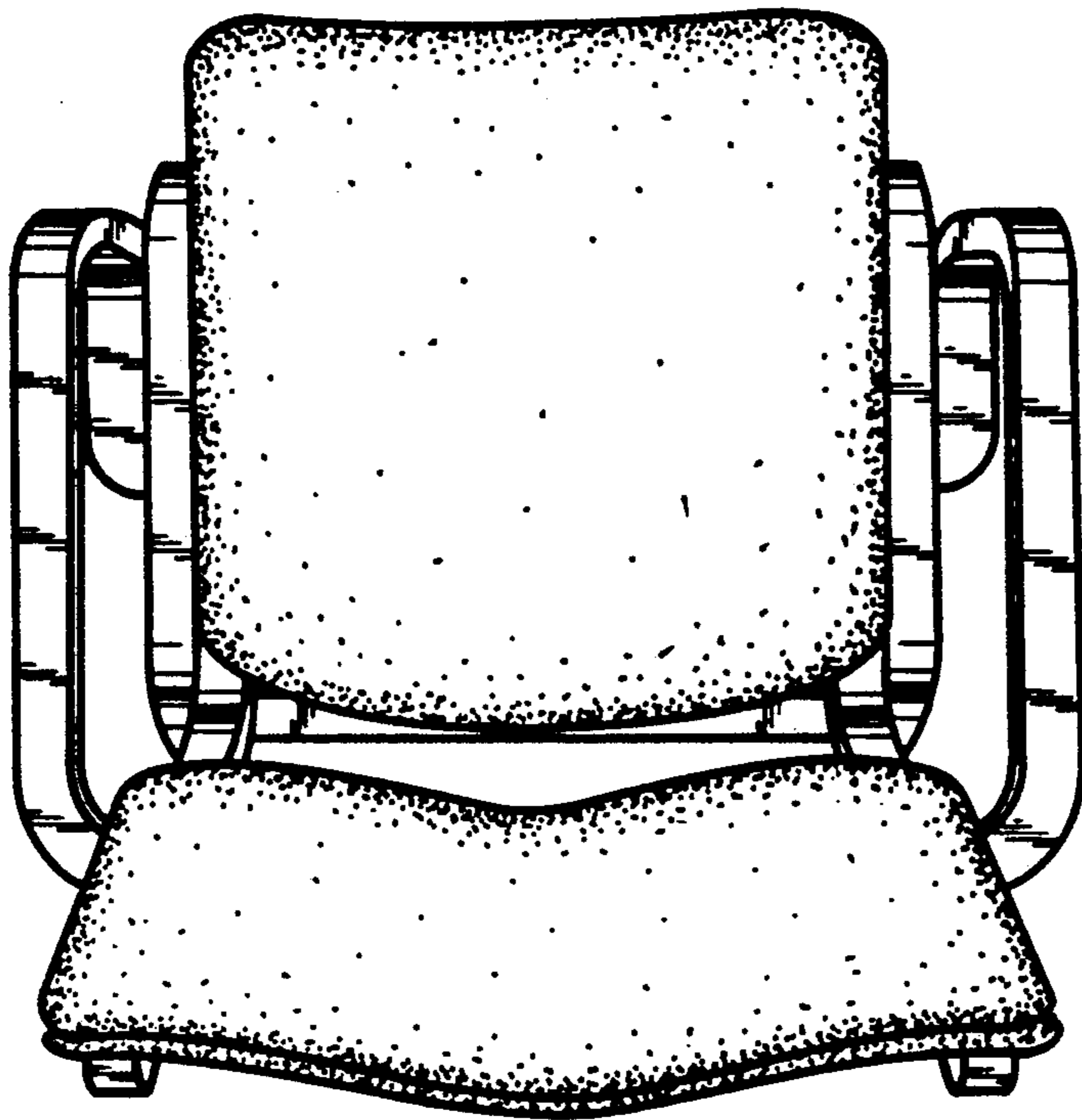
—FIG. 1




—FIG. 2



—FIG. 3



—FIG. 4



—FIG. 5