



US00D330456S

United States Patent [19]

[11] Patent Number: Des. 330,456

Lehman

[45] Date of Patent: ** Oct. 27, 1992

[54] CASE FOR DISKETTES AND CASSETTES

2,828,975	4/1958	Dright	281/19.1
4,511,034	4/1985	Pau	206/444
4,643,301	2/1987	Hehn et al.	206/387
4,676,375	6/1987	Willems et al.	206/444

[76] Inventor: Michael Lehman, 1133 Van Nuys St., San Diego, Calif. 92109

[**] Term: 14 Years

FOREIGN PATENT DOCUMENTS

[21] Appl. No.: 526,327

2305923	10/1976	France	206/387
---------	---------	--------	---------

[22] Filed: May 21, 1990

OTHER PUBLICATIONS

[52] U.S. Cl. D3/35; D3/39; D3/53; D3/71

Hong Kong Enterprise: p. 73, Zippered case on lower right hand corner of page.

[58] Field of Search D3/30.1, 35, 36-38, D3/39, 44, 49, 52, 53, 56, 60, 71-75, 78, 79, 99; D6/359, 407, 423-432, 559, 569; D9/337; D19/26, 28, 76, 92; 150/102, 147; 190/11, 16; 206/45, 45.13, 45.23, 214, 309-313, 373, 387, 412, 425, 444, 472, 496, 561; 220/4.21, 4.23, 507, 520, 555; 224/205; 281/19.1; 294/149, 150

Primary Examiner—A. Hugo Word
Assistant Examiner—Celia Murphy
Attorney, Agent, or Firm—Henri J. A. Charmasson

[57] CLAIM

The ornamental design for a case for diskettes and cassettes, as shown and described.

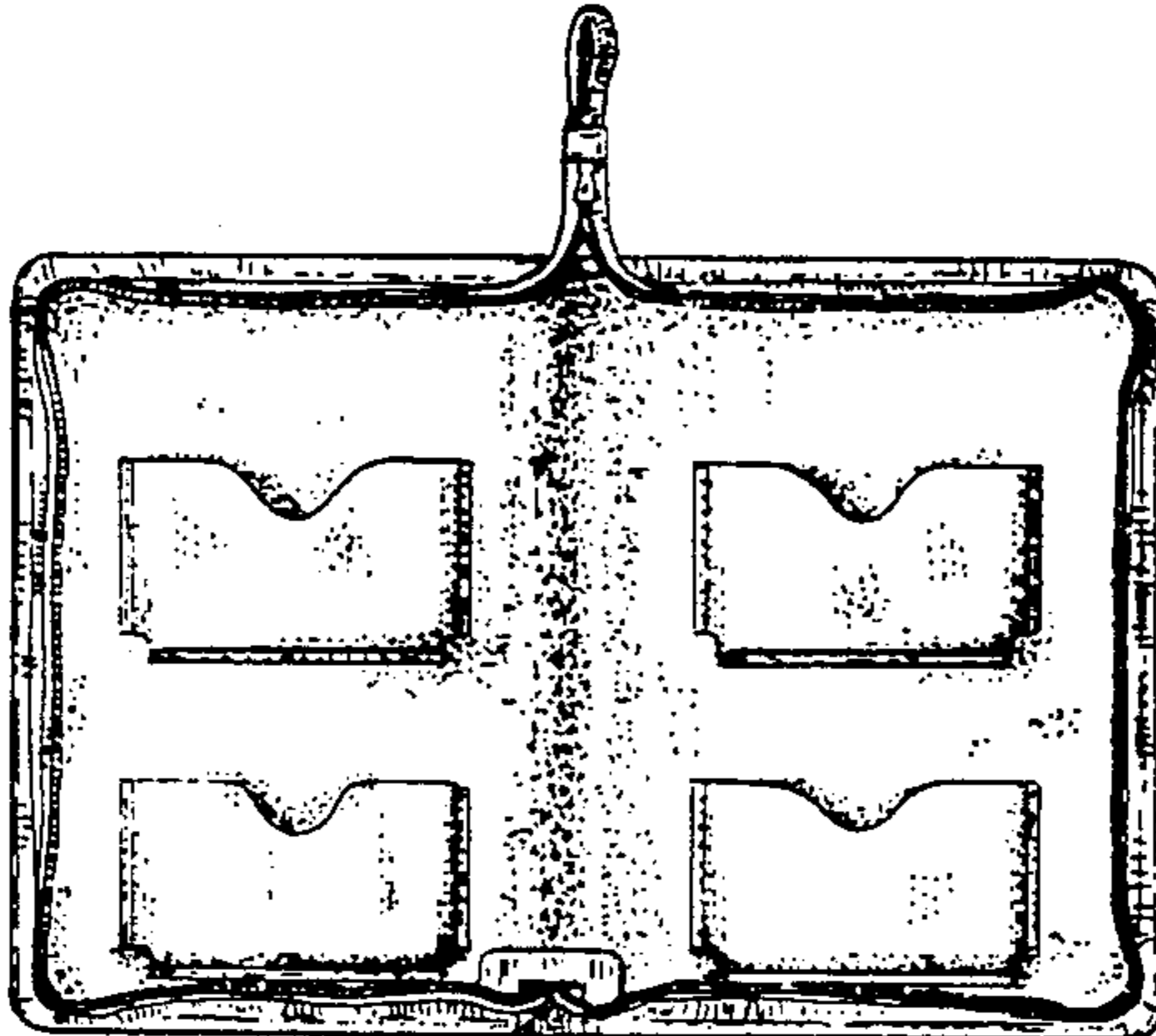
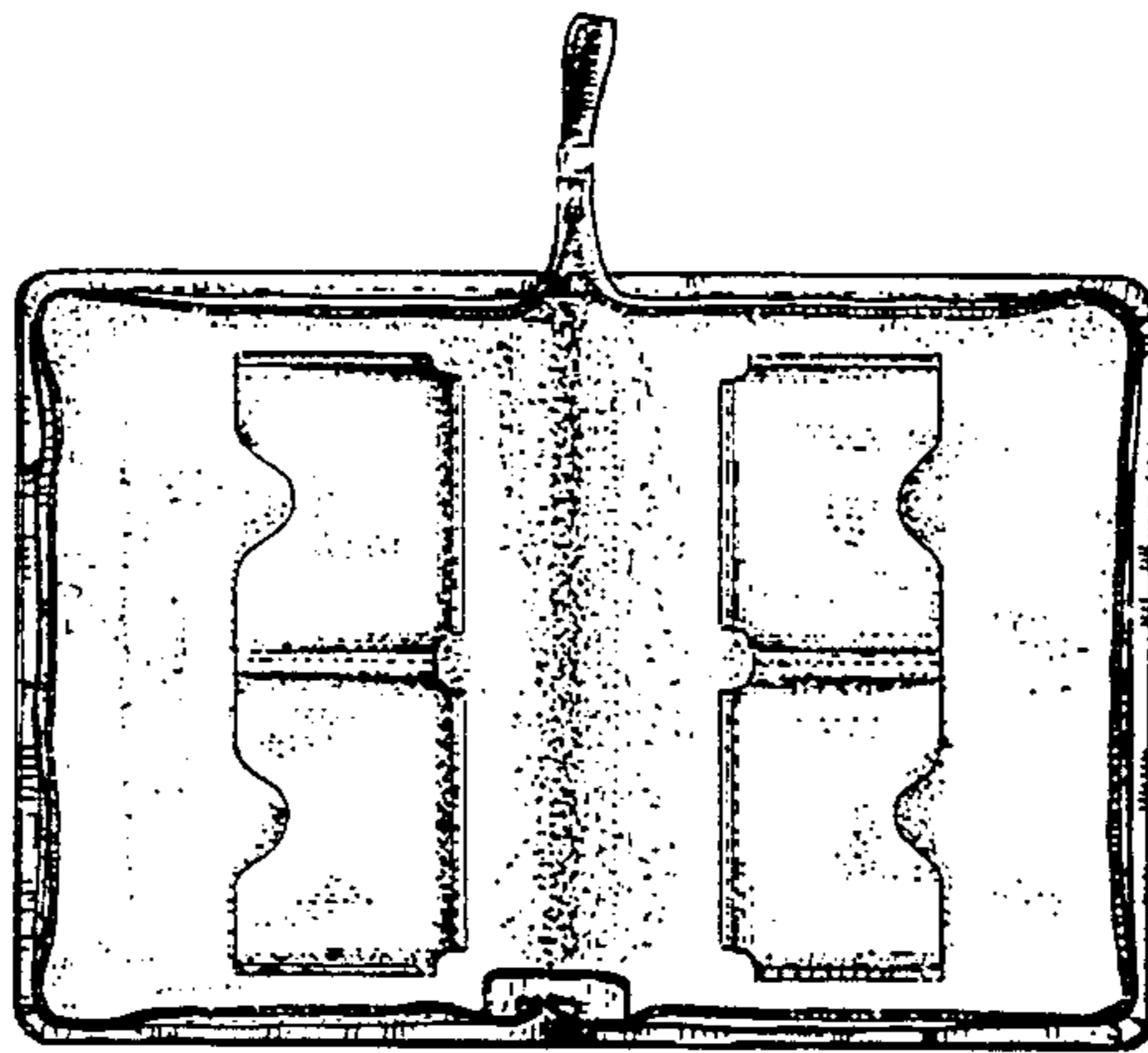
[56] References Cited

DESCRIPTION

U.S. PATENT DOCUMENTS

D. 109,358	4/1938	Ridenhour	D3/39
D. 278,859	5/1985	Katz et al.	D3/53
D. 281,056	10/1985	de la Tour	D9/337
D. 287,146	12/1986	Lin	D3/71
D. 303,042	8/1989	Mackey	D3/35
2,000,302	5/1935	Saloman	190/16
2,038,319	4/1936	Stanley	190/16

FIG. 1 is a perspective view of a case for diskettes and cassettes showing my new design;
FIG. 2 is a right side elevational view thereof;
FIG. 3 is a rear perspective view thereof;
FIG. 4 is a top plan view thereof;
FIG. 5 is a front elevational view thereof; and,
FIG. 6 is a front elevational view of an alternate embodiment of the design shown in FIG. 1.






FIG 1




FIG 2

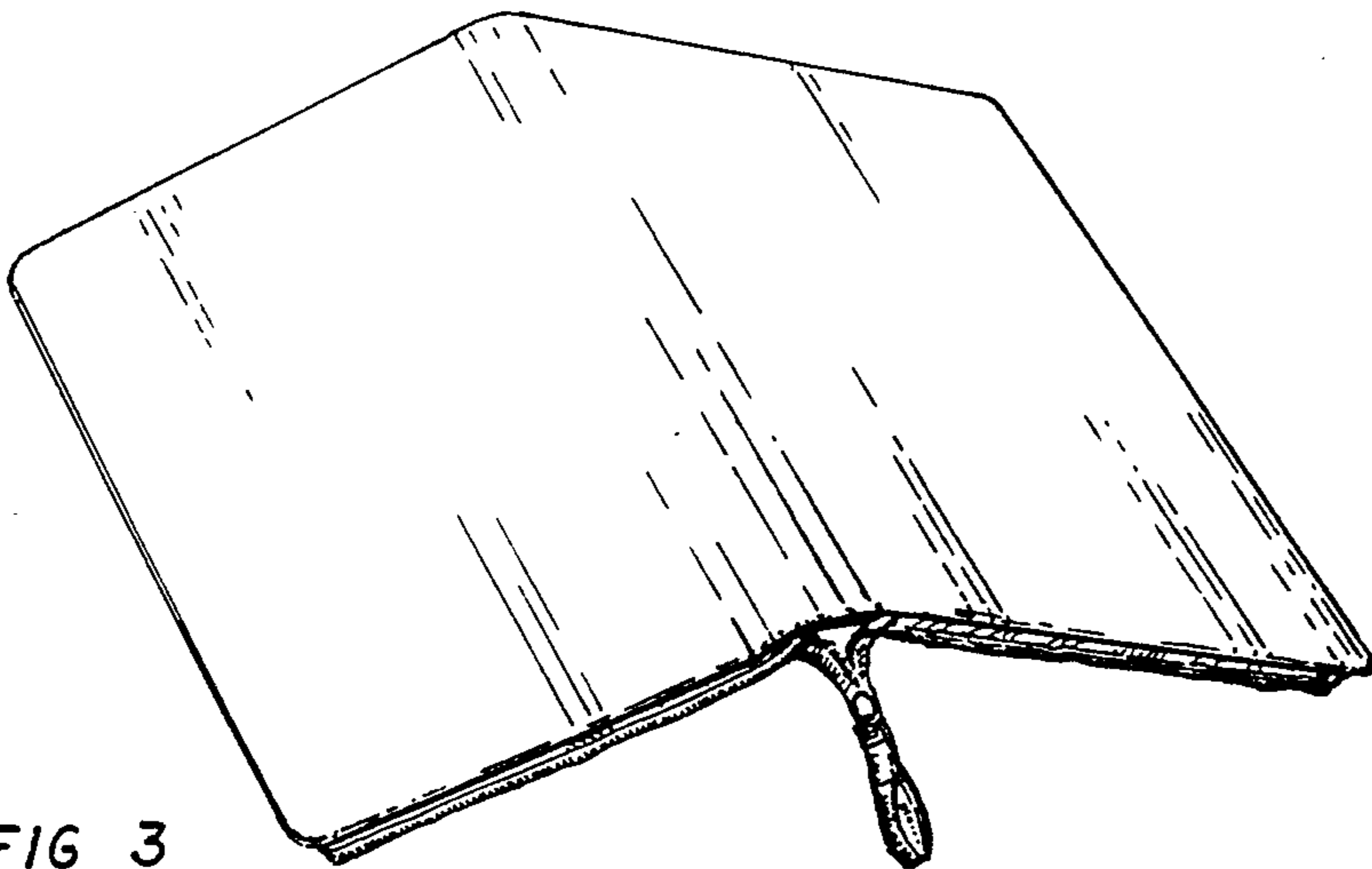


FIG 3




FIG 4

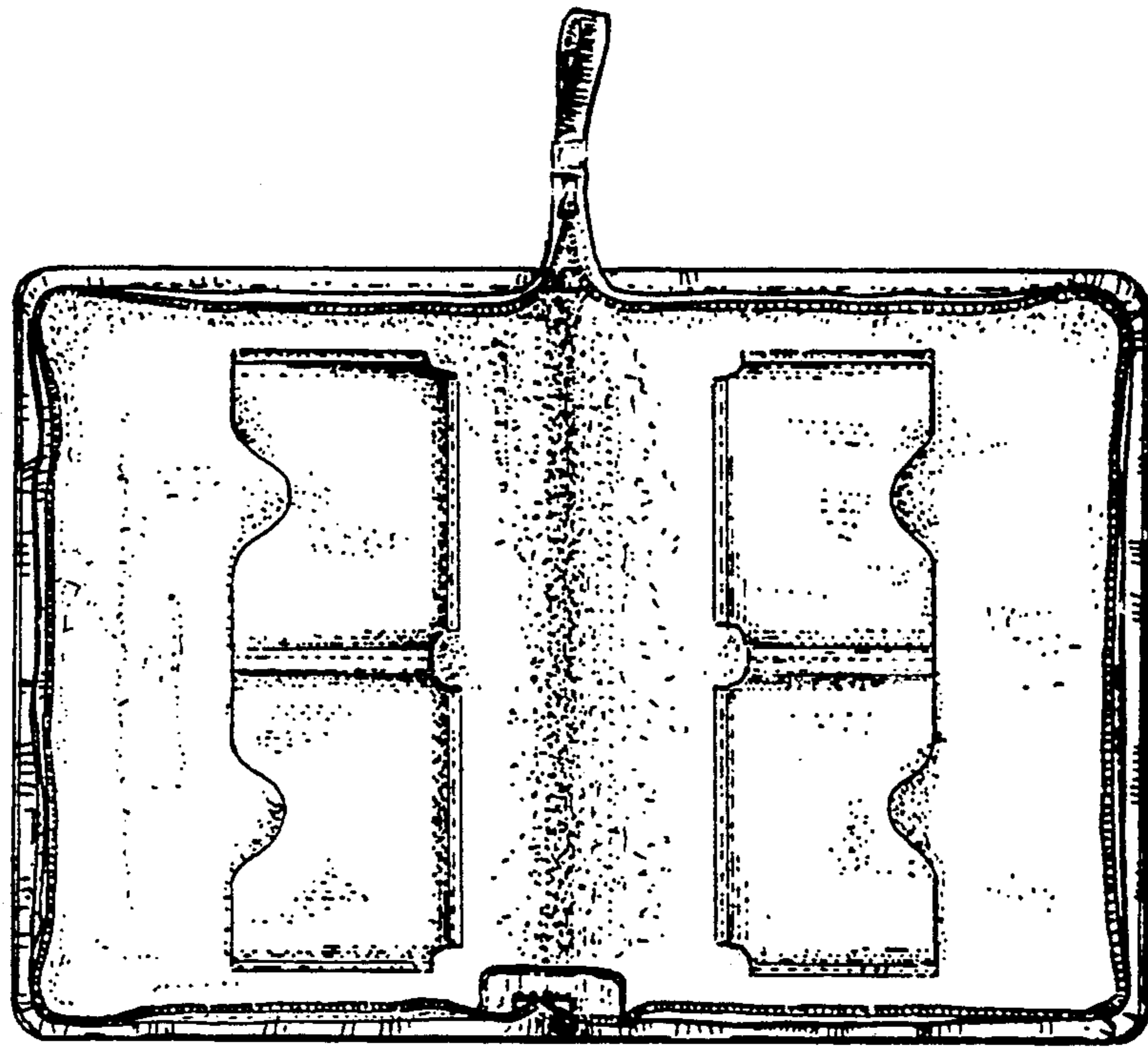


FIG 5

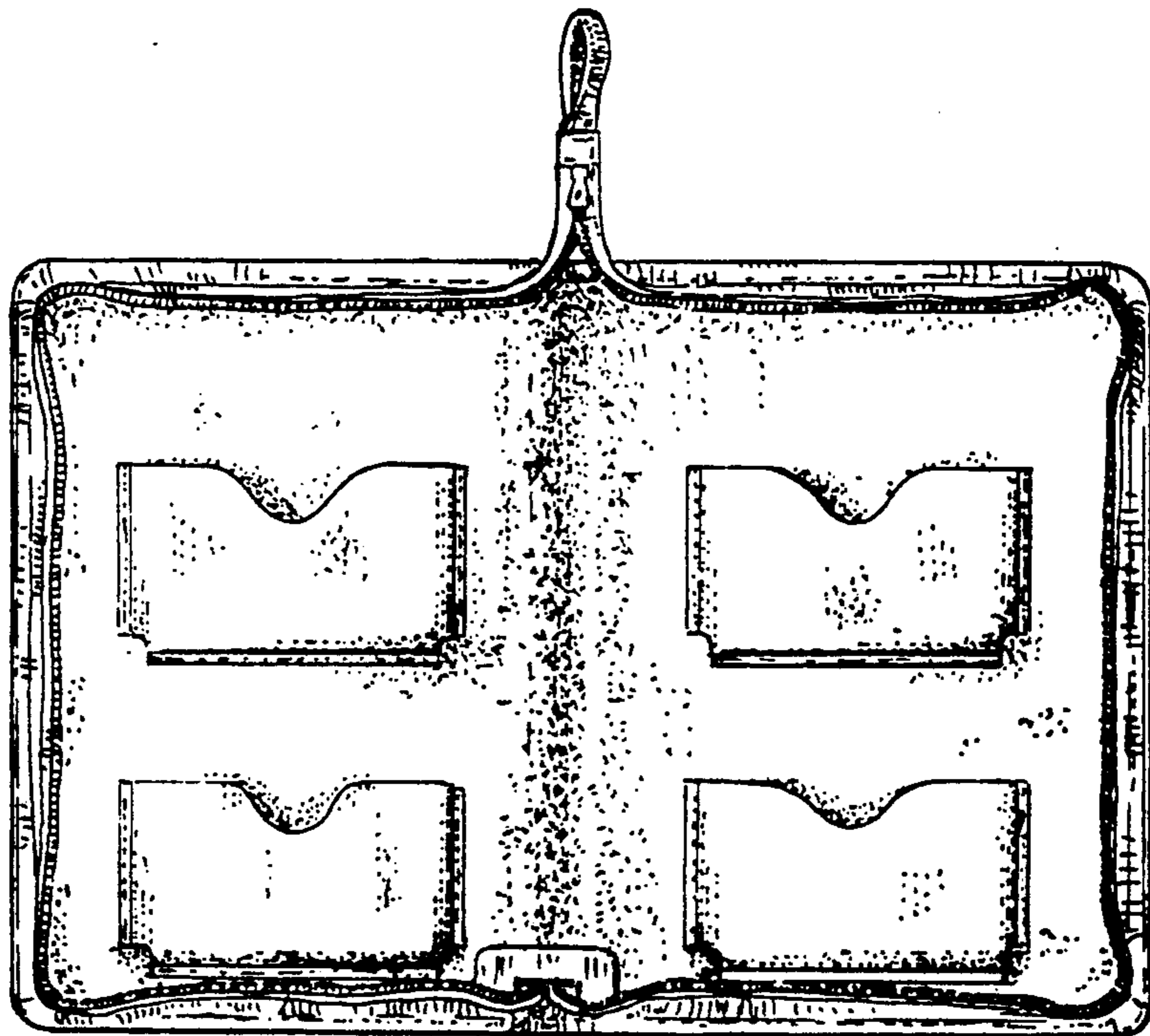


FIG 6