



US00D330443S

United States Patent [19]

Darby

[11] Patent Number: **Des. 330,443**

[45] Date of Patent: **** Oct. 20, 1992**

- [54] **DOG TRANSPORTATION BOX**
- [76] Inventor: **Steven S. Darby, P.O. Box 73, Anderson, S.C. 29622**
- [**] Term: **14 Years**
- [21] Appl. No.: **620,925**
- [22] Filed: **Dec. 3, 1990**
- [52] U.S. Cl. **D30/109; D12/157; D6/446**
- [58] Field of Search **D30/108-109, D30/112-118, 120, 161; 119/15, 16, 17, 19, 28, 28.5, 165, 168; 229/120, 120.1; D3/70, 40, 30.1; D12/157; D6/432, 436, 437, 440, 441, 446, 448**

3,063,414	11/1962	Huber	119/19
3,234,908	2/1966	Doskocil	119/19
4,955,318	9/1990	Melhorn et al.	119/17

FOREIGN PATENT DOCUMENTS

962903	2/1975	Canada	119/165
190957	8/1964	Switzerland	119/17

Primary Examiner—A. Hugo Word
Assistant Examiner—Cathy Anne MacCormac
Attorney, Agent, or Firm—Bailey & Hardaway

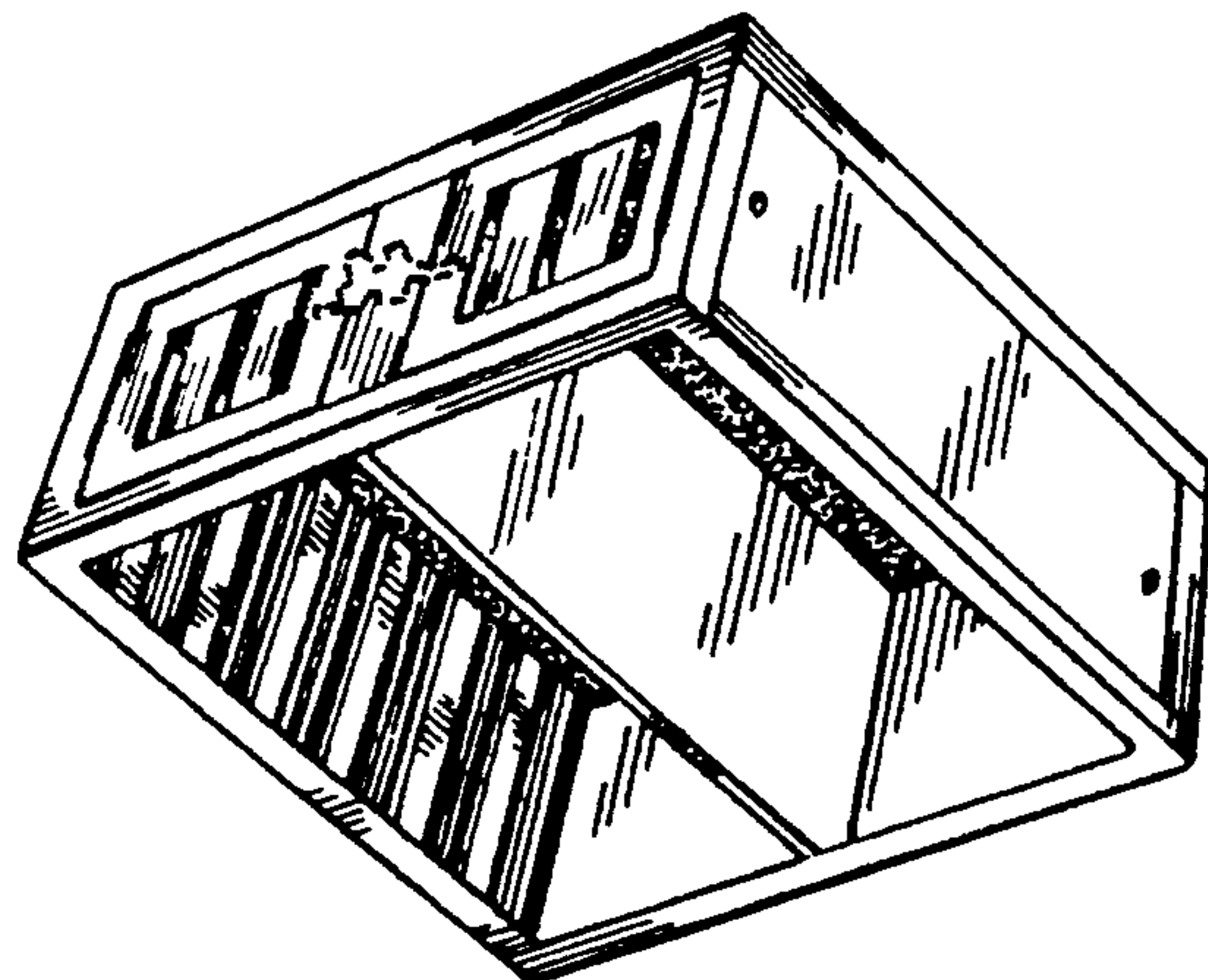
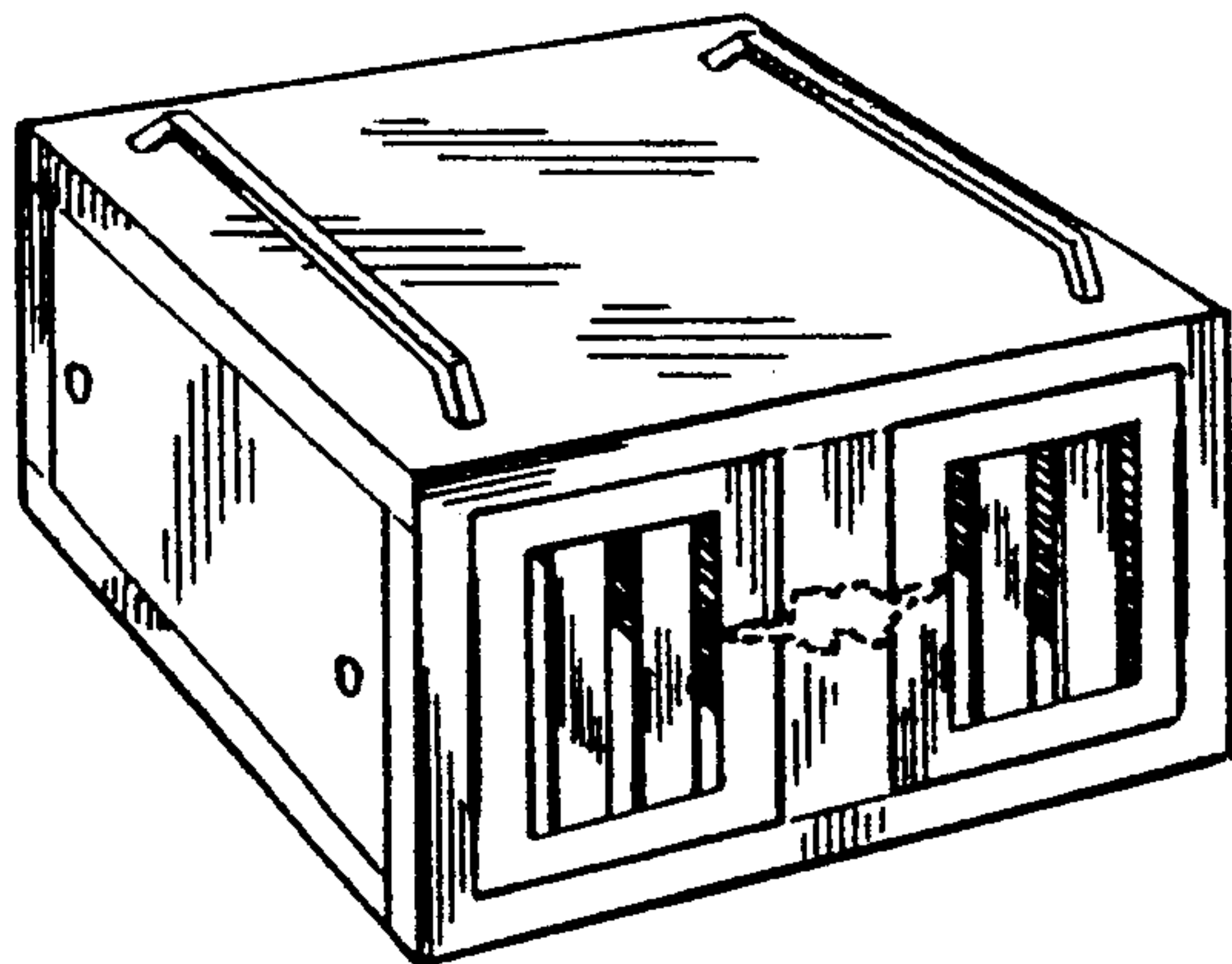
[57] CLAIM

The ornamental design for a dog transportation box, as shown and described.

DESCRIPTION

FIG. 1 is a top, front, and left side perspective view of a dog transportation box showing my new design; FIG. 2 is a top, rear and right side perspective view thereof; and, FIG. 3 is a bottom, front and right side perspective view.

- [56] **References Cited**
- U.S. PATENT DOCUMENTS**
- D. 294,539 3/1988 Coggins D12/157
- D. 305,878 2/1990 Schneider D12/157
- 808,156 12/1905 Hoskins 119/19
- 1,878,459 9/1932 Bliss, Jr. et al. 119/19






Fig. 1.

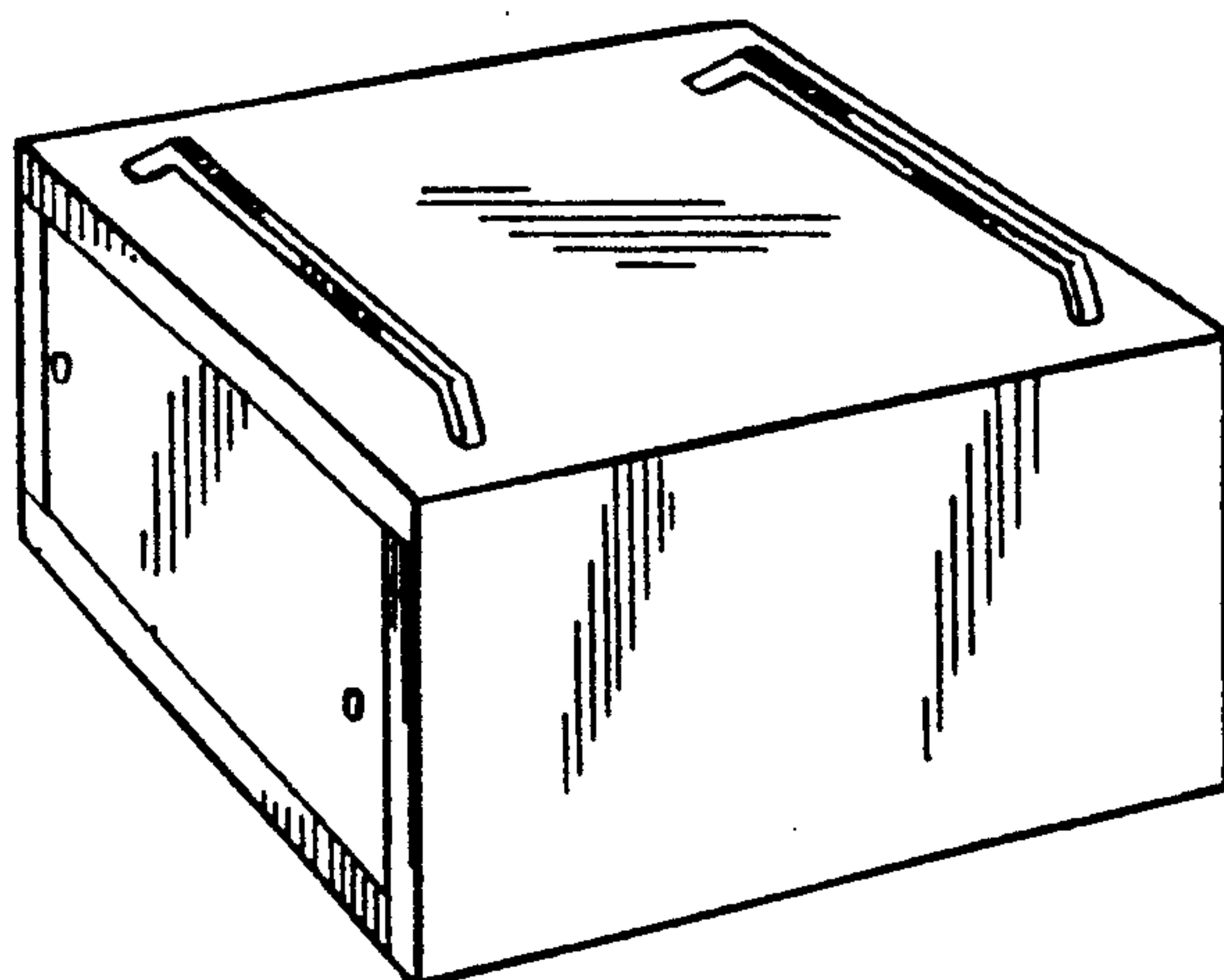


Fig. 2.

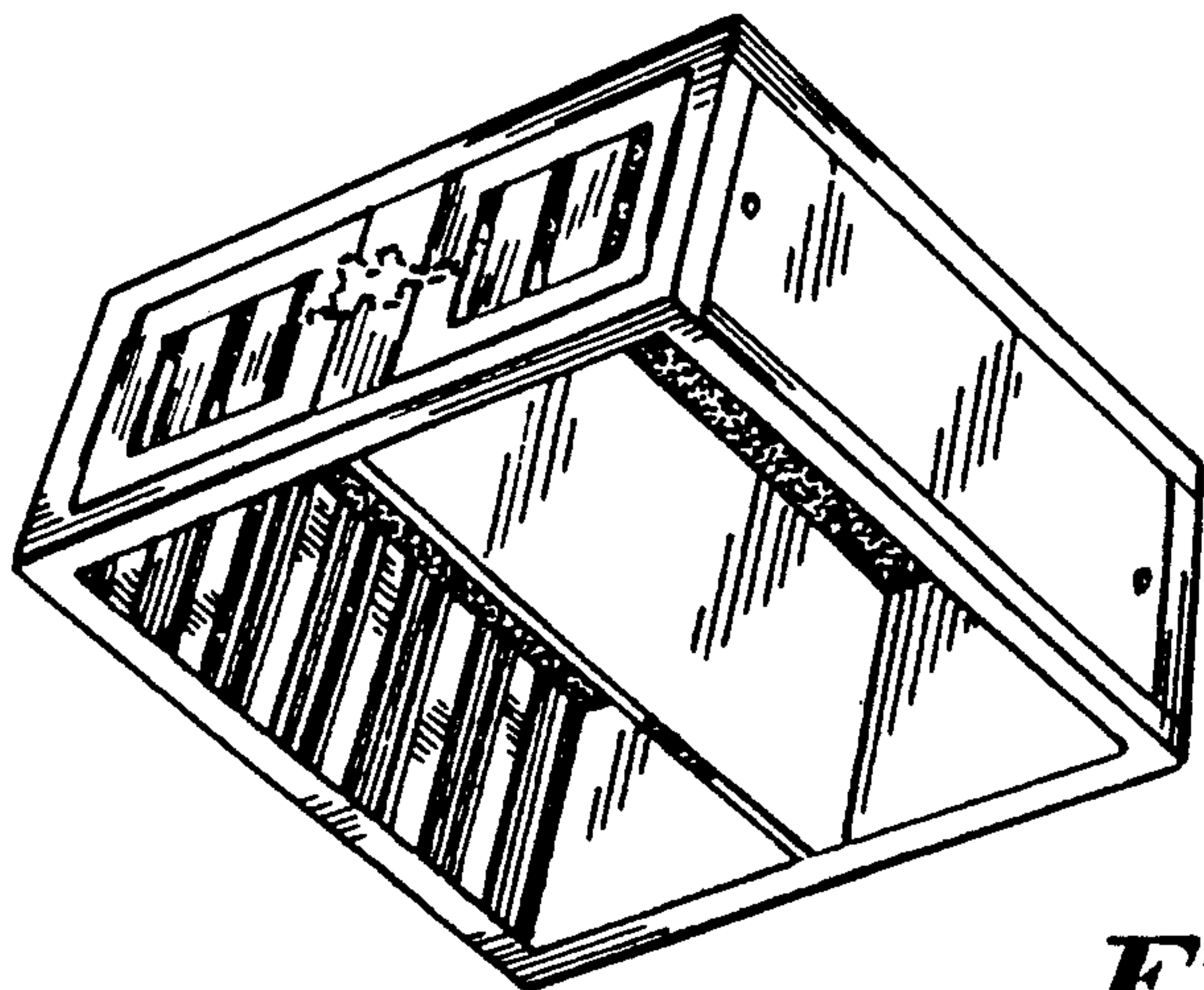


Fig. 3.