



US00D330439S

# United States Patent [19]

[11] Patent Number: **Des. 330,439**

Turcotte

[45] Date of Patent: **\*\* Oct. 20, 1992**

[54] **ELECTRIC CANDELABRUM**

[76] Inventor: **Jean-Luc Turcotte**, 1755, des Érables, Saint-Bruno, Québec, Canada, J3V 4P2

[\*\*] Term: **14 Years**

[21] Appl. No.: **637,525**

[22] Filed: **Jan. 4, 1991**

[52] U.S. Cl. .... **D26/96; D26/13**

[58] Field of Search ..... **D26/9-23, D26/96; 431/288-297; 362/392, 810**

[56] **References Cited**

**U.S. PATENT DOCUMENTS**

D. 87,569	8/1932	Goldman	.....	D26/96
D. 222,592	11/1971	Lee	.....	D26/96
1,721,273	7/1929	Johnson	.....	431/295 X
2,101,971	12/1937	Wolf	.....	362/392

*Primary Examiner*—Susan J. Lucas  
*Attorney, Agent, or Firm*—ROBIC

[57] **CLAIM**

The ornamental design for an electric candelabrum, as shown and described.

**DESCRIPTION**

FIG. 1 is a front elevational view of an electric candelabrum showing my new design, the rear being a mirror image;

FIG. 2 is a side elevational view thereof, the opposite side being a mirror image;

FIG. 3 is a top plan view thereof;

FIG. 4 is a front elevational view of a second embodiment of my new design, the rear being a mirror image;

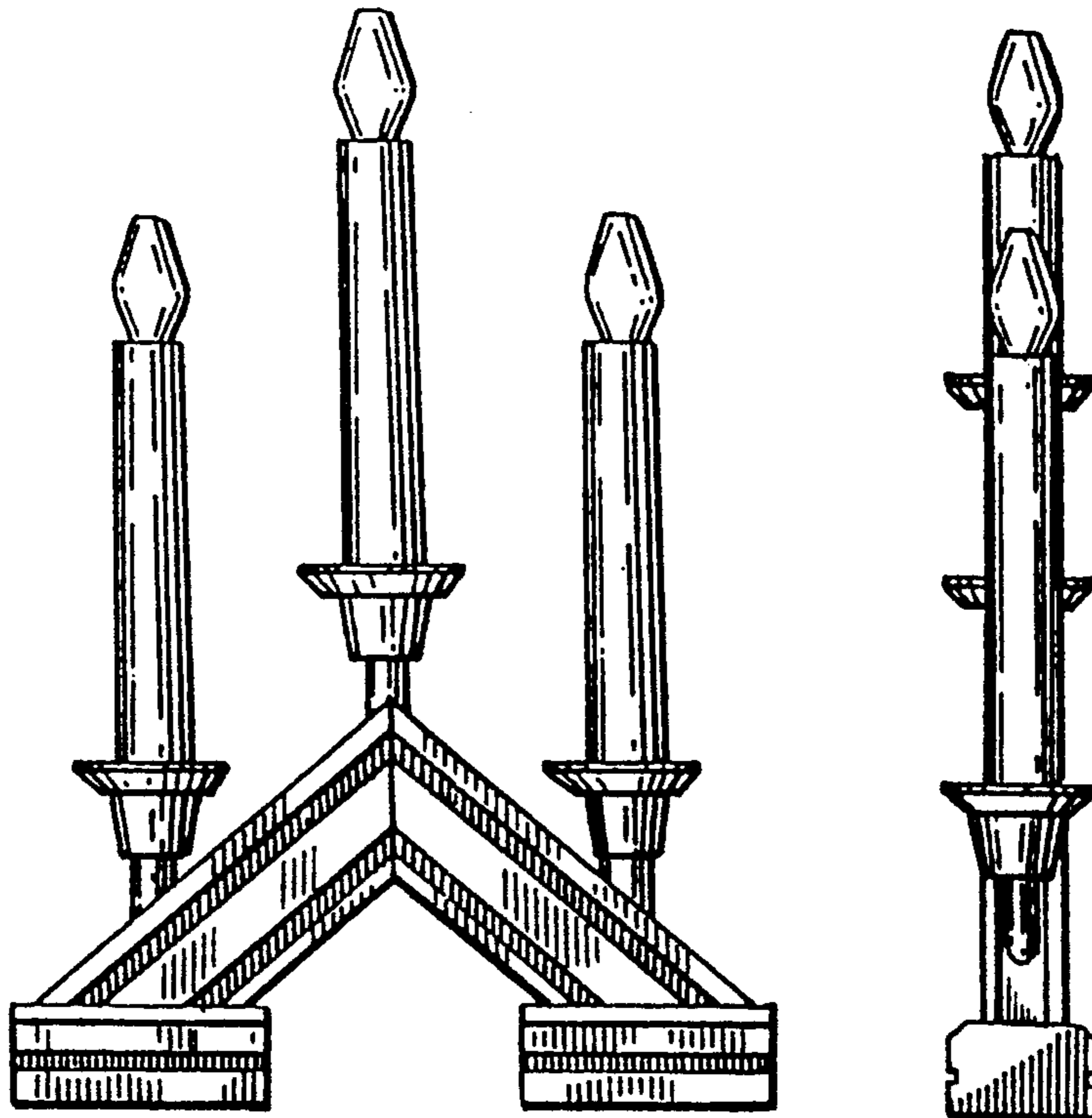
FIG. 5 is a side elevational view thereof, the opposite side being a mirror image;

FIG. 6 is a top plan view thereof;

FIG. 7 is a front elevational view of a third embodiment of my new design, the rear being a mirror image;

FIG. 8 is a side elevational view thereof, the opposite side being a mirror image; and,

FIG. 9 is a top plan view thereof.






FIG. 1

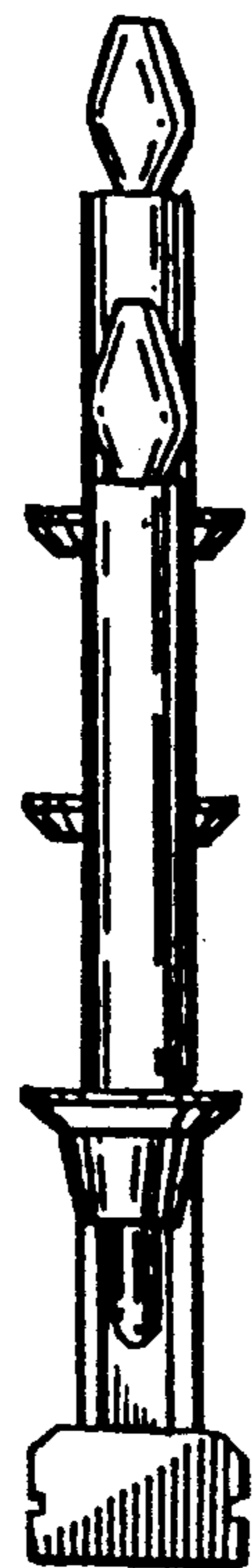


FIG. 2




FIG. 3




FIG. 4

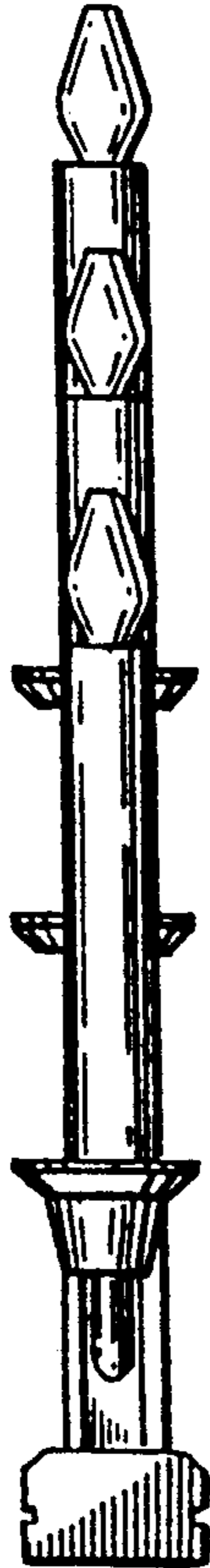


FIG. 5

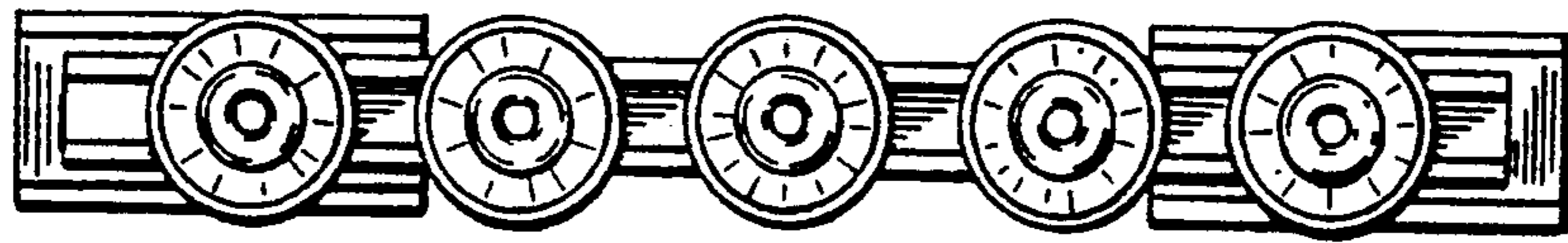


FIG. 6

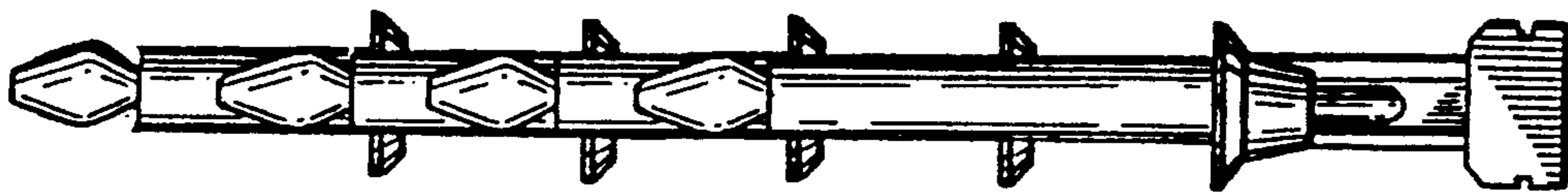


FIG. 8

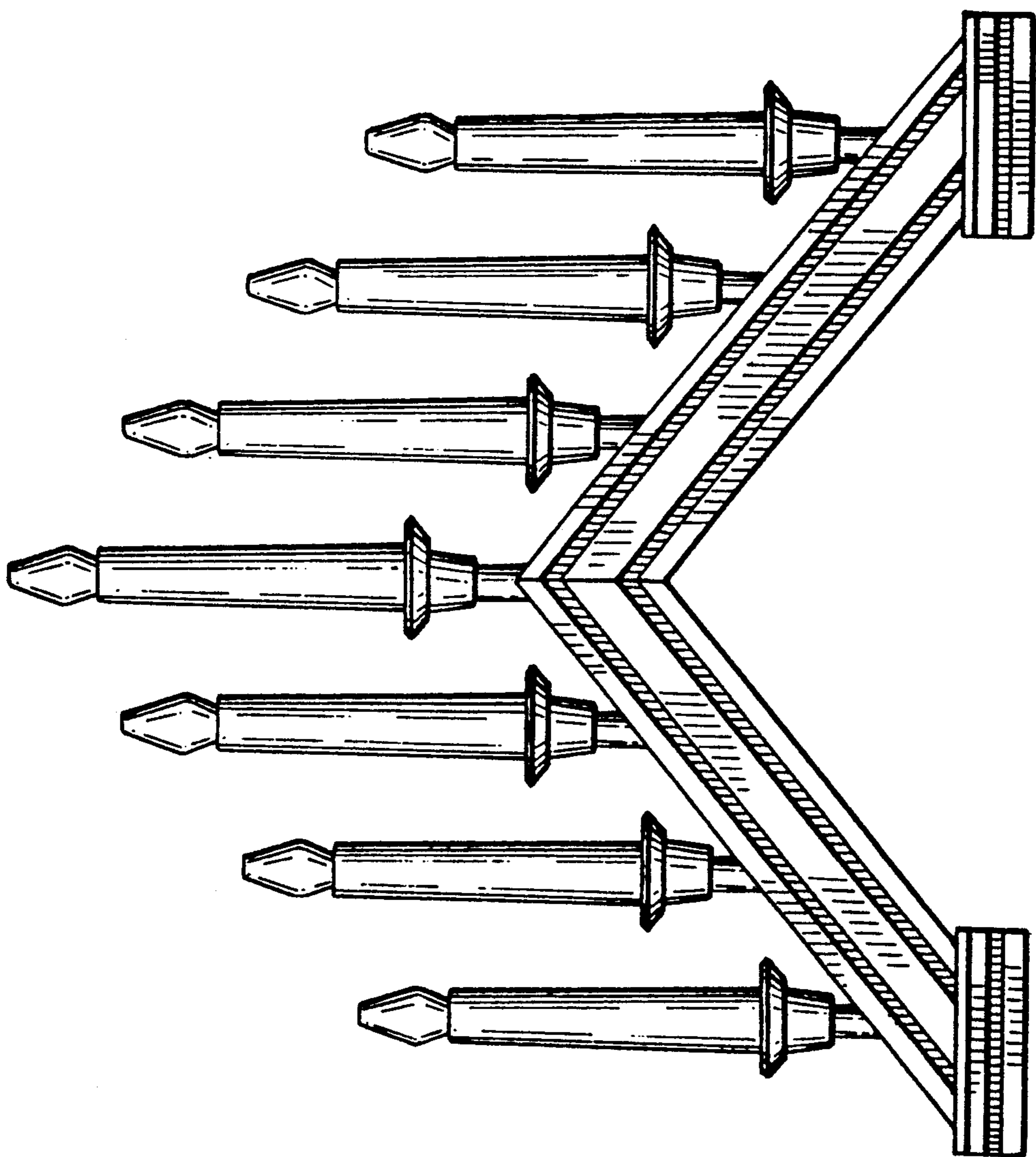


FIG. 7

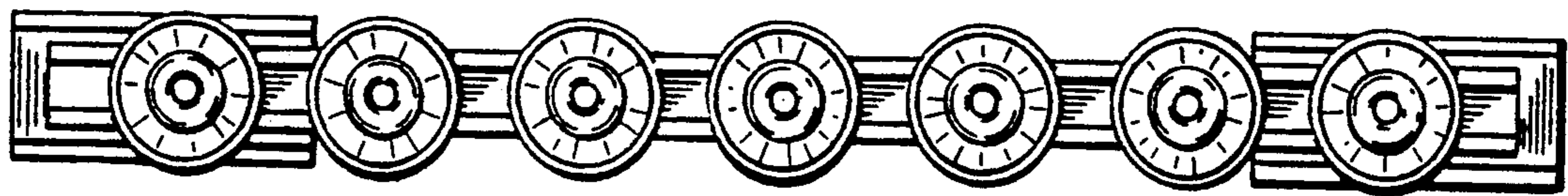


FIG. 9