



US00D330405S

United States Patent [19]

[11] Patent Number: **Des. 330,405**

Luchak

[45] Date of Patent: **** Oct. 20, 1992**

[54] SKINNING KNIFE

3,883,952 5/1975 Strovas 30/299
4,546,510 10/1985 Harrison D8/99 X

[76] Inventor: **Robert M. Luchak**, 15705
Woodforest, Channelview, Tex.
77530

OTHER PUBLICATIONS

[**] Term: **14 Years**

Blade Magazine, Mar./Apr. 1988, p. 24, Game Skinner Knife.

[21] Appl. No.: **783,081**

Knives & Knifemaker by S. Latham ©1973, p. 59
Knives & #1 and #2.

[22] Filed: **Oct. 28, 1991**

Knives & Knifemarkers by Sid Latham ©1973 p. 64.
Knives #1 and 2.

Related U.S. Application Data

Primary Examiner—A. Hugo Word
Assistant Examiner—Doris V. Coles
Attorney, Agent, or Firm—Kenneth A. Roddy

[63] Continuation-in-part of Ser. No. 533,064, Jun. 4, 1990.

[52] U.S. Cl. **D22/118; D7/649**

[58] Field of Search **D22/118, 149;**
D7/649-652; D8/98, 99; 30/151-161, 298, 291,
314, 317, 340, 294, 344, 343

[57] CLAIM

The ornamental design for a skinning knife, as shown and described.

[56] References Cited

U.S. PATENT DOCUMENTS

- D. 51,772 2/1918 Berkshire D7/649
- D. 224,399 7/1972 Spivey D22/118
- D. 257,056 9/1980 Spivey D22/118
- D. 275,360 9/1984 Child D22/118
- 449,031 3/1891 Bernard D7/649 X

DESCRIPTION


FIG. 1 is a side elevation view of a skinning knife showing my new design, the opposite side being a mirror image of that shown;

FIG. 2 is a top plan view thereof;

FIG. 3 is a bottom plan view thereof;

FIG. 4 is a front elevational view thereof; and,

FIG. 5 is a rear elevational view thereof.



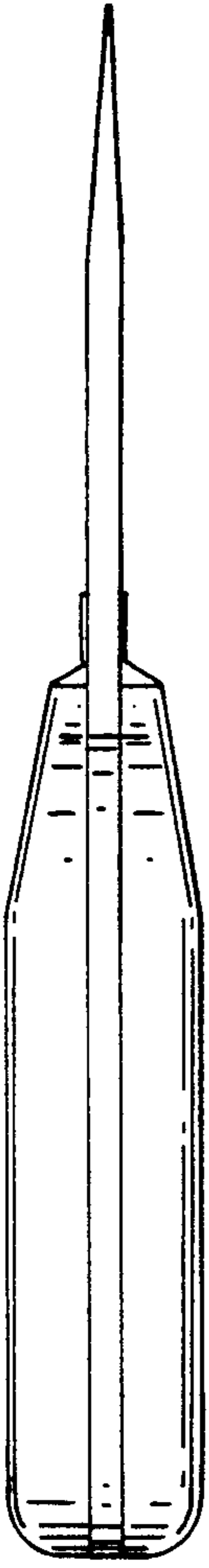


fig. 2

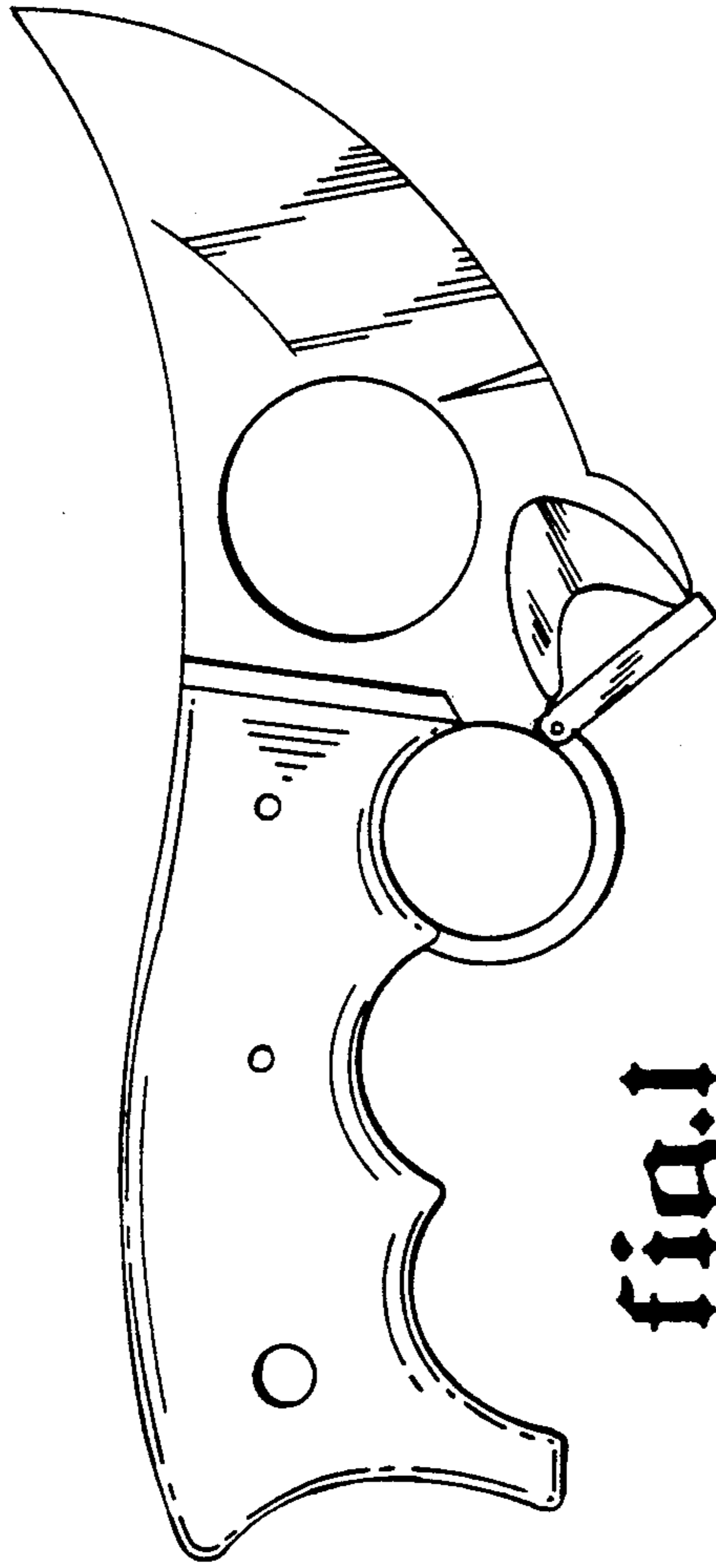


fig. 1

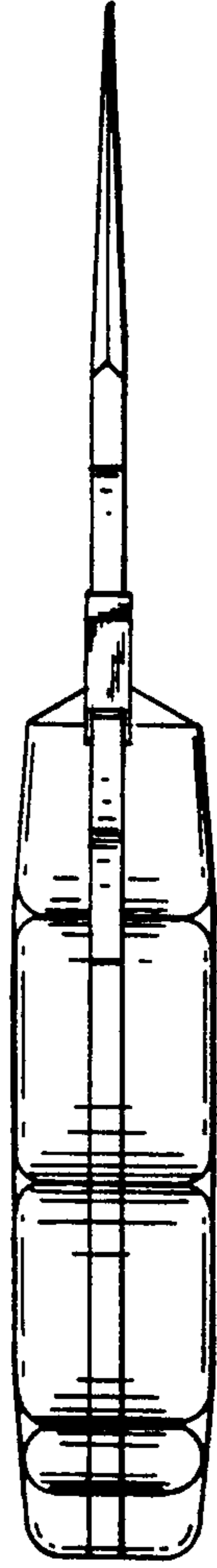


fig. 3

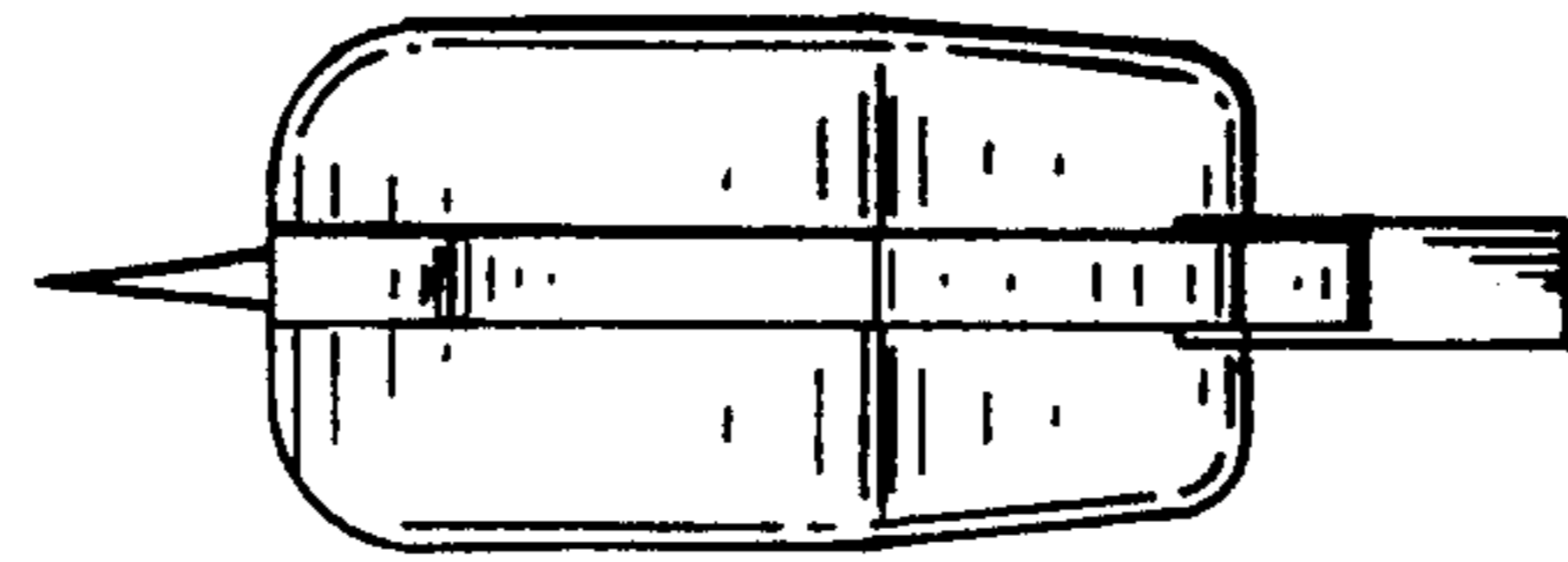


fig. 5




fig. 4