



US00D330392S

United States Patent [19]

[11] Patent Number: **Des. 330,392**

Vazeille et al.

[45] Date of Patent: **** Oct. 20, 1992**

[54] SIGN POST

D. 40,177	7/1909	Gould	D20/16
D. 73,425	9/1927	Dixon	D20/16
D. 128,270	7/1941	Torbeck et al.	D20/16
2,304,968	12/1942	Torbeck et al.	362/812

[75] Inventors: **Joel Vazeille, Paris; Xavier Arduin, Boulogne, both of France**

[73] Assignee: **C.S.I.M., Paris, France**

Primary Examiner—Wallace R. Burke
Assistant Examiner—Marcus Jackson
Attorney, Agent, or Firm—Liddy Sullivan Galway
Begler & Peroff

[**] Term: **14 Years**

[21] Appl. No.: **334,945**

[57] **CLAIM**

[22] Filed: **Apr. 7, 1989**

The ornamental design for a sign post, as shown.

[30] **Foreign Application Priority Data**

DESCRIPTION


Oct. 7, 1988	[FR]	France	88 6216
[52]	U.S. Cl.		D20/10
[58]	Field of Search	D20/10, 16, 41; 40/584, 40/606, 607, 608, 557, 558	

FIG. 1 is a front elevational view of a sign post showing my new design;
FIG. 2 is a left side elevational view thereof;
FIG. 3 is a right side elevational view thereof;
FIG. 4 is a rear elevational view thereof;
FIG. 5 is a top plan view thereof;
FIG. 6 is a bottom plan view thereof; and,
FIG. 7 is a perspective view thereof.

[56] **References Cited**

U.S. PATENT DOCUMENTS

D. 14,711 8/1919 McDannell D20/10






FIG. 1

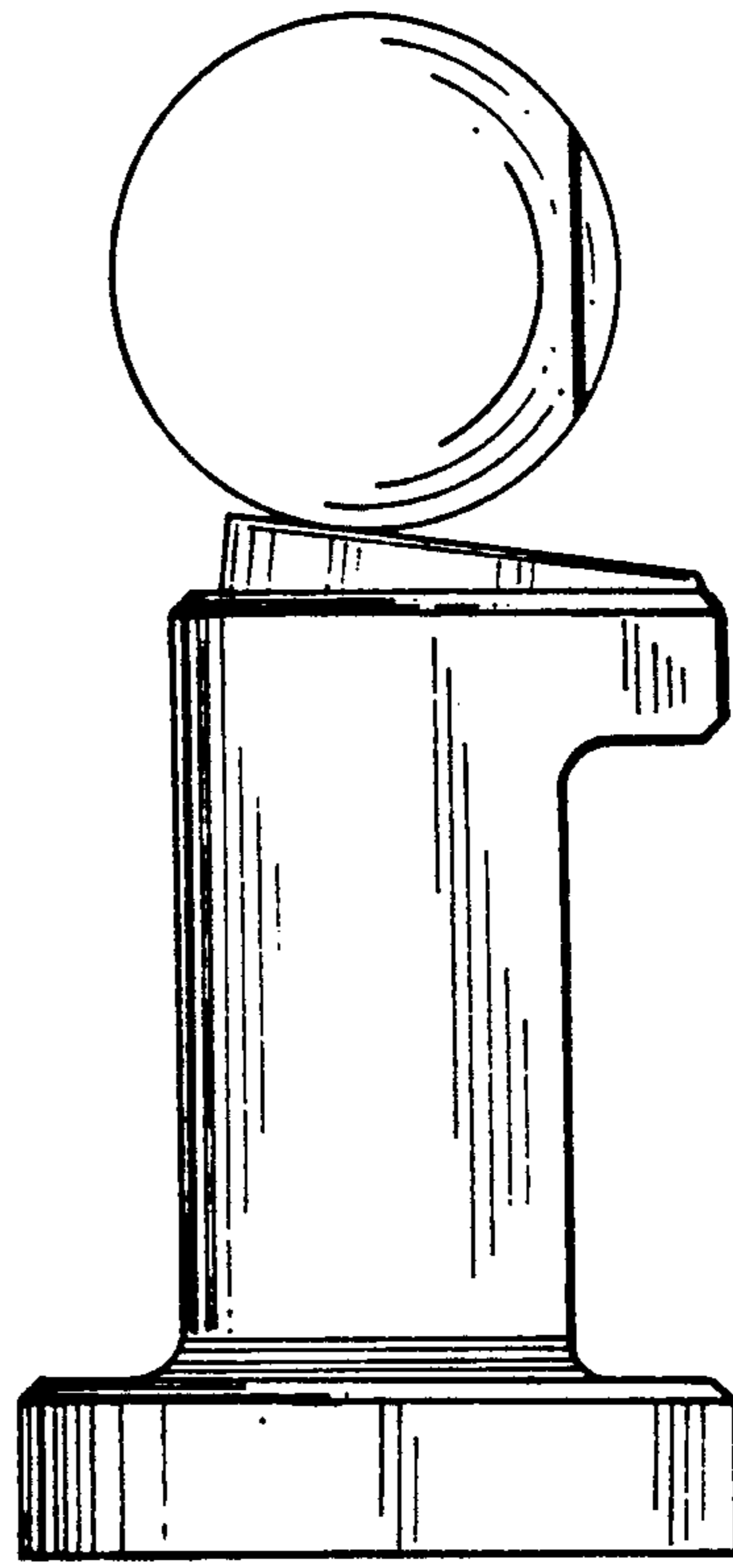


FIG. 2




FIG. 3

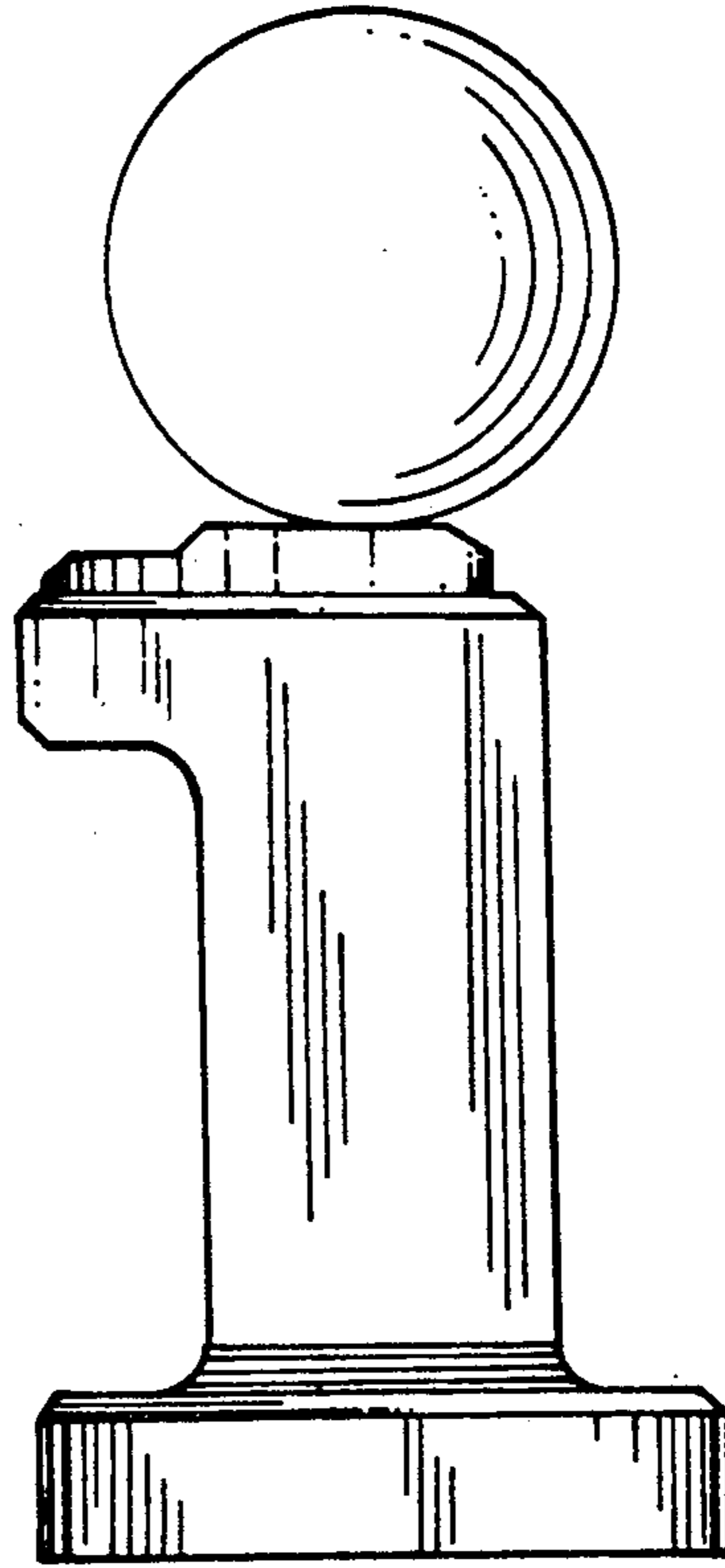


FIG. 4

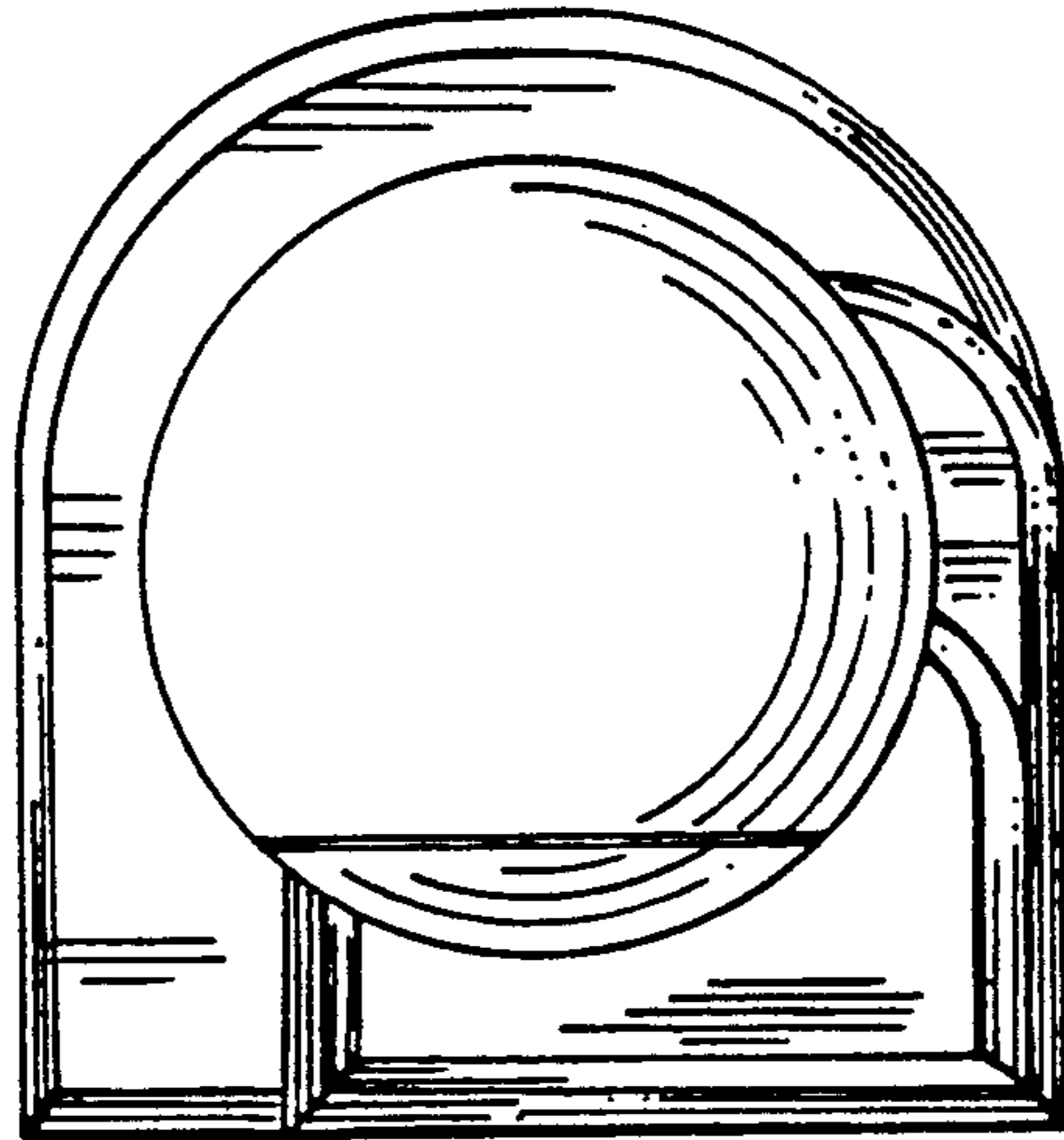


FIG. 5




FIG. 6




FIG. 7