



US00D330390S

# United States Patent [19]

[11] Patent Number: **Des. 330,390**

**Pernesiglio**

[45] Date of Patent: **\*\* Oct. 20, 1992**

[54] **PAPERWEIGHT**

[75] Inventor: **Ralph Pernesiglio, Smithtown, N.Y.**

[73] Assignee: **Richland Park Associates, Inc.,  
Melville, N.Y.**

[\*\*] Term: **14 Years**

[21] Appl. No.: **537,745**

[22] Filed: **Jun. 14, 1990**

[52] U.S. Cl. .... **D19/97; D19/96;  
D11/160**

[58] Field of Search ..... **D19/65, 96, 97, 99,  
D19/100, 81-85; D11/13, 157, 160; 428/542.2,  
542.4, 15, 16; D9/311, 314**

[56] **References Cited**

**U.S. PATENT DOCUMENTS**

D. 39,603	10/1908	Pretz	.....	D11/160
D. 75,533	6/1928	Taylor	.....	D9/314
D. 208,172	7/1967	Morrison	.....	D9/314
D. 240,715	7/1976	Schwartz	.....	D9/314 X
D. 241,308	9/1976	Hoskins	.....	D11/160 X
D. 241,315	9/1976	Hoskins	.....	D11/160 X
D. 243,938	4/1977	Aymar	.....	D11/160

D. 252,277	7/1979	Chaires	.....	D19/82 X
D. 274,933	8/1984	Becker	.....	D11/131
D. 292,384	10/1987	McLean	.....	D11/160
D. 319,803	9/1991	Tramer	.....	D11/157

**OTHER PUBLICATIONS**

Foster House Catalog, p. 10 see Cube Paperweight lower left.

*Primary Examiner*—Donald P. Walsh  
*Assistant Examiner*—Martha Thompson

[57] **CLAIM**

The ornamental design for a paperweight, as shown and described.

**DESCRIPTION**

FIG. 1 is a top, right front perspective view of a paperweight showing my new design;  
FIG. 2 is a top plan view thereof;  
FIG. 3 is a right side elevational view thereof;  
FIG. 4 is a left side elevational view thereof;  
FIG. 5 is a front elevational view thereof; and,  
FIG. 6 is a rear elevational view thereof.  
FIGS. 3 through 6 have been drawn to a reduced scale with respect to FIGS. 1 and 2.

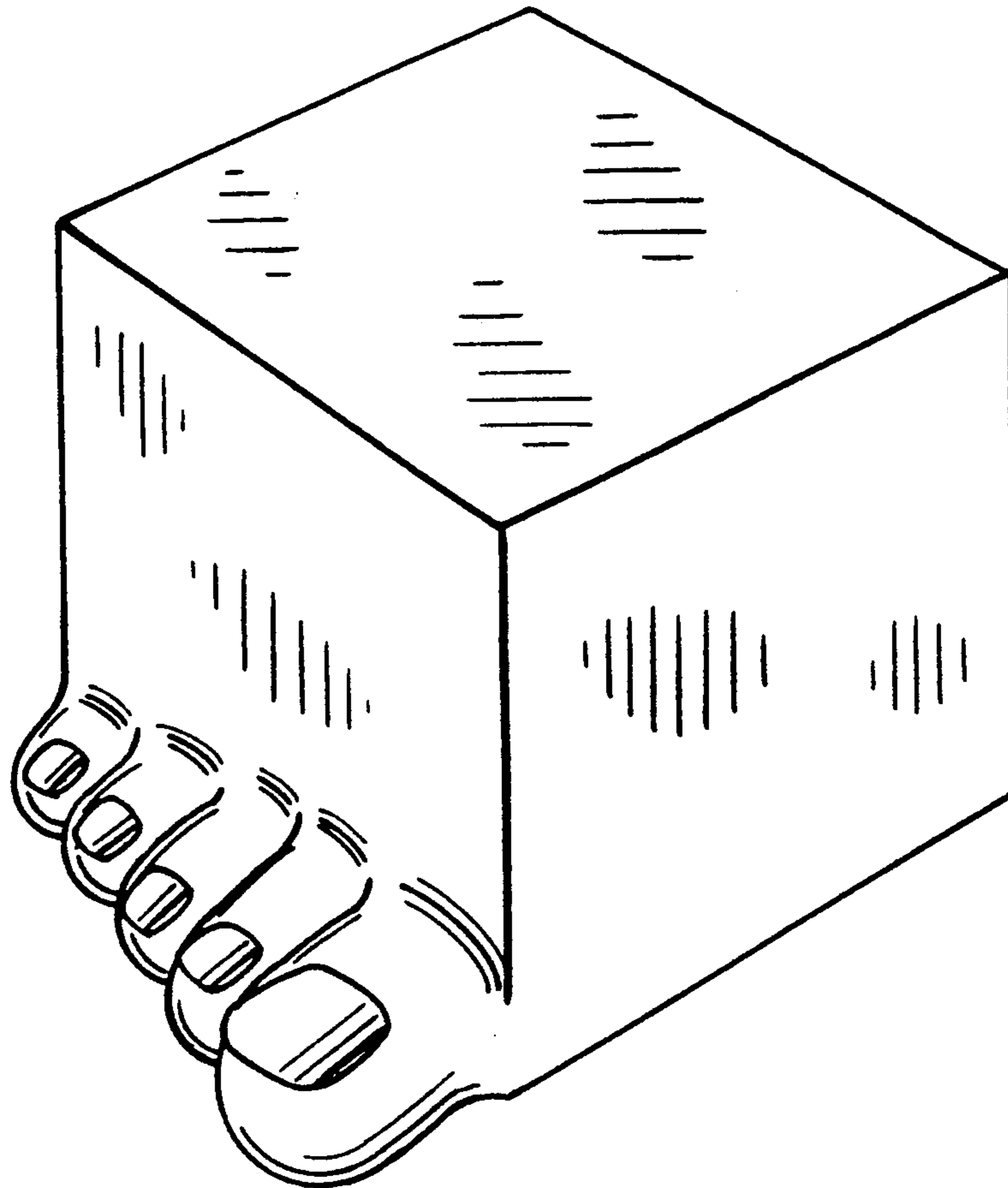


Fig. 1

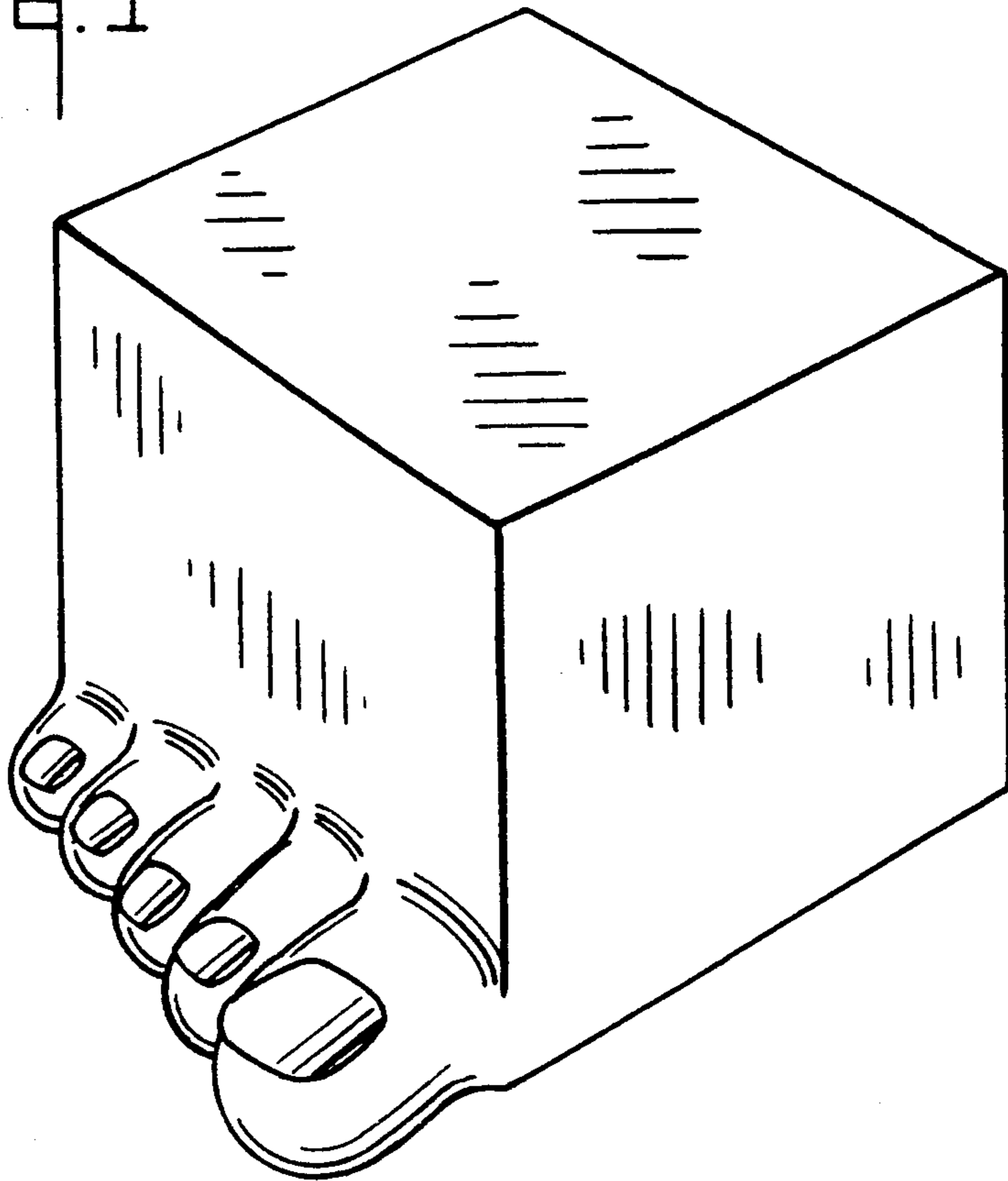


Fig. 2

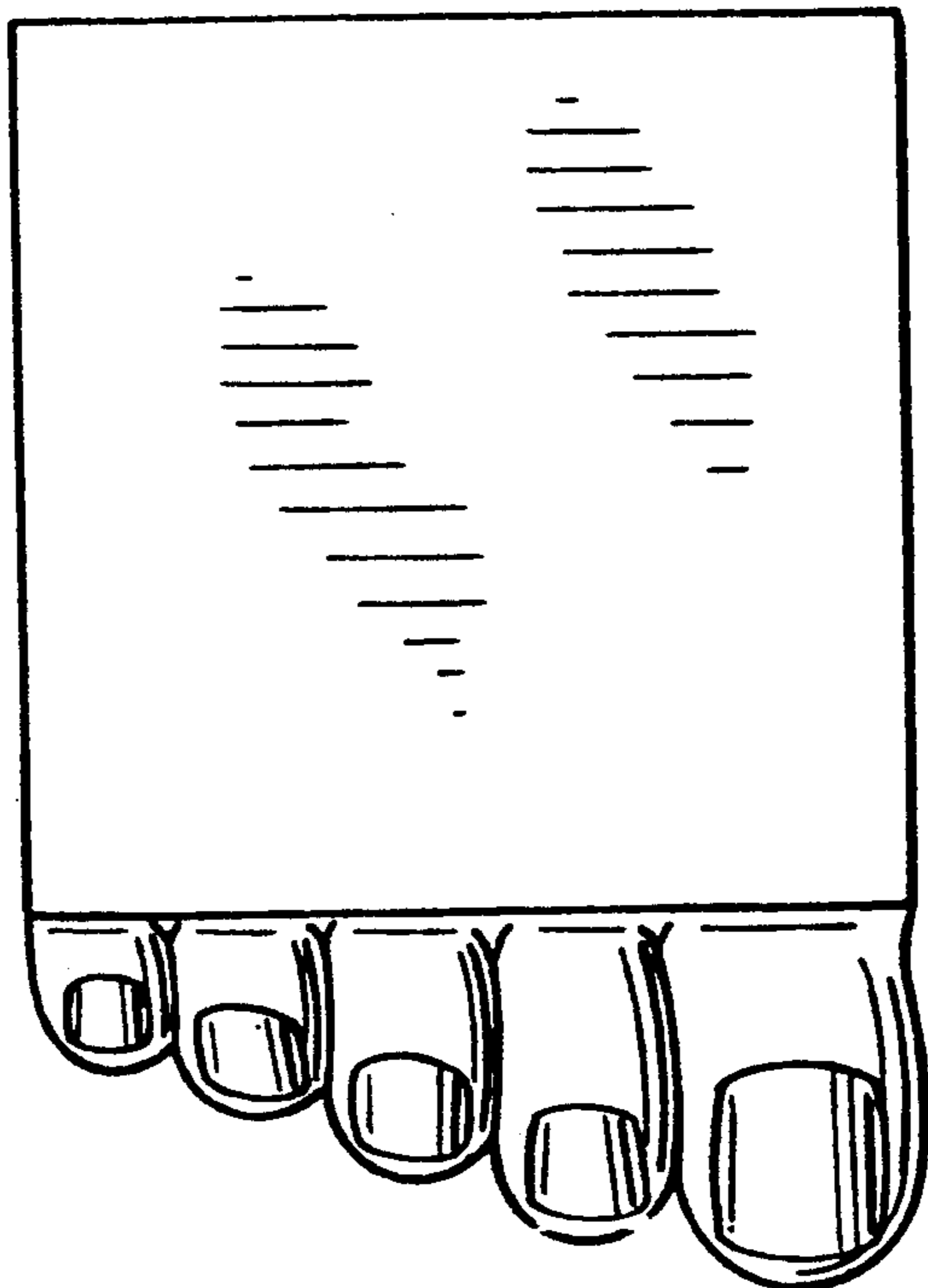


Fig. 3


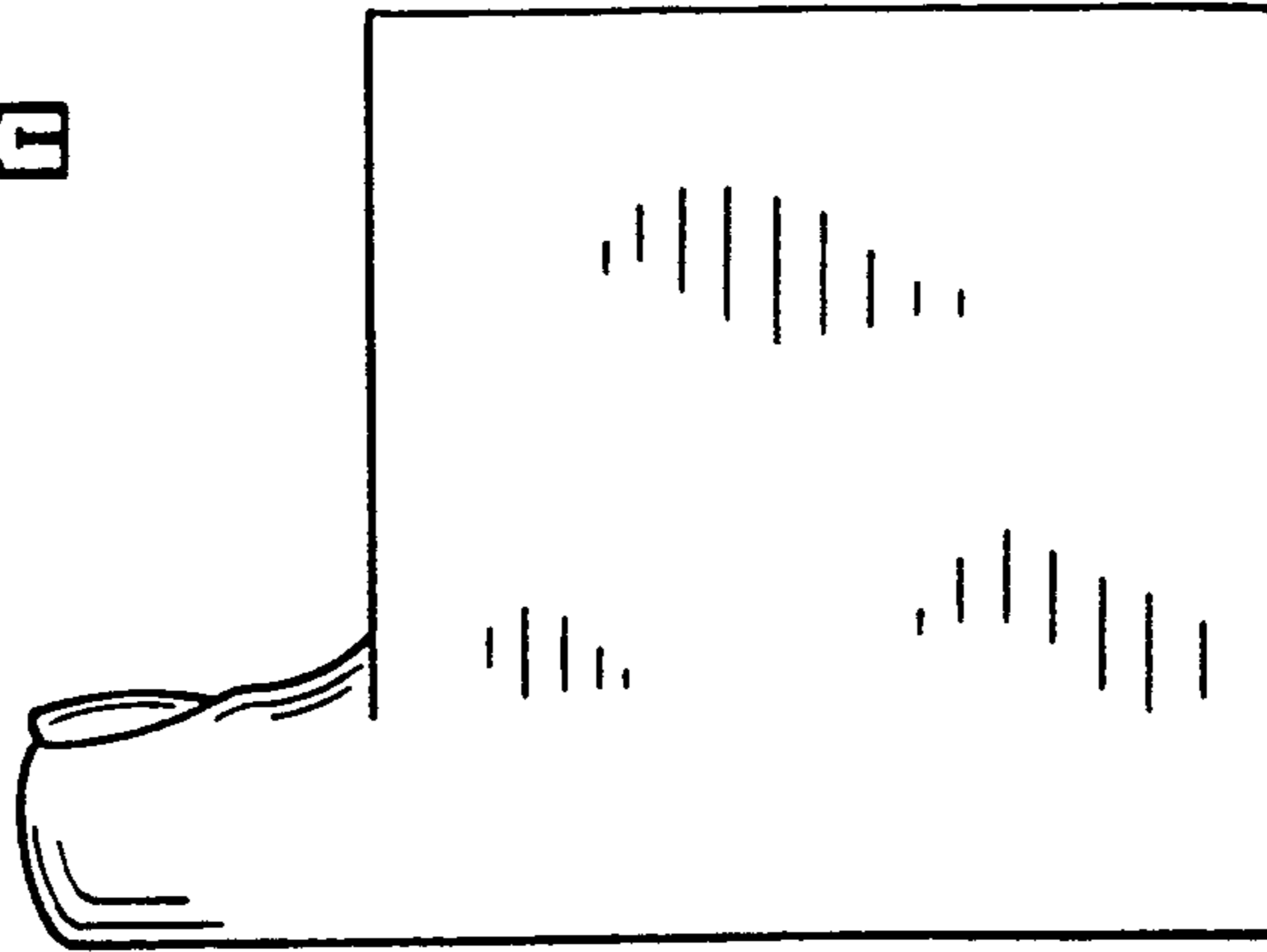


Fig. 4

Fig. 5




Fig. 6

