



US00D330388S

United States Patent [19]

[11] Patent Number: **Des. 330,388**

Choi

[45] Date of Patent: **** Oct. 20, 1992**

[54] **COMBINED FELT-TIPPED PEN AND ERASER**

722,160	3/1903	Steiger	401/34
3,941,488	3/1976	Maxwell	401/199 X
4,557,618	12/1985	Iwata et al.	401/34
4,872,777	10/1989	Dalbke	401/199

[76] Inventor: **Byung S. Choi**, 3820 Steilacoom SW., Tacoma, Wash. 98499

[**] Term: **14 Years**

Primary Examiner—Nelson C. Holtje
Assistant Examiner—Martha Thompson
Attorney, Agent, or Firm—Leon Gilden

[21] Appl. No.: **396,007**

[22] Filed: **Aug. 21, 1989**

[52] U.S. Cl. **D19/36; D19/43; D19/51; D19/53; D19/57**

[58] Field of Search **D19/35, 36, 41-51, D19/53, 54-58, 81-85; 401/34, 199, 195, 196, 198, 243-247; 15/105.51, 424, 425, 427, 428**

[57] **CLAIM**

The ornamental design for a combined felt-tipped pen and eraser, as shown and described.

[56] **References Cited**

U.S. PATENT DOCUMENTS

D. 201,412	6/1965	DeGroft	D19/43
D. 205,330	7/1966	Capezuto	D19/43
D. 219,317	11/1970	Hill	D19/43
D. 279,992	8/1985	Gribb	D19/51 X
D. 295,878	5/1988	Lovell	D19/43
D. 310,249	8/1990	La Londe	D19/51 X

DESCRIPTION

FIG. 1 is a front elevational view of a combined felt-tipped pen and marker showing my new design in an exploded condition;
FIG. 2 is a rear elevational view;
FIG. 3 is a left side elevational view;
FIG. 4 is a right side elevational view;
FIG. 5 is a top plan view;
FIG. 6 is a bottom plan view; and,
FIG. 7 is a top perspective view of my design in an assembled condition.

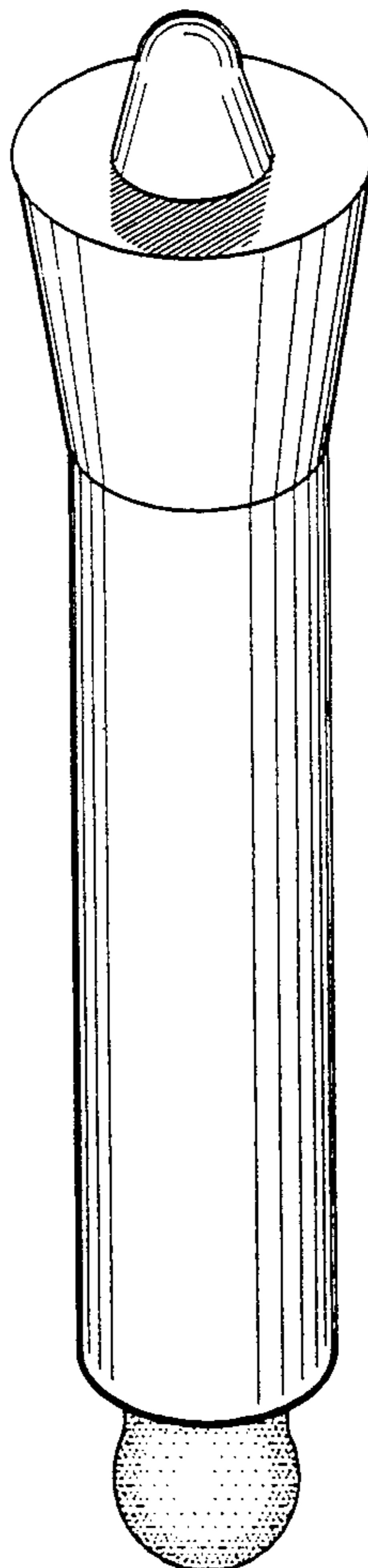


FIG. 1

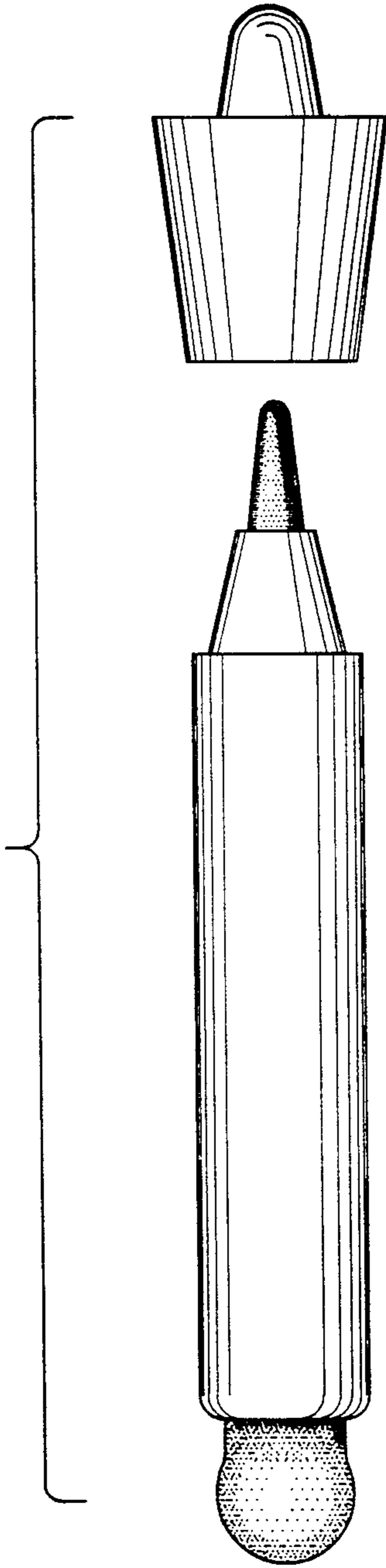


FIG. 2

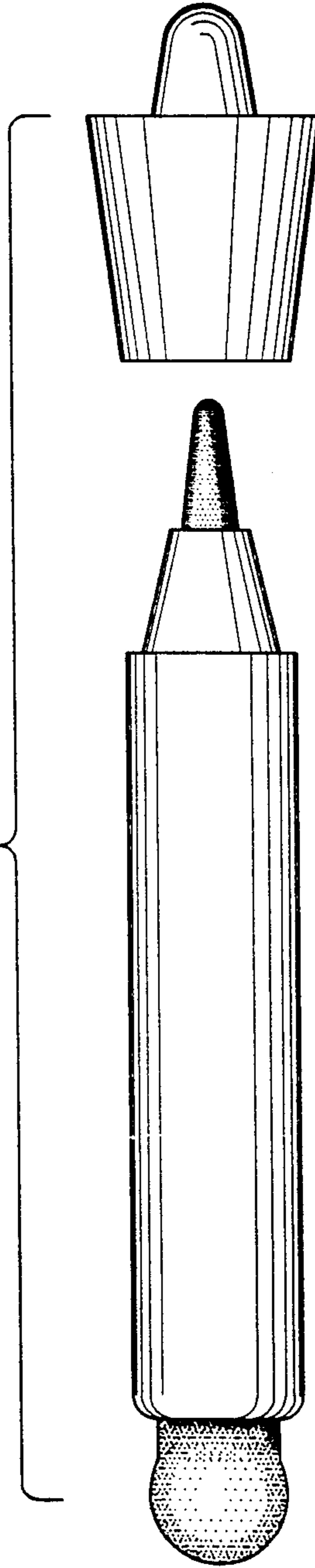


FIG. 3

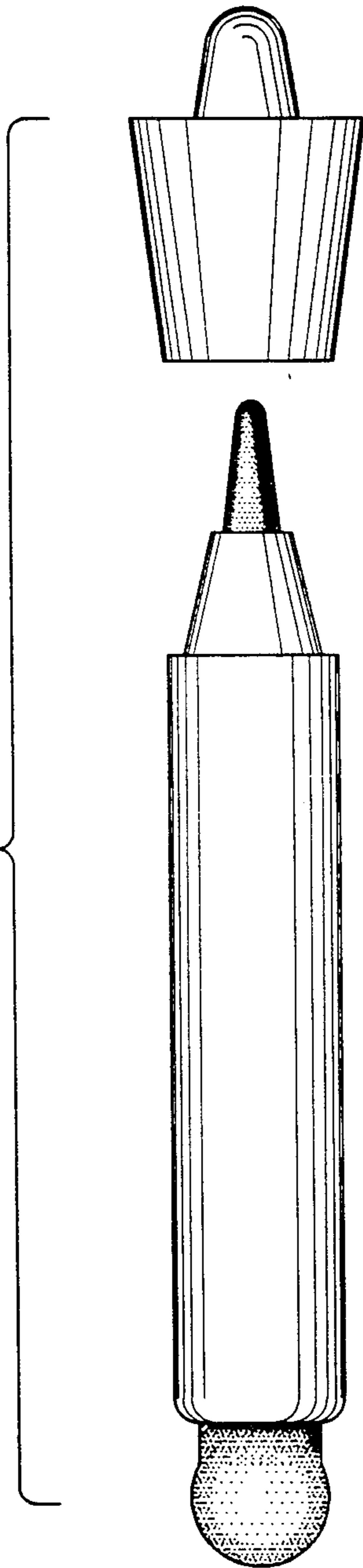


FIG. 4

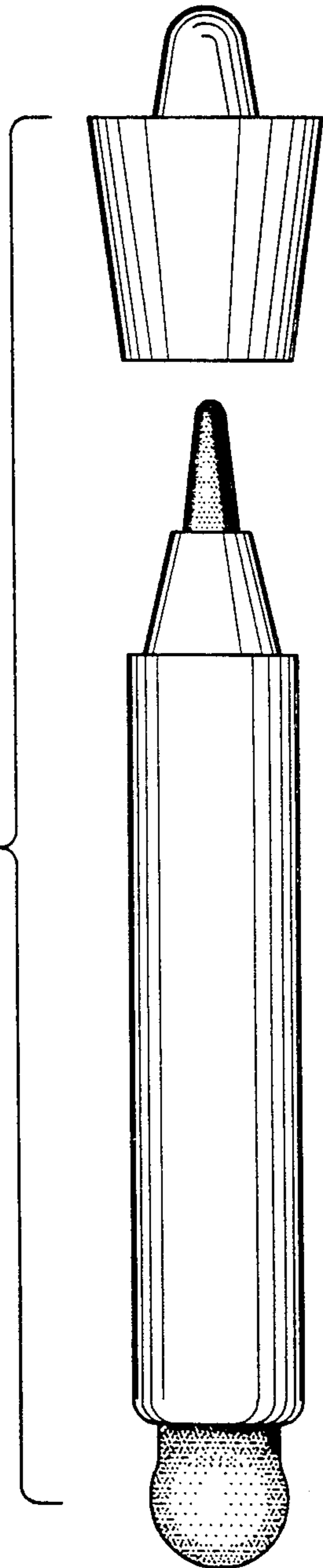


FIG. 5

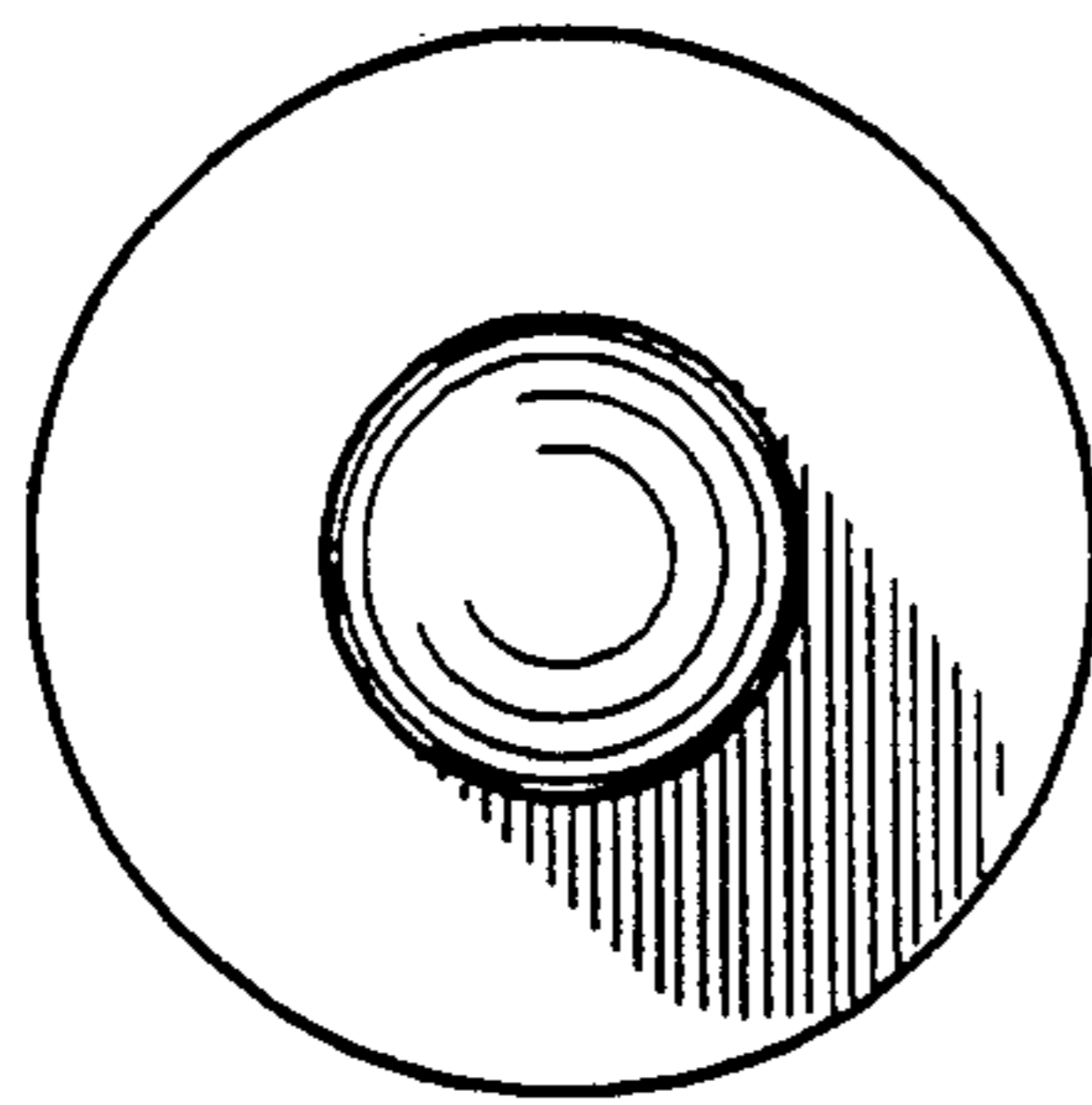


FIG. 6

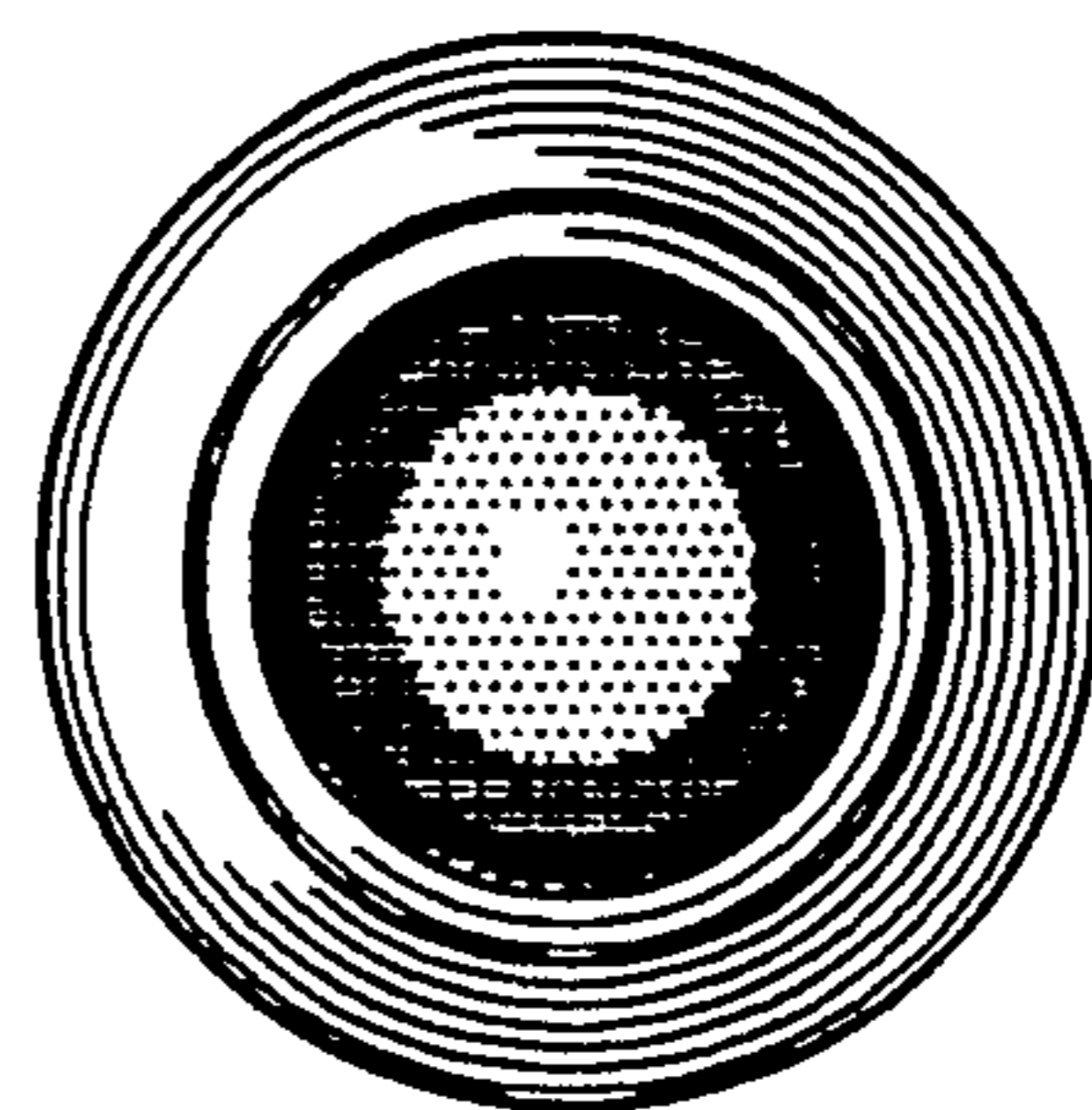


FIG. 7

