



US00D330377S

United States Patent [19]

Renard

[11] Patent Number: **Des. 330,377**

[45] Date of Patent: **** Oct. 20, 1992**

[54] **HANDSET TELEPHONE**

[75] Inventor: **Marc Renard, Pierrefitte, France**

[73] Assignee: **Matra Communication, France**

[**] Term: **14 Years**

[21] Appl. No.: **627,205**

[22] Filed: **Dec. 13, 1990**

[30] **Foreign Application Priority Data**

Jul. 9, 1990 [WO] World Int. Prop. O. DM/017106

[52] U.S. Cl. **D14/248; D14/147; D14/148; D14/247**

[58] Field of Search **D14/248, 151, 147, 148, D14/247; 379/433, 440; D21/111**

[56] **References Cited**

U.S. PATENT DOCUMENTS

- D. 285,556 9/1986 Ling D21/111 X
- D. 290,829 7/1987 Chen D14/143
- D. 292,797 11/1987 McNeil D14/143

- D. 297,733 9/1988 Watanabe D14/138
- D. 300,027 2/1989 Brunish D14/143
- D. 300,318 3/1989 Ng D14/143
- D. 300,429 3/1989 Watanabe D14/138
- D. 301,499 6/1989 Tapdrup D21/111
- D. 316,261 4/1991 Langlois D14/138
- D. 318,275 7/1991 Benijellean D14/148

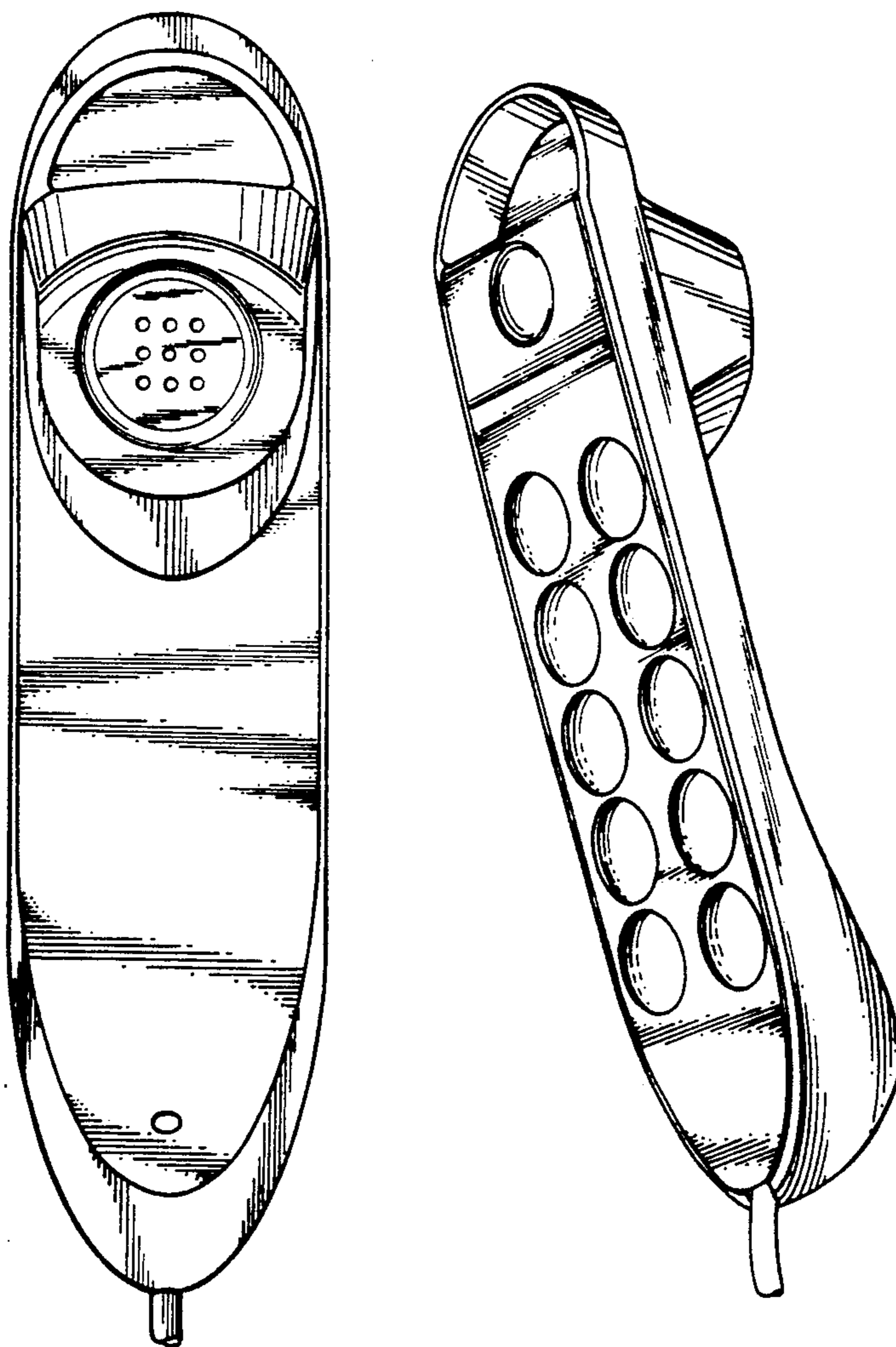
Primary Examiner—Horace B. Fay, Jr.
Attorney, Agent, or Firm—Larson and Taylor

[57] CLAIM

The ornamental design for a handset telephone, as shown.

DESCRIPTION

FIG. 1 is a front elevational view of a handset telephone showing my new design;
 FIG. 2 is a right side elevational view thereof, the left side elevational view being a mirror image;
 FIG. 3 is a rear elevational view thereof;
 FIGS. 4 and 5 are respectively bottom and top plan views; and,
 FIG. 6 is a front, right side perspective view thereof.



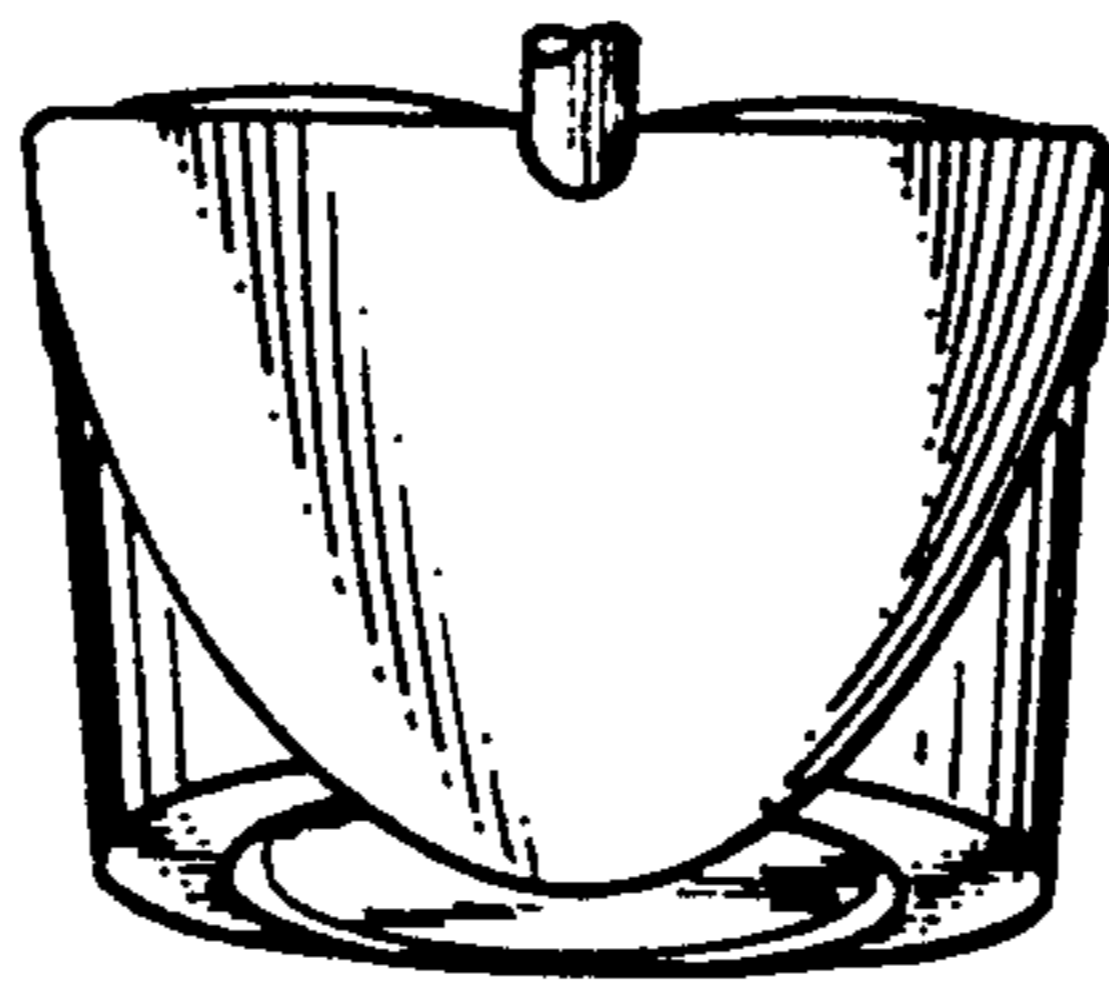


FIG. 4.

FIG. 2.

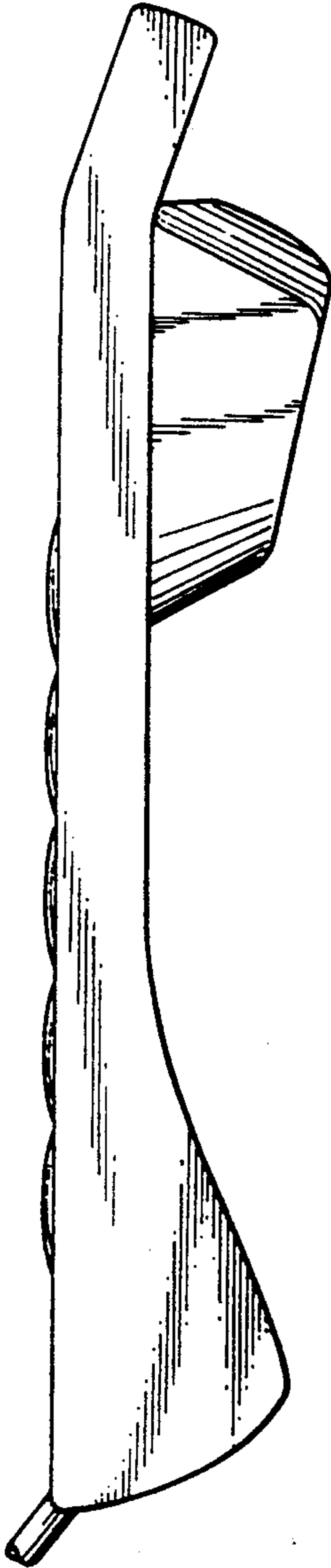


FIG. 1.

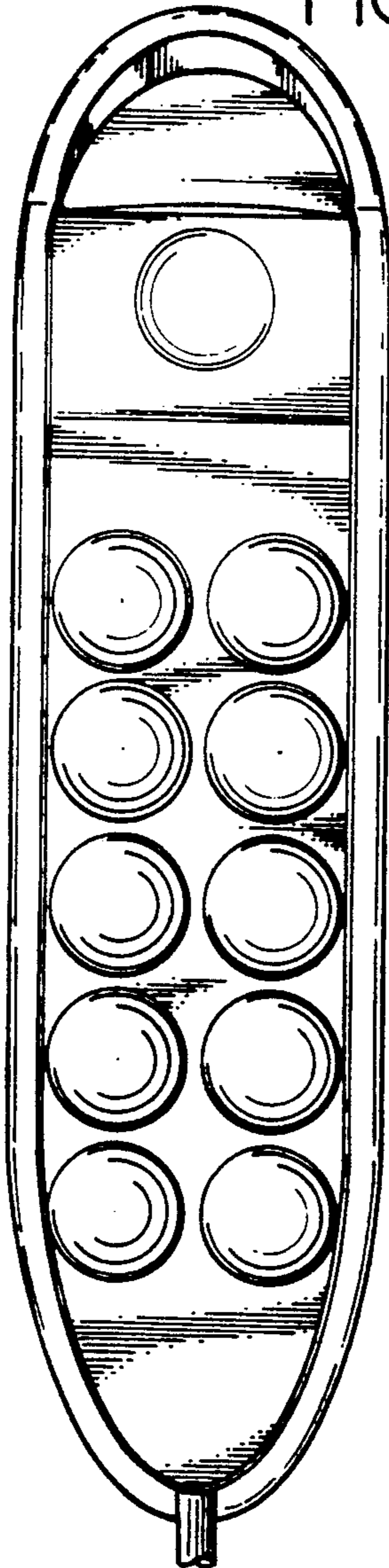


FIG. 3.


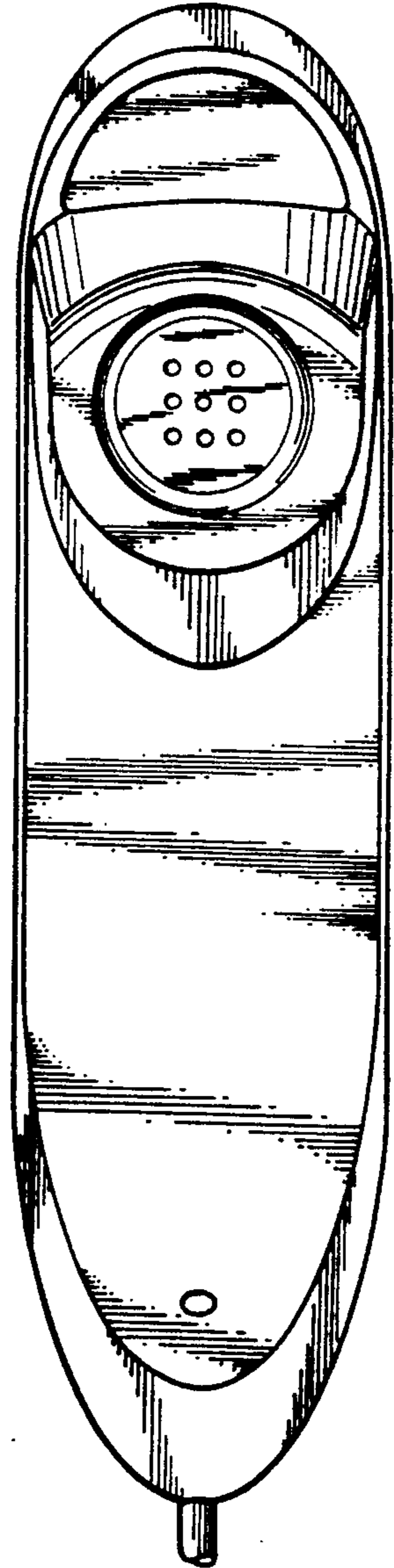


FIG. 5.

FIG. 6.

