



US00D330350S

United States Patent [19]

[11] Patent Number: **Des. 330,350**

Maypole et al.

[45] Date of Patent: **** Oct. 20, 1992**

[54] **GOLF CART ROOF**

[75] Inventors: **William H. Maypole**, Augusta, Ga.;
Charles R. Segraves, Dearborn Heights, Mich.; **Samuel C. Crosby**,
Lilburn; **William J. Sanders**,
Lithonia, both of Ga.; **William F. Price**,
Portage, Wis.

[73] Assignee: **Textron Inc.**, Providence, R.I.

[**] Term: **14 Years**

[21] Appl. No.: **453,473**

[22] Filed: **Dec. 20, 1989**
(Under 37 CFR 1.47)

[52] U.S. Cl. **D12/16; D12/156**

[58] Field of Search **D12/16, 156;**
280/DIG. 5; 296/102, 210, 78.1

4,372,602	2/1983	Tsuchiya et al.	296/78.1
4,428,306	1/1984	Dresen et al.	108/53.3
4,533,013	8/1985	Hightower	180/210
4,570,894	2/1986	Miele	248/534
4,632,448	12/1986	Yagasaki et al.	296/78.1
4,650,238	3/1987	Healey	296/37.7
4,705,293	11/1987	Hart	280/641
4,744,430	5/1988	McCoy	180/2.2
4,772,064	9/1988	Moore	296/102
4,773,695	9/1988	Jones et al.	296/77.1
4,792,175	12/1988	Gerber	296/79

Primary Examiner—James M. Gandy
Assistant Examiner—Melody Brown
Attorney, Agent, or Firm—Perman & Green

[57] **CLAIM**

The ornamental design for a golf cart roof, as shown and described.

DESCRIPTION

FIG. 1 is a top, front perspective view of a golf cart roof showing our new design;
FIG. 2 is a top plan view thereof;
FIG. 3 is a side elevational view thereof, the opposite side being a mirror image;
FIG. 4 is a bottom plan view thereof;
FIG. 5 is a rear elevational view thereof; and,
FIG. 6 is a front elevational view thereof.

[56] **References Cited**

U.S. PATENT DOCUMENTS

D. 236,098	7/1975	Bedel	D12/16
D. 245,592	8/1977	Davidson	D12/16
D. 255,558	6/1980	Ekuan	D12/16
3,908,777	9/1975	Davidson	280/DIG. 5
4,098,536	7/1978	Mills	296/78
4,334,692	6/1982	Lynch	280/79.1

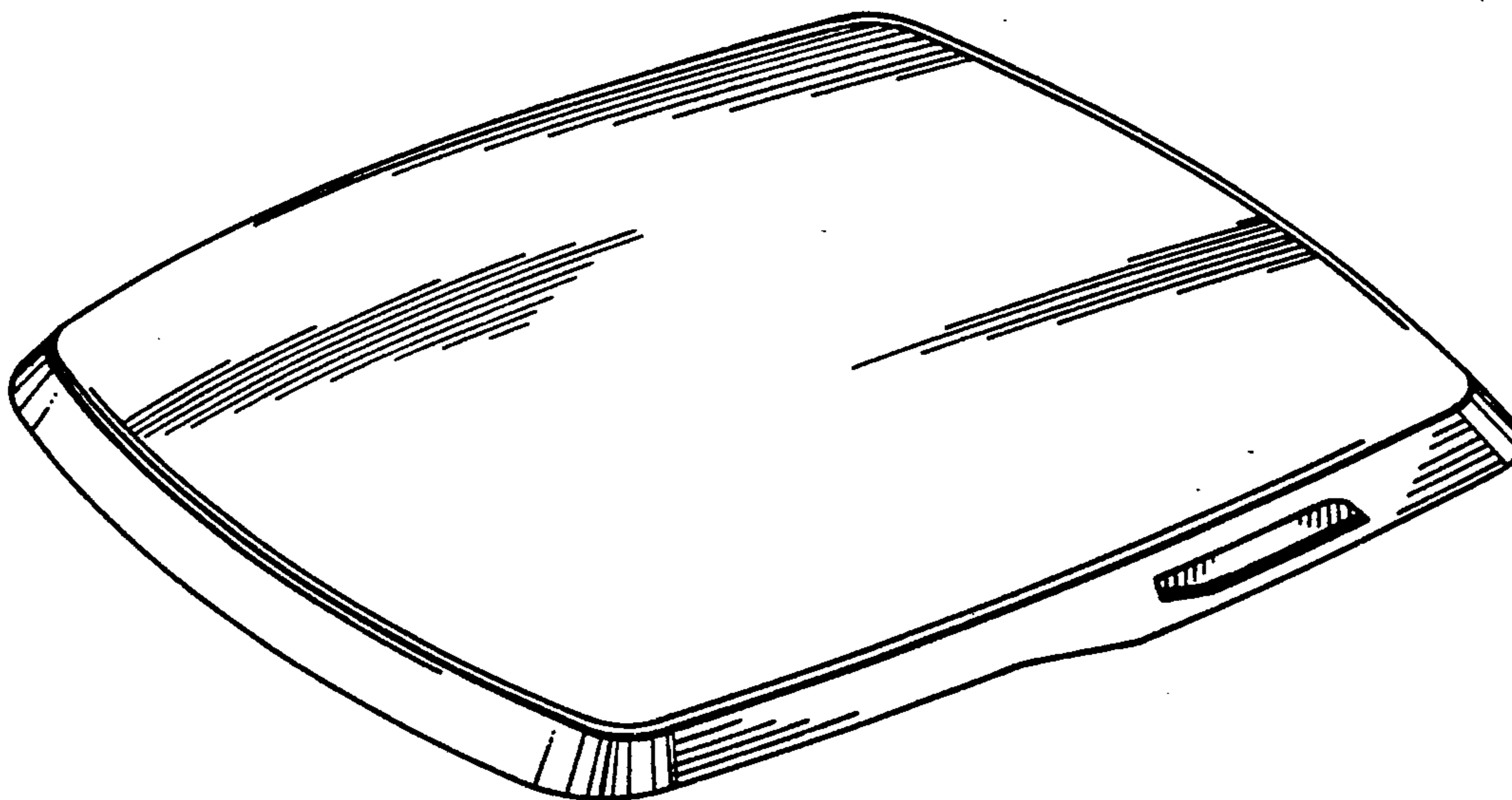


FIG. 1.

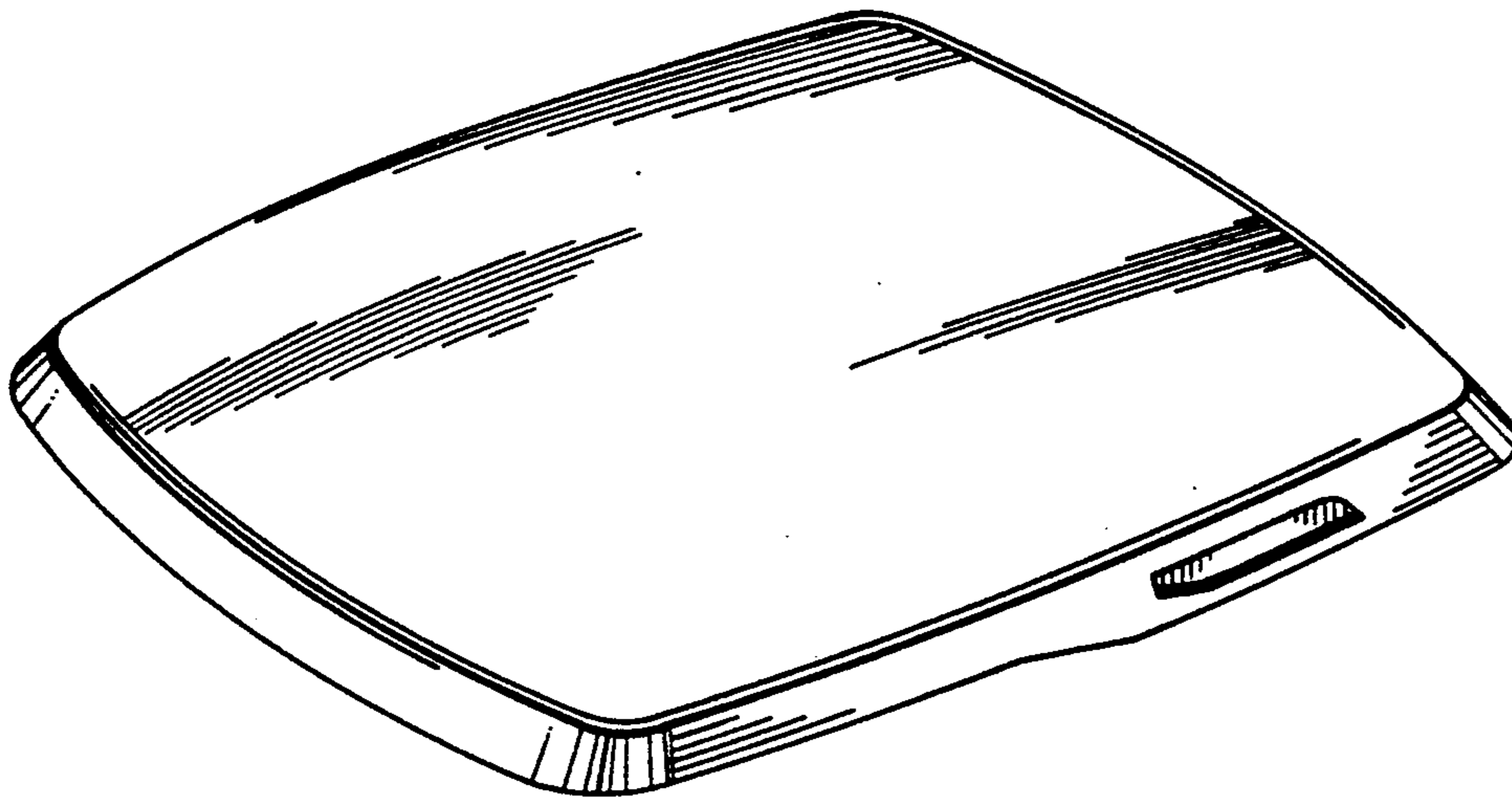


FIG. 2.

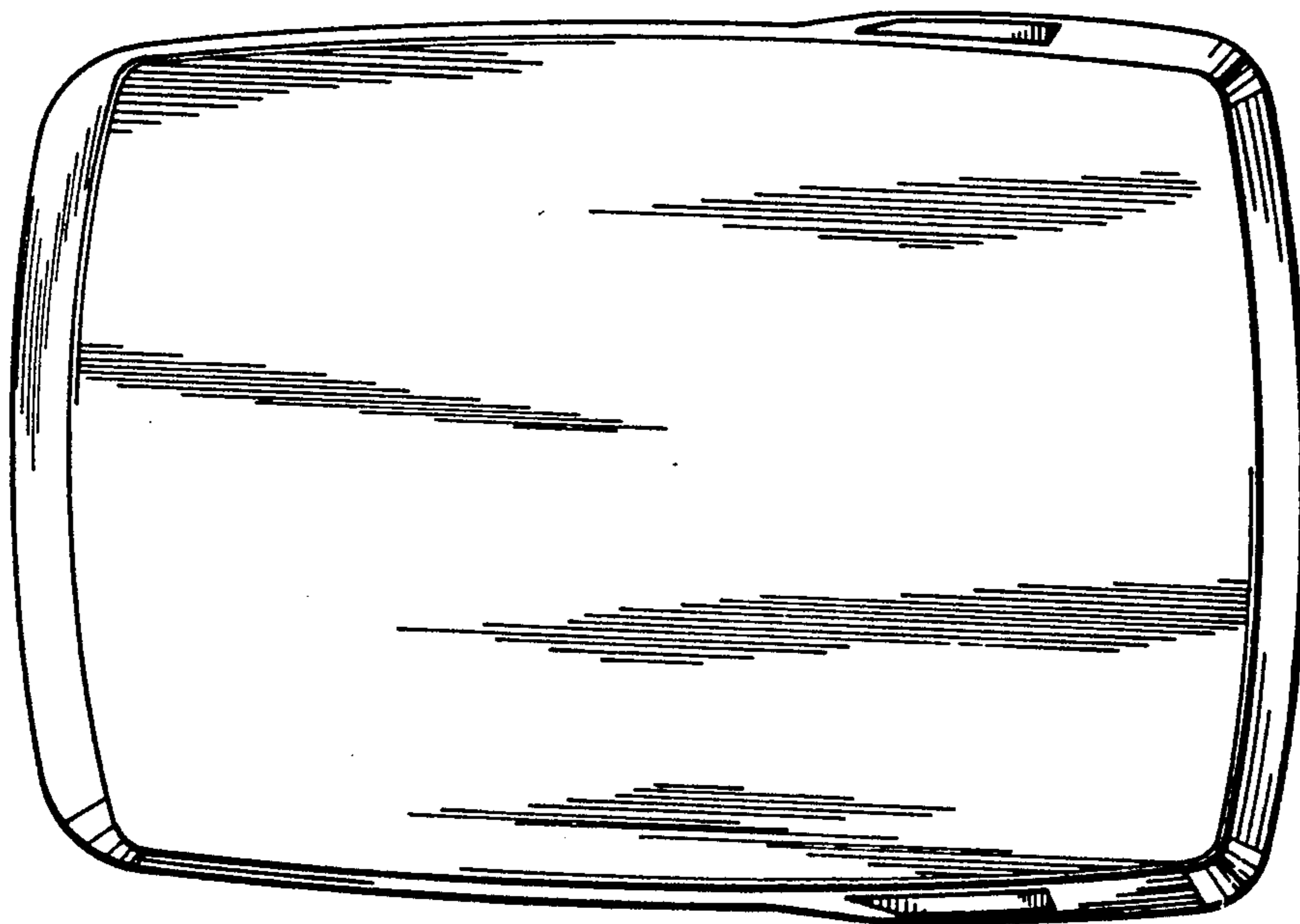


FIG. 3.




FIG. 4.

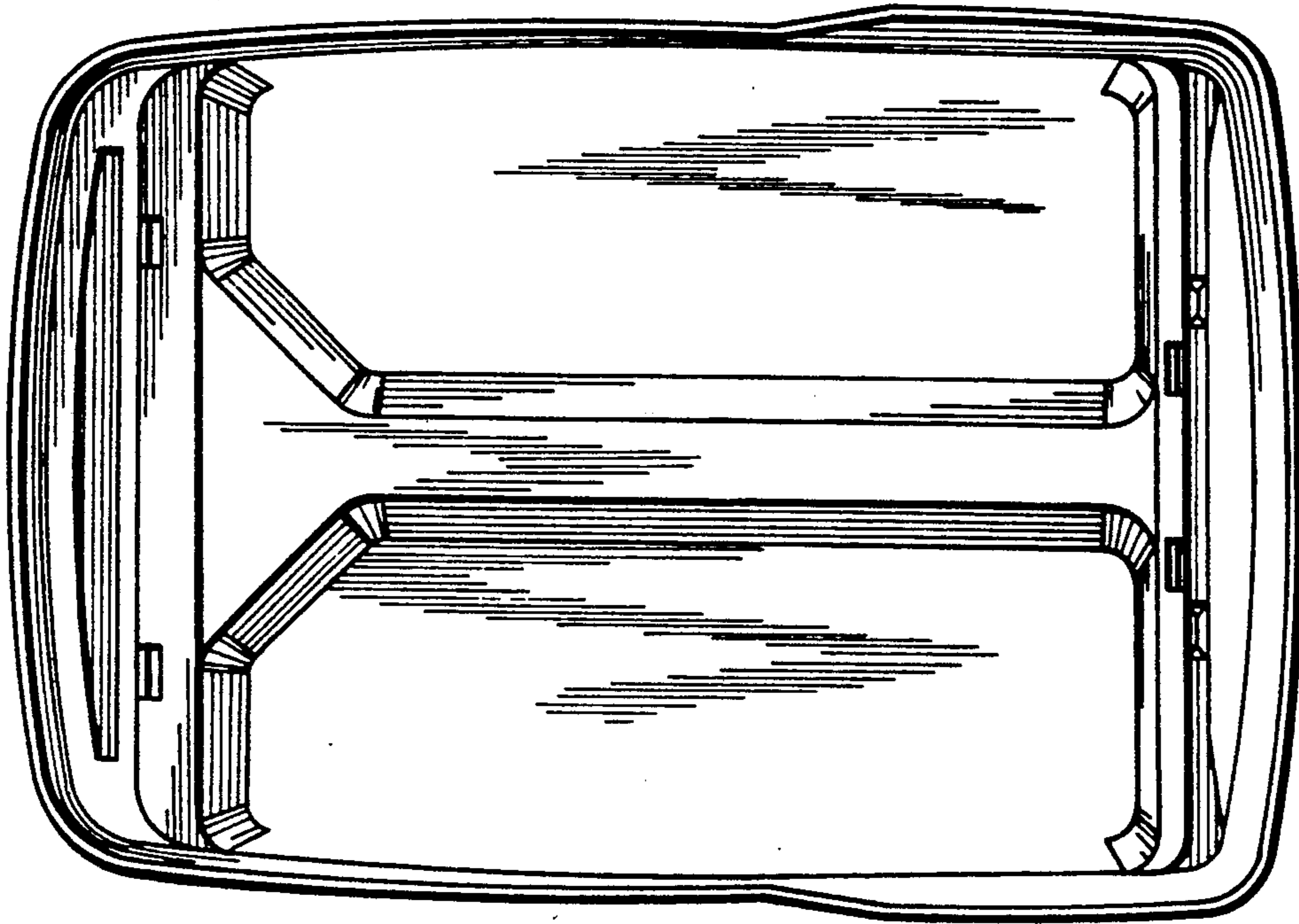


FIG. 5.




FIG. 6.

