



US00D330342S

**United States Patent** [19]  
**Griffin**

[11] **Patent Number: Des. 330,342**  
[45] **Date of Patent: \*\* Oct. 20, 1992**

[54] **BOOT BRACELET**

2.432.102 12/1947 Smith ..... D2/314

[76] **Inventor: Willie Griffin, 4057 Shadows Glade,  
Trotwood, Ohio 45426**

**OTHER PUBLICATIONS**

Womans World section of The Evening Star (Wash. DC) Aug. 24, 1970—Boot bracelet on page B-6.

[\*\*] **Term: 14 Years**

*Primary Examiner*—A. Hugo Word  
*Assistant Examiner*—R. Seifert  
*Attorney, Agent, or Firm*—Leon Gilden

[21] **Appl. No.: 544,358**

[22] **Filed: Jun. 27, 1990**

[52] **U.S. Cl. .... D11/6; D11/3;  
D2/314**

[57] **CLAIM**

The ornamental design for a boot bracelet, as shown and described.

[58] **Field of Search ..... D11/1-25,  
D11/93, 94; 59/78, 78.1, 79.3-85, 90; 63/1.1-6;  
D2/70, 314, 315**

**DESCRIPTION**

[56] **References Cited**

**U.S. PATENT DOCUMENTS**

D. 9,955	1/1877	Woods .....	D11/7
D. 49,633	9/1916	Wellman .....	D11/4
D. 81,404	6/1930	Riker .....	D2/315
D. 81,406	6/1930	Riker .....	D2/315
D. 130,851	12/1941	Rose .....	D11/9
D. 156,802	1/1950	Armburst .....	D11/14
D. 308,747	6/1990	McKinstry .....	D2/314
1,855,345	4/1932	Fischer .....	D2/314

FIG. 1 is a front elevational view of a boot bracelet showing my new design;  
FIG. 2 is a rear elevational view thereof;  
FIG. 3 is a left side elevational view thereof;  
FIG. 4 is a right side elevational view thereof;  
FIG. 5 is a top plan view thereof;  
FIG. 6 is a bottom plan view thereof; and,  
FIG. 7 is a perspective view thereof shown in a position of use, the broken line showing of a boot is for illustrative purposes only and forms no part of the claimed design.




FIG. 1




FIG. 2




FIG. 3

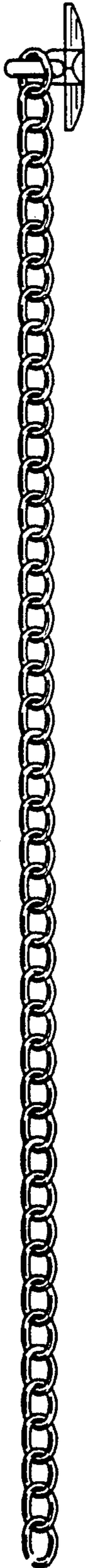


FIG. 4

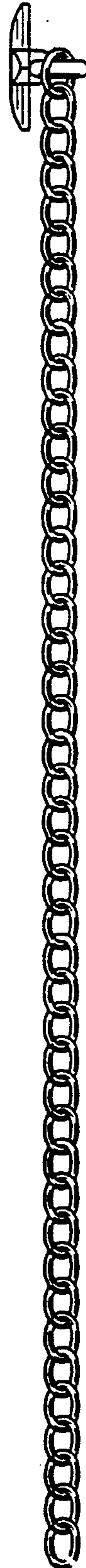


FIG. 5



FIG. 6



FIG. 7

