



US00D330321S

United States Patent [19]

[11] Patent Number: **Des. 330,321**

Berti

[45] Date of Patent: **** Oct. 20, 1992**

[54] **TOOL HANDLE**

[75] Inventor: **Enzo Berti, Venice, Italy**

[73] Assignee: **The Libman Company, Arcola, Ill.**

[**] Term: **14 Years**

[21] Appl. No.: **621,905**

[22] Filed: **Dec. 4, 1990**

[52] U.S. Cl. **D8/107**

[58] Field of Search **D8/107, 303, DIG. 6, D8/DIG. 7, DIG. 8; 81/489, 177.1; 16/110 R, 111 R, 114 R; D7/395**

D. 284,634 7/1986 Sumikama D7/395
D. 304,993 12/1989 Sunila D8/107
4,197,611 4/1980 Bell et al. D8/303

Primary Examiner—Bernard Ansher
Assistant Examiner—Philip Hyder
Attorney, Agent, or Firm—Marshall, O'Toole, Gerstein, Murray & Bicknell

[57] **CLAIM**

The ornamental design for a tool handle, as shown and described.

DESCRIPTION

FIG. 1 is a perspective view of a tool handle showing my new design;

FIG. 2 is a top plan view thereof;

FIG. 3 is a side elevational view thereof;

FIG. 4 is a front elevational view thereof; and,

FIG. 5 is a bottom plan view thereof.

The broken line showing of the handle is for illustrative purposes only and forms no part of the claimed design.

[56] **References Cited**

U.S. PATENT DOCUMENTS

D. 49,614 9/1916 Kraft D8/DIG. 8
D. 51,526 11/1917 Kraft D8/DIG. 8
D. 109,355 4/1938 Temple D8/107
D. 271,841 12/1983 Hansen D8/107
D. 282,710 2/1986 Vosbikian D7/395

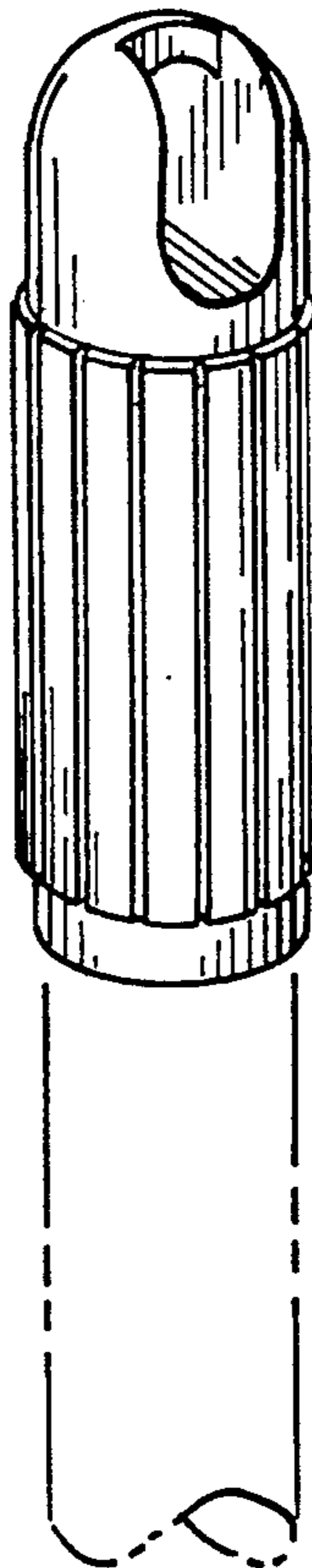


Fig. 1

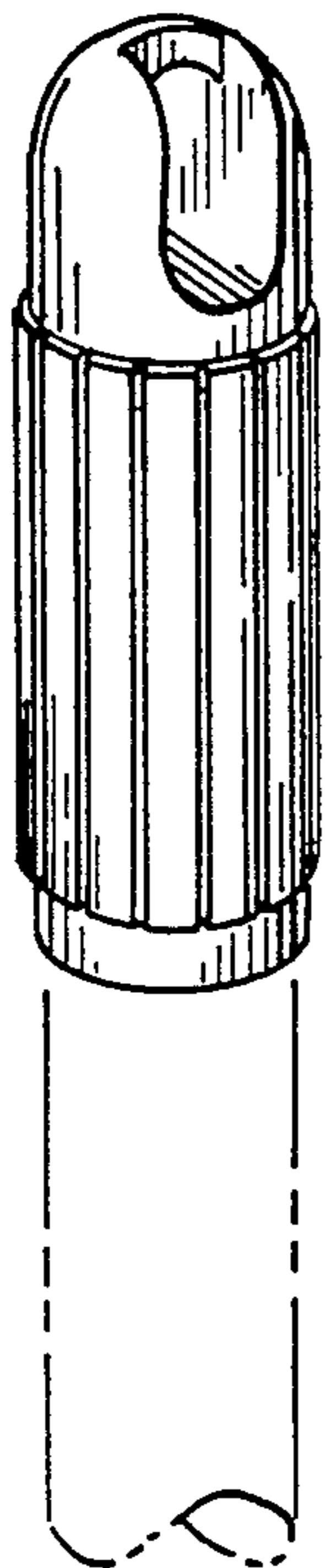


Fig. 2


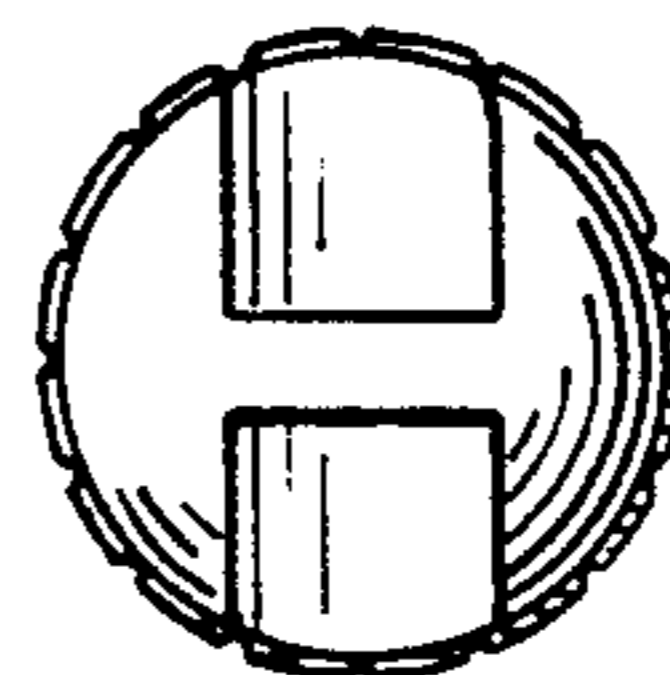


Fig. 3



Fig. 4




Fig. 5