



US00D330300S

United States Patent [19]

[11] Patent Number: **Des. 330,300**

Endelman

[45] Date of Patent: **** Oct. 20, 1992**

[54] **COUNTER DISPLAY STAND**

[75] Inventor: **Michael J. Endelman, Montclair, N.J.**
[73] Assignee: **Baby Gold Jewelry, Inc., Bloomfield, N.J.**

[**] Term: **14 Years**

[21] Appl. No.: **675,716**

[22] Filed: **Mar. 27, 1991**

[52] U.S. Cl. **D6/469; D26/476**

[58] Field of Search **D6/396, 397, 449, 419, D6/466-469, 474, 475, 476, 510, 511, 571, 559; D9/341, 345; D19/85, 84, 78; 248/346; 206/564; 211/13, 74**

[56] **References Cited**

U.S. PATENT DOCUMENTS

- D. 269,836 7/1983 Pruzan D6/467
- D. 272,110 1/1984 Taub D6/571
- D. 282,579 2/1986 Juergens D6/469 X
- D. 286,122 10/1986 Golias D6/469 X

- D. 288,039 2/1987 LeBlanc D6/474 X
- D. 289,863 5/1987 Pecoff D6/469
- D. 290,202 6/1987 Friedman D6/467
- D. 314,104 1/1991 Johnson D6/469 X
- D. 320,619 10/1991 Schleech et al. D19/85 X
- D. 323,441 1/1992 Waldeck D6/476 X
- D. 323,782 2/1992 McQuarrie D9/341 X

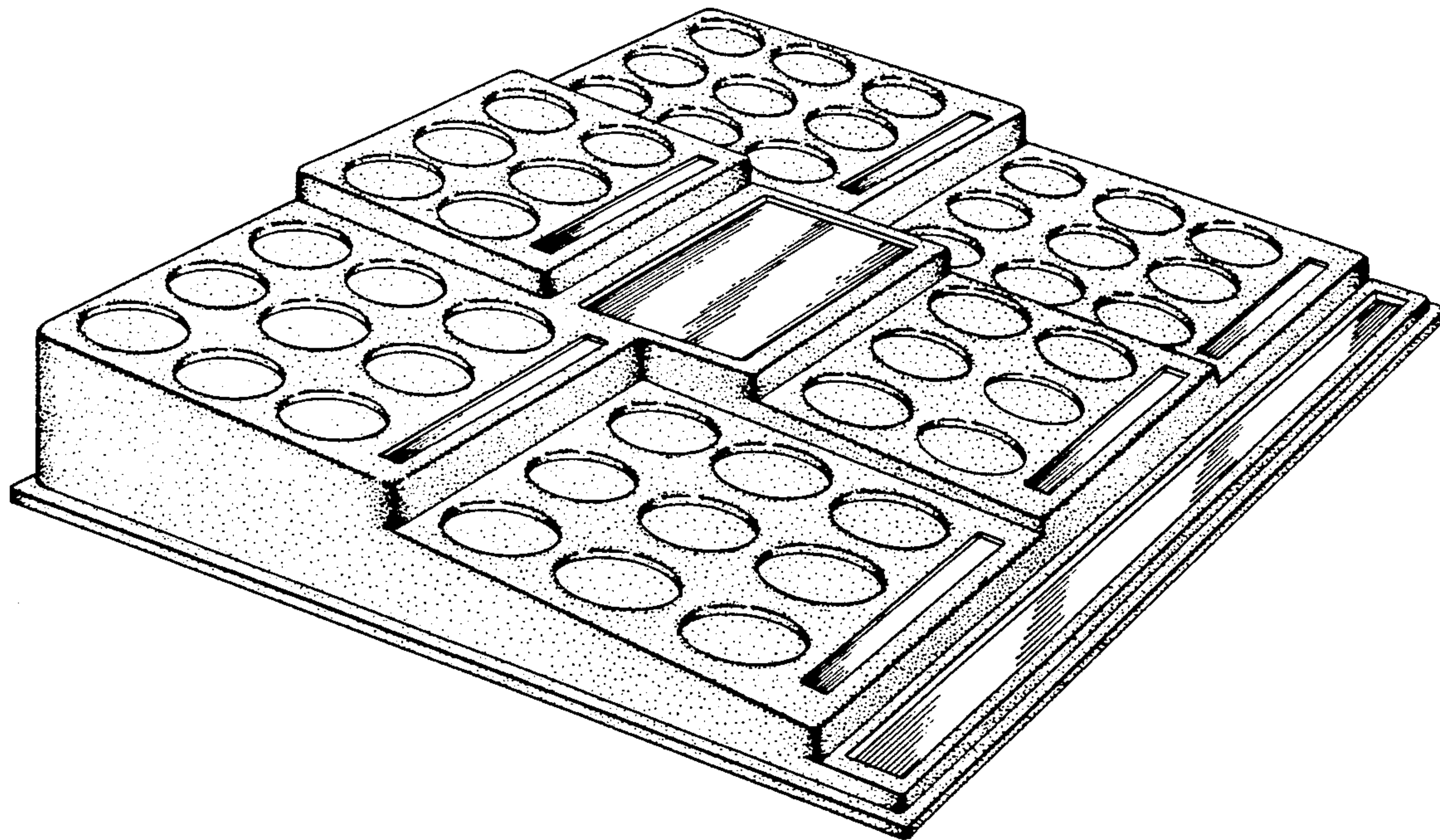
Primary Examiner—Carmen H. Vales-Lado
Assistant Examiner—Jeffery Asch

[57] **CLAIM**

The ornamental design for a counter display stand, as shown and described.

DESCRIPTION

FIG. 1 is a perspective view of a counter display stand showing my new design;
FIG. 2 is a top plan view thereof;
FIG. 3 is a front elevational view thereof;
FIG. 4 is a left side elevational view, the opposite side being a mirror image thereof;
FIG. 5 is a rear elevational view thereof; and,
FIG. 6 is a bottom plan view thereof.



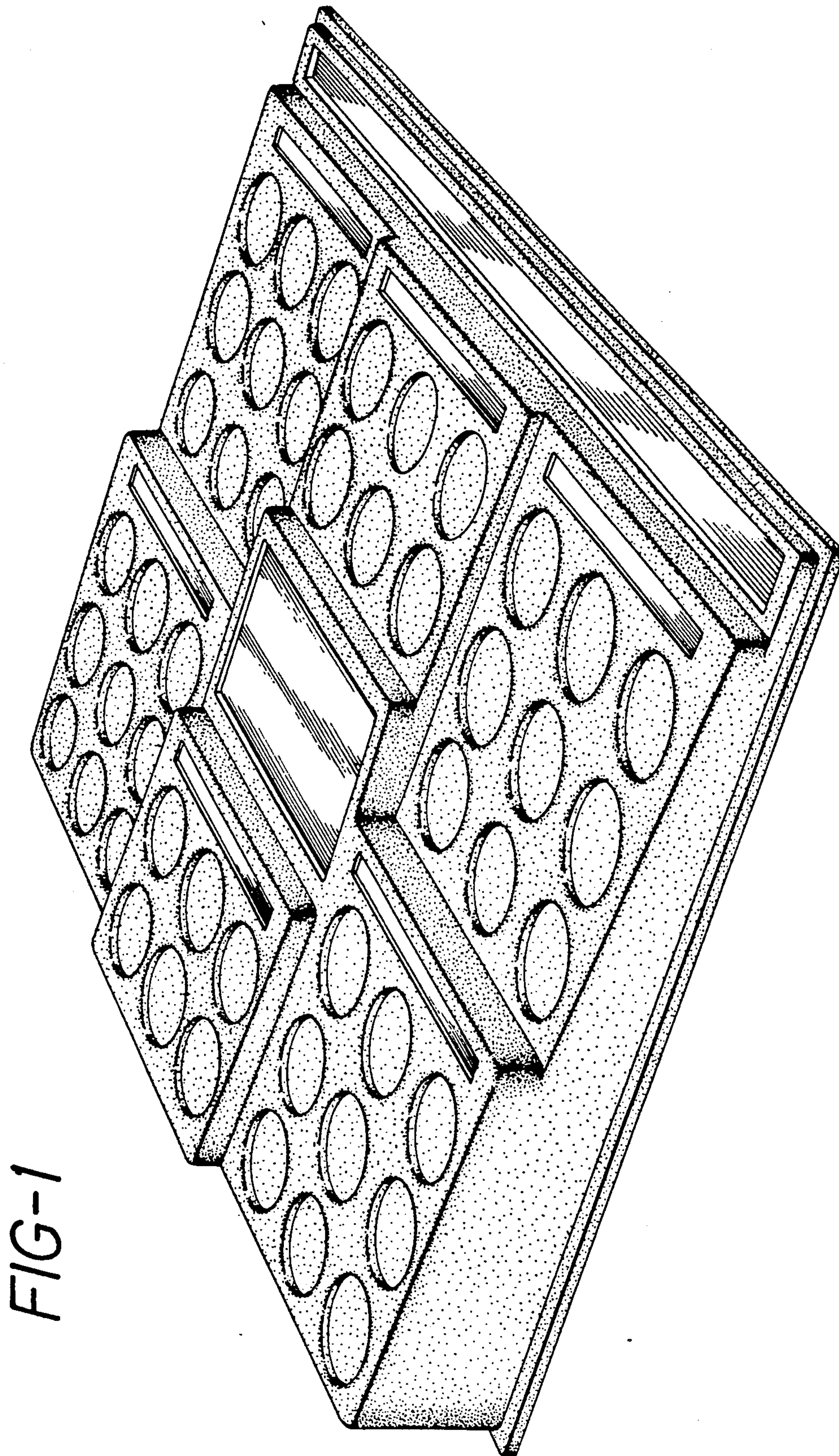


FIG-1

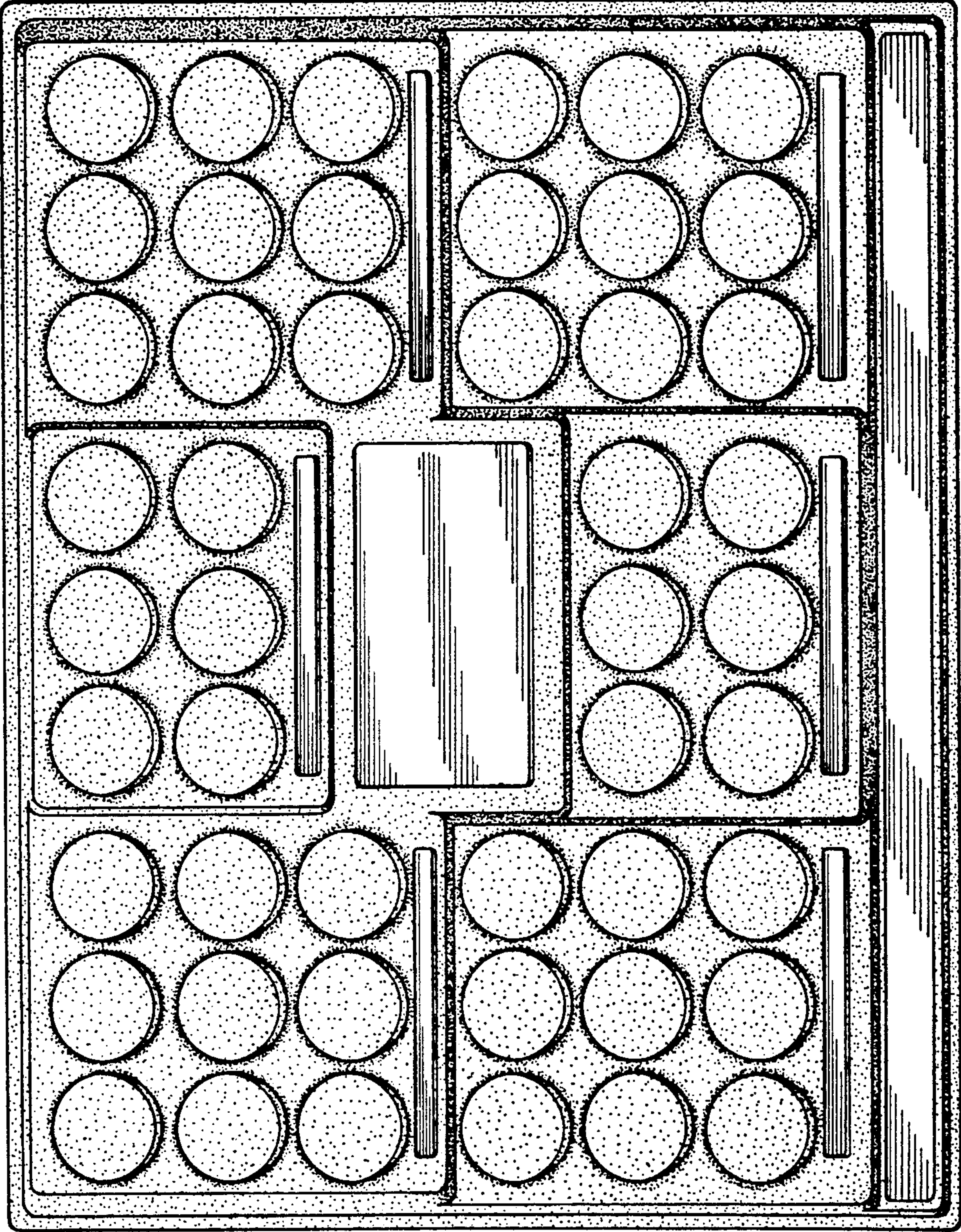


FIG-2




FIG-3

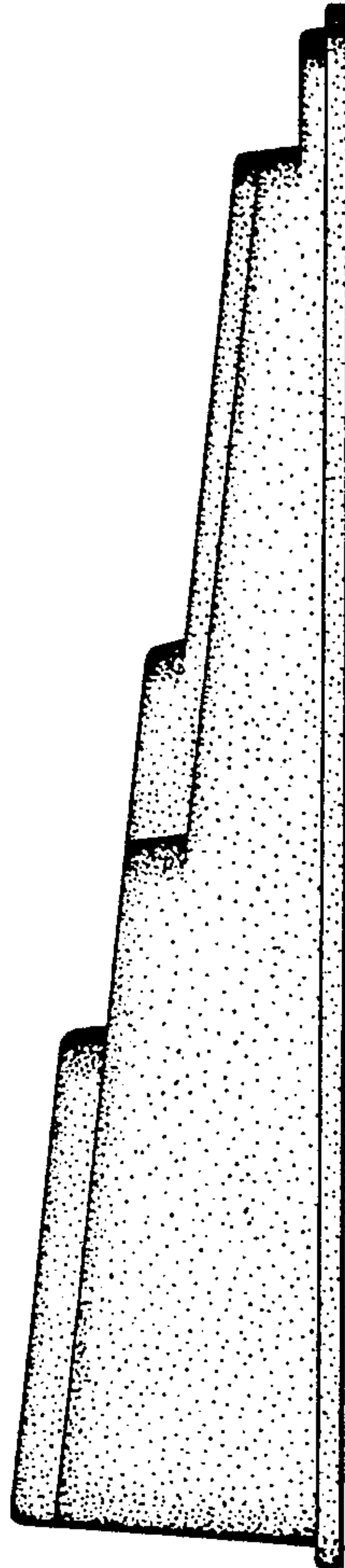


FIG-4




FIG-5




FIG-6