



US00D330265S

United States Patent [19] Osterhout

[11] Patent Number: **Des. 330,265**

[45] Date of Patent: **** Oct. 13, 1992**

[54] ADJUSTABLE LAMP

[75] Inventor: **Ralph F. Osterhout**, San Francisco, Calif.

[73] Assignee: **Tekna**, Redwood City, Calif.

[**] Term: **14 Years**

[21] Appl. No.: **343,759**

[22] Filed: **Apr. 26, 1989**

[52] U.S. Cl. **D26/65**

[58] Field of Search **D26/93, 102-112, D26/60-66; 362/410-414; 401/418; 402/419, 427, 269, 275, 287**

[56] References Cited

U.S. PATENT DOCUMENTS

3,543,019 11/1970 Jacobsen 362/413 X
4,450,507 5/1984 Gordin 362/427 X

OTHER PUBLICATIONS

Home Furnishings Daily, Jan. 11, 1965, Sec. 1, p. 53, High Intensity Lamp.

Home Lighting & Accessories, Mar. 1988, p. 106, Artup "Concord" Lamp.

Home Lighting & Accessories, Apr. 1989, p. 25, Tenka ad ©1988, Halogen Lamp.

Primary Examiner—Susan J. Lucas

Attorney, Agent, or Firm—Townsend and Townsend

[57] CLAIM

The ornamental design for an adjustable lamp, as shown and described.

DESCRIPTION

FIG. 1 is a top, front perspective view of an adjustable lamp showing my new design;

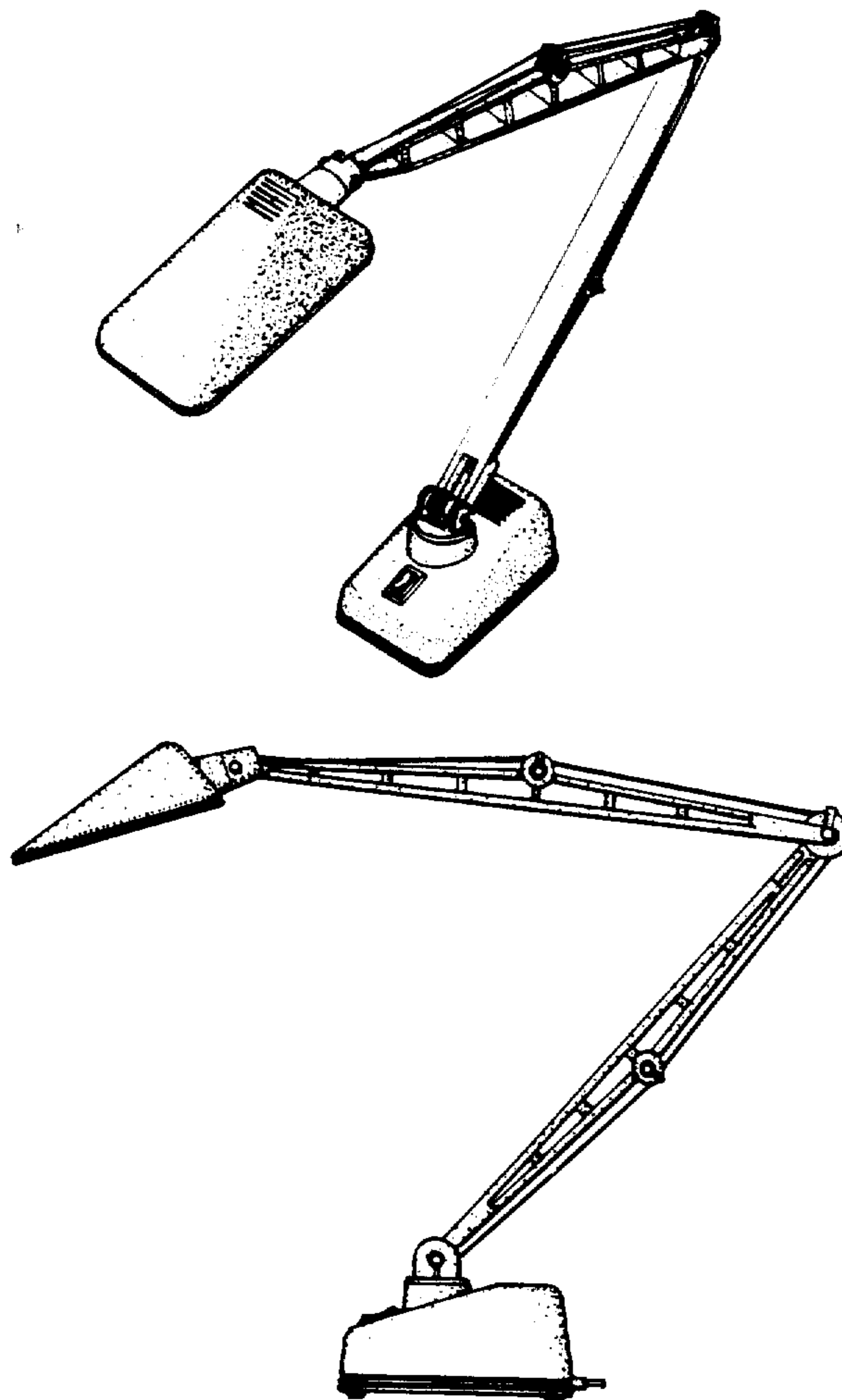
FIG. 2 is a top plan view thereof;

FIG. 3 is a front elevational view thereof;

FIG. 4 is a side elevational view thereof;

FIG. 5 is a rear elevational view thereof; and,

FIG. 6 is a bottom plan view thereof.






FIG. 2.




FIG. 1.

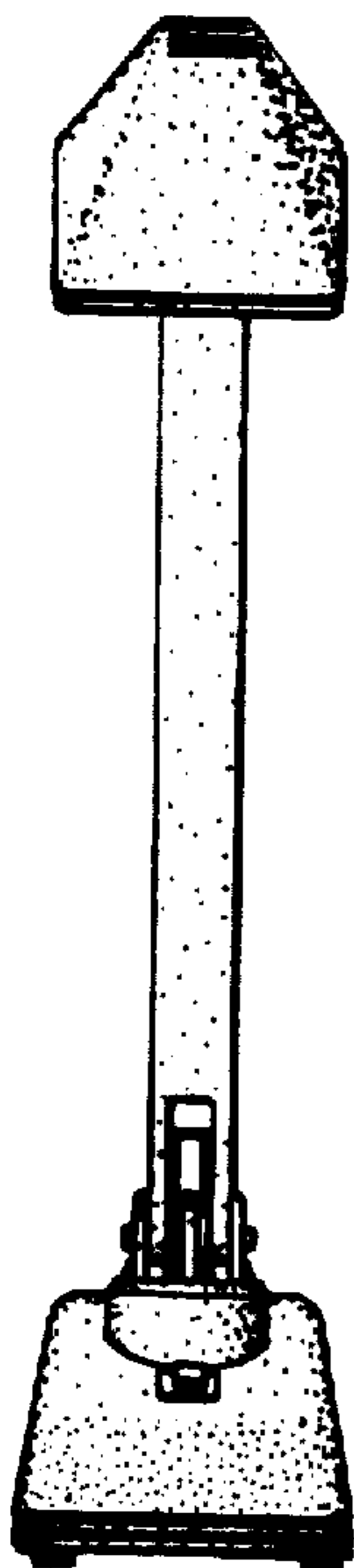


FIG. 3.

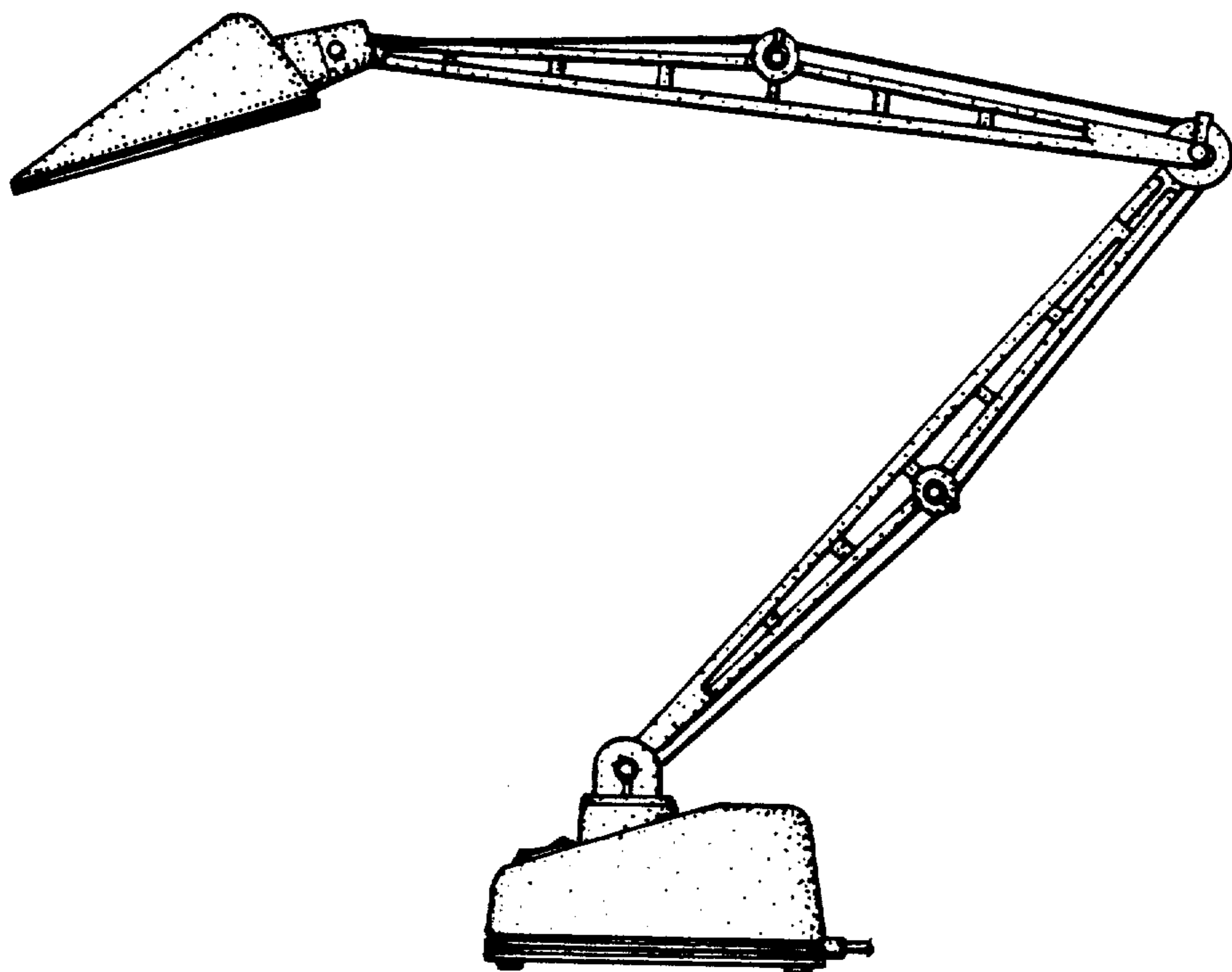


FIG. 4.




FIG. 5.




FIG. 6.