



US00D330254S

# United States Patent [19]

[11] Patent Number: **Des. 330,254**

Brooks

[45] Date of Patent: **\*\* Oct. 13, 1992**

[54] **COMBINED DENTAL X-RAY FILM HOLDER AND BITING TAB**

4,020,558	5/1977	Cournut et al.	433/80
4,916,724	4/1990	Kilber	378/167 X
5,001,738	3/1991	Brooks	378/170

[76] Inventor: **Jack D. Brooks**, 1002 Broad St., Suite 301, Augusta, Ga. 30903

*Primary Examiner*—Susan J. Lucas  
*Assistant Examiner*—M. H. Tung  
*Attorney, Agent, or Firm*—William M. Hobby, III

[\*\*] Term: **14 Years**

[21] Appl. No.: **646,344**

[57] **CLAIM**

[22] Filed: **Jan. 28, 1991**

The ornamental design for a combined dental x-ray film holder and biting tab, design as shown.

[52] U.S. Cl. .... **D24/161; D24/176**

[58] Field of Search ..... **D24/161, 176-182; 433/80, 213-214, 229; 378/167-170, 205**

### DESCRIPTION

[56] **References Cited**

**U.S. PATENT DOCUMENTS**

2,239,569	12/1939	Poindexter	378/170 X
2,240,336	4/1941	Kreider	378/168
3,309,520	3/1967	Cugini	378/169
3,356,845	12/1967	Bergendal	378/168

**FIG. 1** is a front, side perspective view of a combined dental x-ray film holder and biting tab showing my new design;

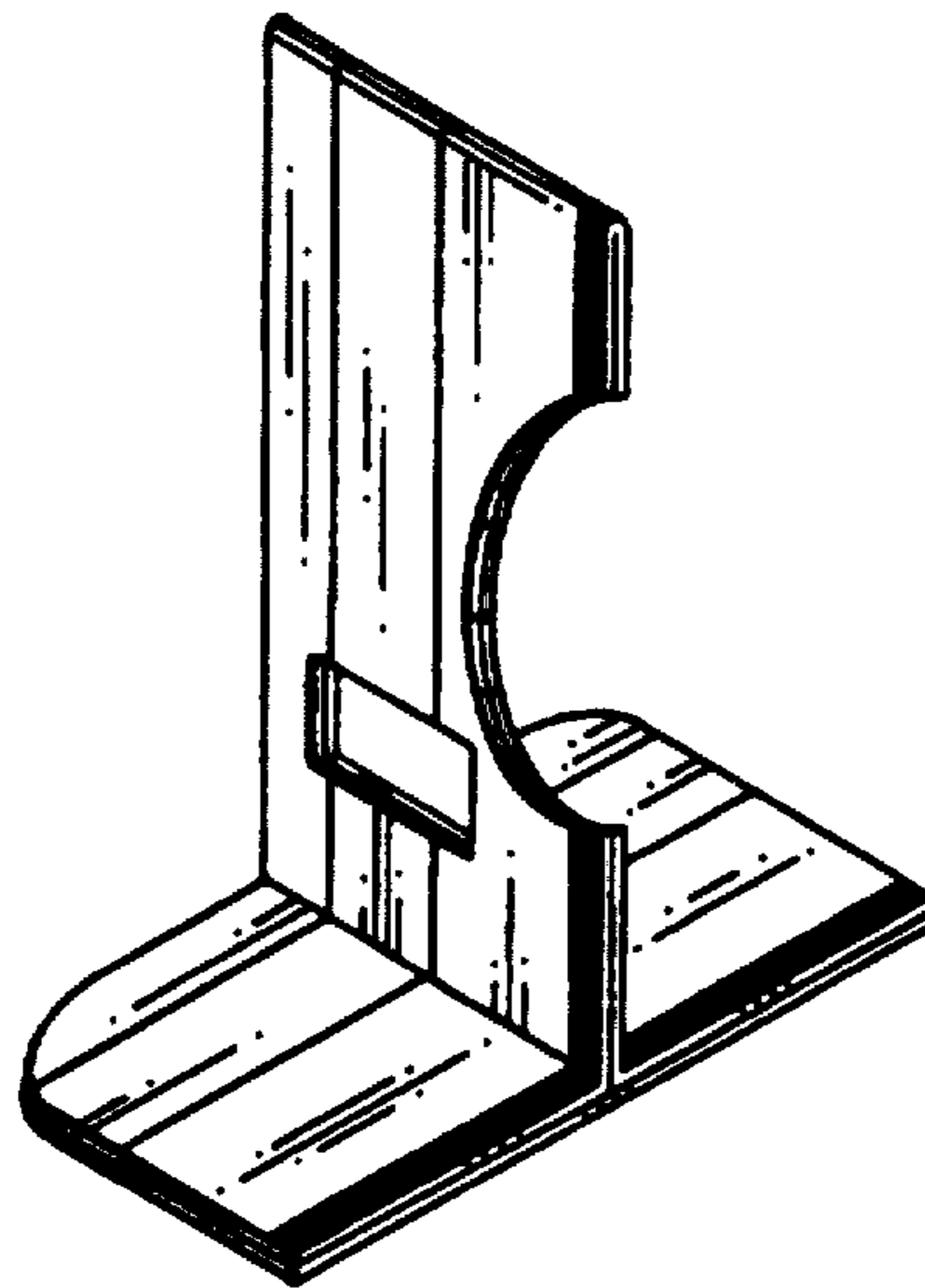
**FIG. 2** is a top plan view thereof;

**FIG. 3** is an opposite side elevational view thereof;

**FIG. 4** is a bottom plan view thereof;

**FIG. 5** is a front elevational view thereof; and,

**FIG. 6** is a rear elevational view thereof.



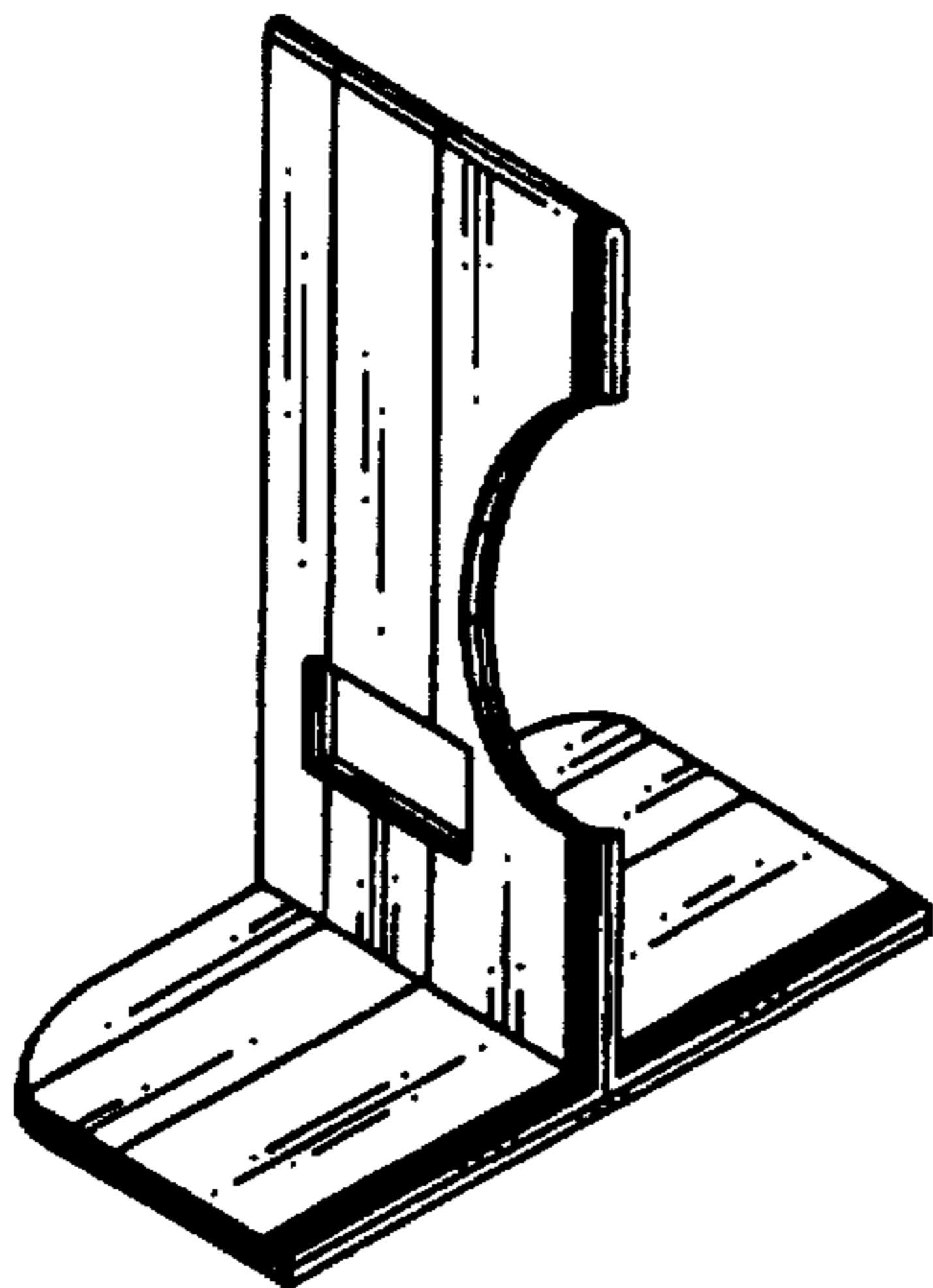


FIG. 1




FIG. 2




FIG. 3

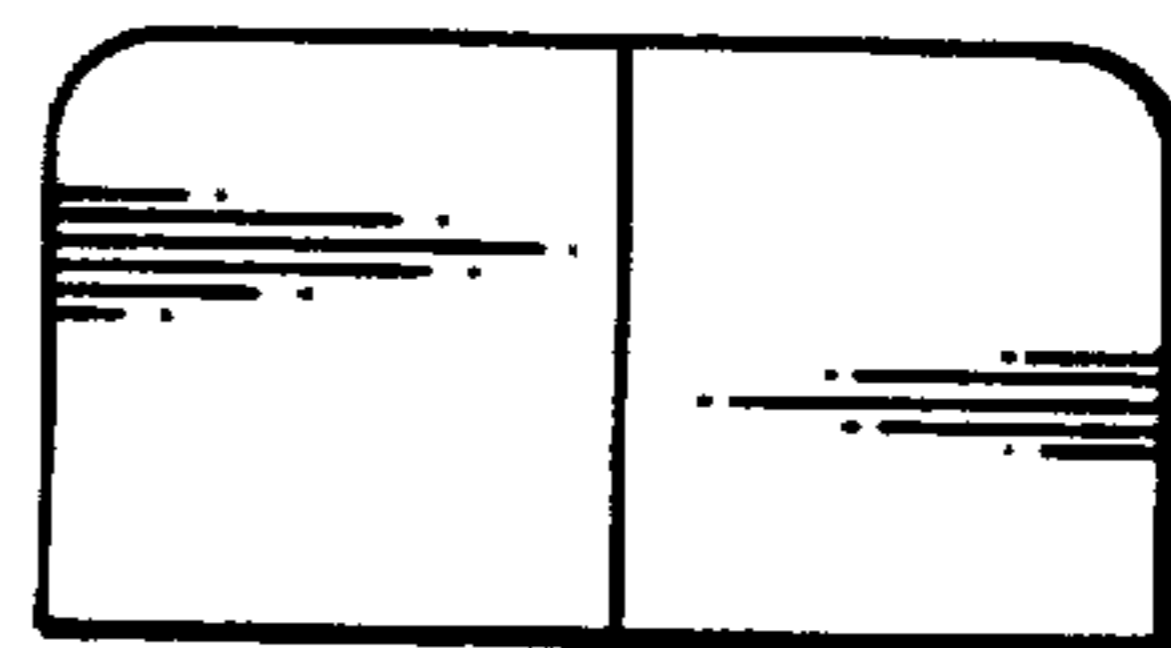


FIG. 4

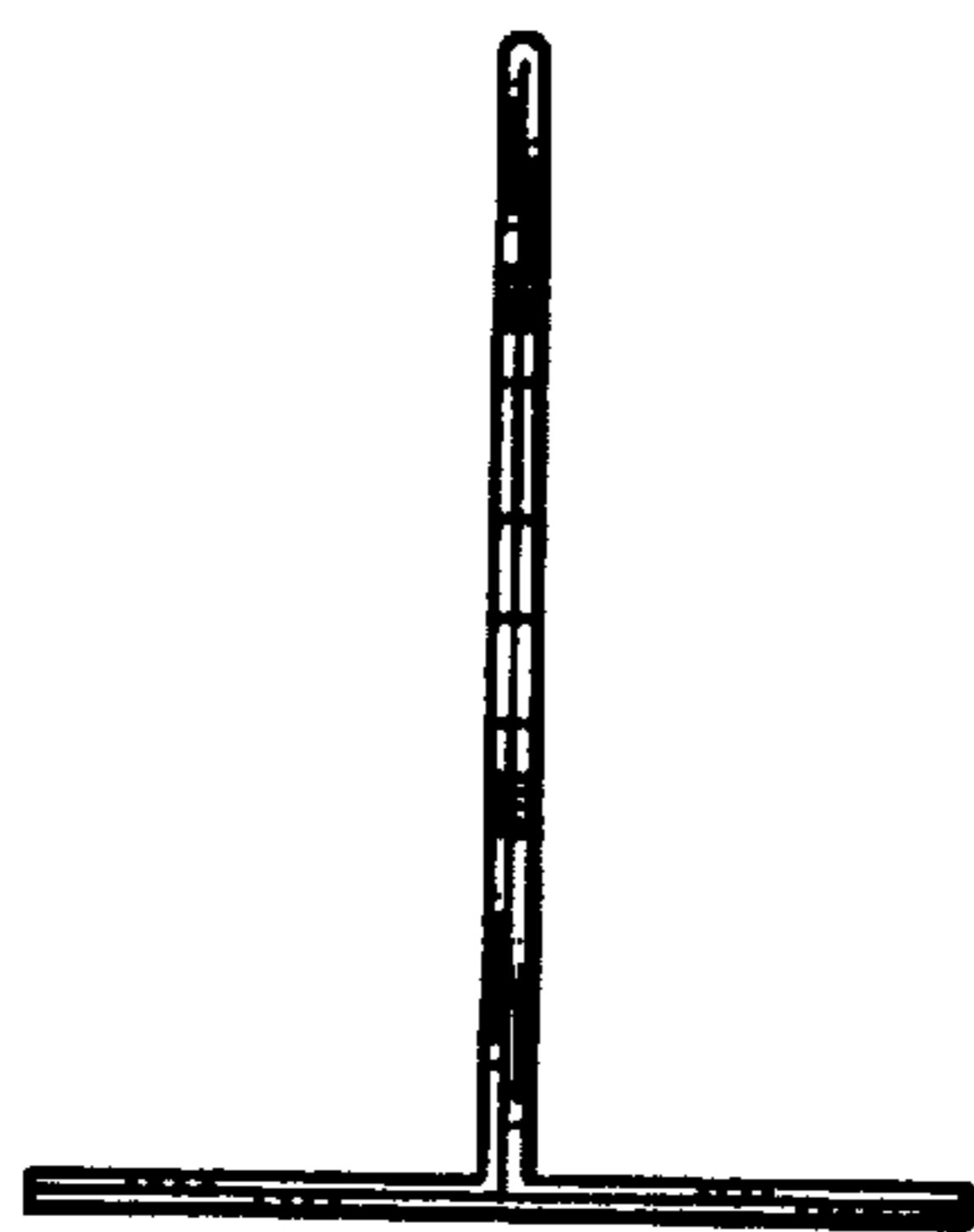


FIG. 5




FIG. 6