



US00D330253S

United States Patent [19]

[11] Patent Number: **Des. 330,253**

Burek

[45] Date of Patent: **** Oct. 13, 1992**

[54] **ELECTROSURGICAL HANDPIECE**

[75] Inventor: **Paul P. Burek, Aurora, Colo.**

[73] Assignee: **Birtcher Medical Systems, Inc., Irvine, Calif.**

[**] Term: **14 Years**

[21] Appl. No.: **592,889**

[22] Filed: **Oct. 4, 1990**

[52] U.S. Cl. **D24/144**

[58] Field of Search **D24/144; 604/20, 119, 604/902; 138/106; 606/46, 49, 50**

4,901,719 2/1990 Trenconsky et al. 606/49
5,035,695 7/1991 Weber, Jr. et al. 606/49 X
5,071,418 12/1991 Rosenbaum 606/49 X

Primary Examiner—Stella Reid
Assistant Examiner—I. Simmons
Attorney, Agent, or Firm—John R. Ley

[57] **CLAIM**

The ornamental design for an electrosurgical hand-piece, as shown and described.

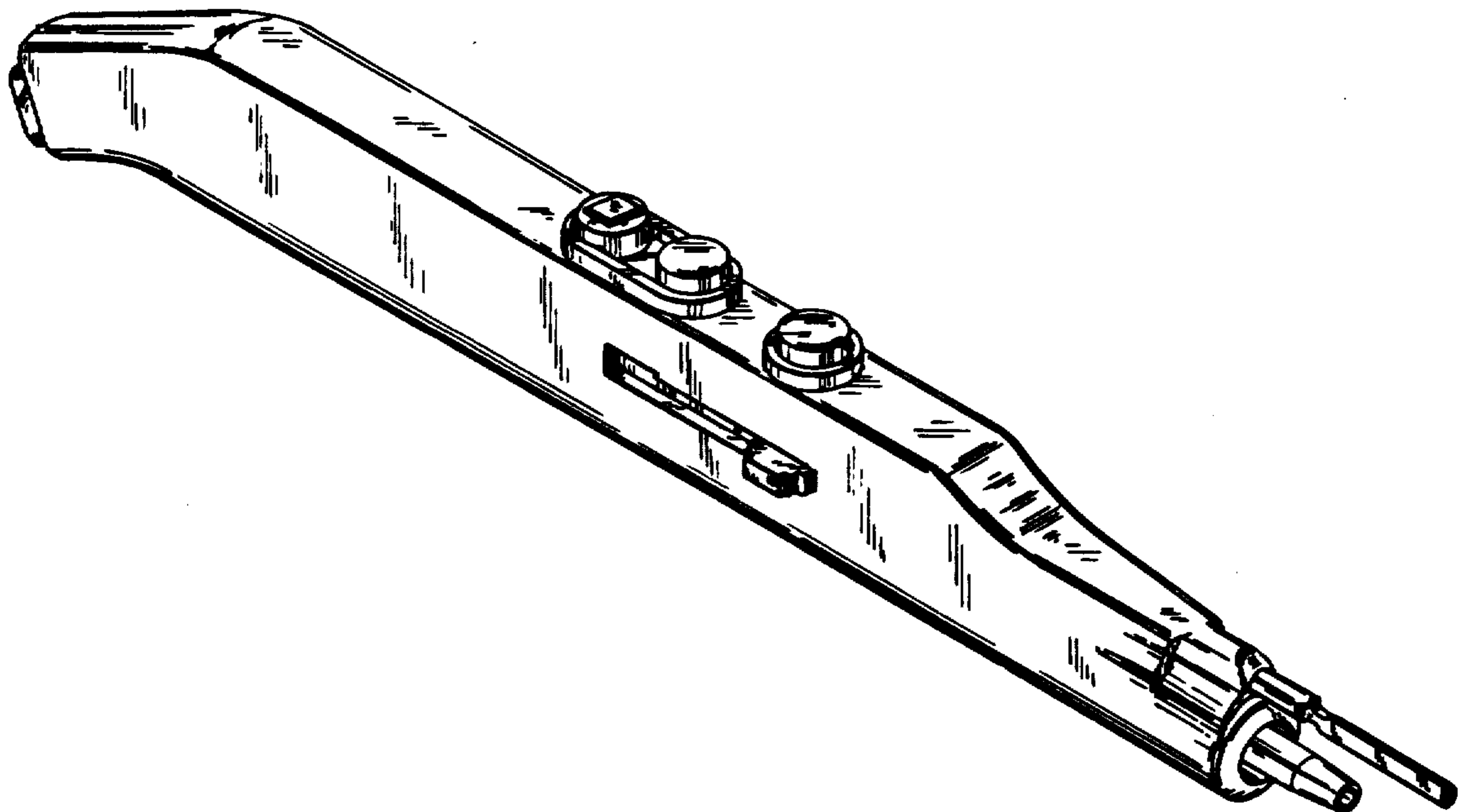
DESCRIPTION

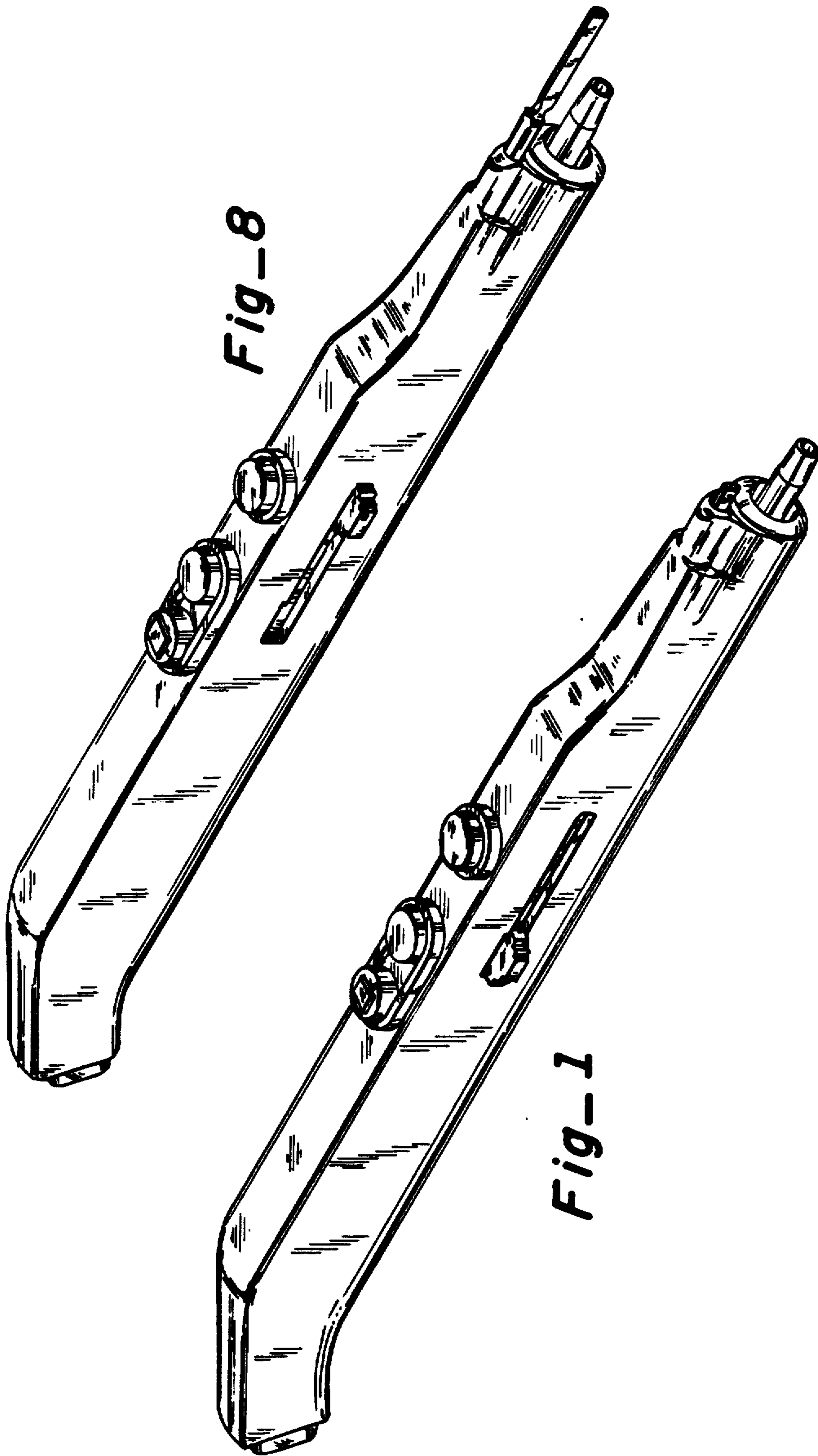
FIG. 1 is a perspective view of an electrosurgical hand-piece showing my new design;
FIG. 2 is a top plan view thereof;
FIG. 3 is a right side elevational view thereof;
FIG. 4 is a bottom plan view thereof;
FIG. 5 is a left side elevational view thereof;
FIG. 6 is a front end elevational view thereof;
FIG. 7 is a rear end elevational view thereof;
FIG. 8 is a perspective view thereof showing the tip portion in an extended position;
FIG. 9 is a top plan view thereof;
FIG. 10 is a right side elevational view thereof;
FIG. 11 is a bottom plan view thereof;
FIG. 12 is a left side elevational view thereof;
FIG. 13 is a front end elevational view thereof; and,
FIG. 14 is a rear end elevational view thereof.

[56] **References Cited**

U.S. PATENT DOCUMENTS

D. 246,053	10/1977	Staub et al.	D24/144
D. 249,549	9/1978	Pike	D24/144
D. 270,372	8/1983	Russo et al.	D24/144
3,804,096	4/1974	Gowser	606/49 X
3,825,004	7/1974	Durden, III	128/275.1
3,828,780	8/1974	Momson, Jr.	128/275.1
3,902,494	9/1975	Haberlen et al.	128/275.1
3,906,955	9/1975	Roberts	128/303.17
3,911,241	10/1975	Jarrard	200/157
4,021,630	5/1977	Taylor	200/159
4,307,720	12/1981	Weber, Jr.	128/276
4,562,838	1/1986	Walker	128/303.14
4,688,569	8/1987	Rabinowitz	600/49 X





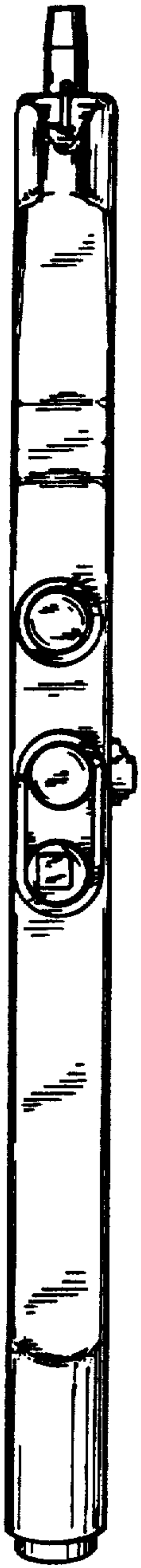


Fig-2

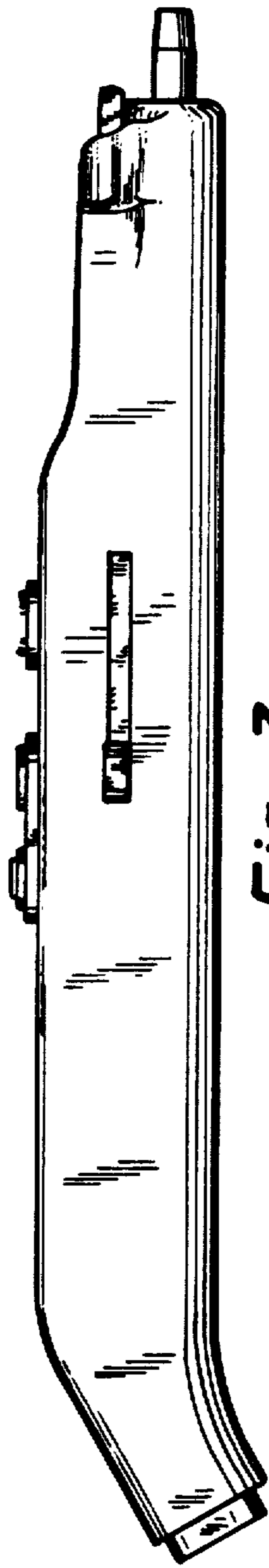


Fig-3



Fig-4




Fig-5



Fig-6

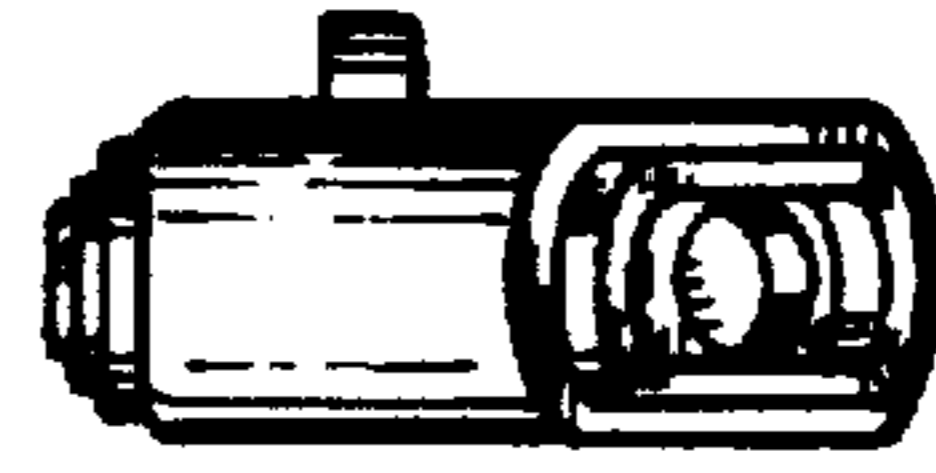


Fig-7

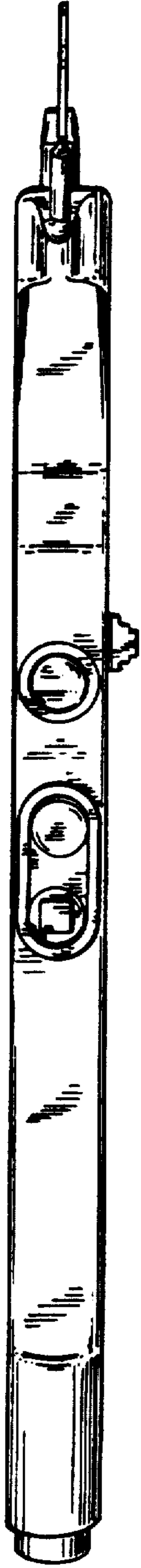


Fig-9

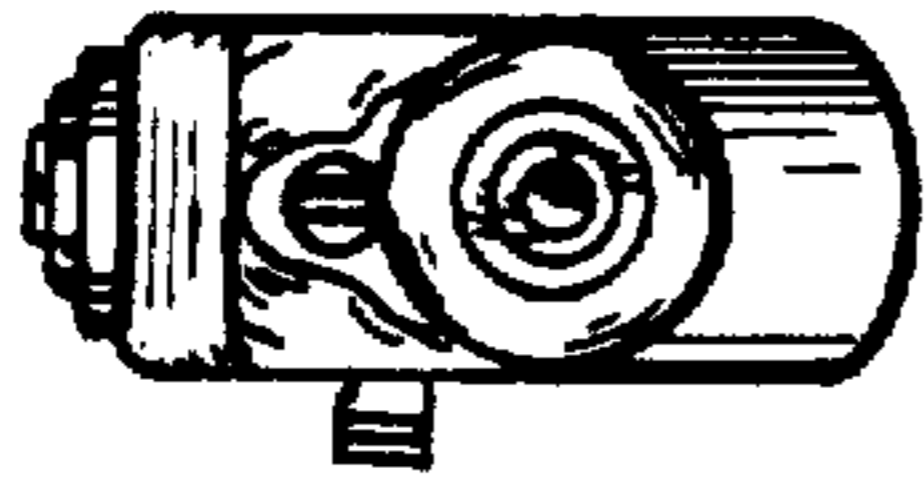


Fig-13

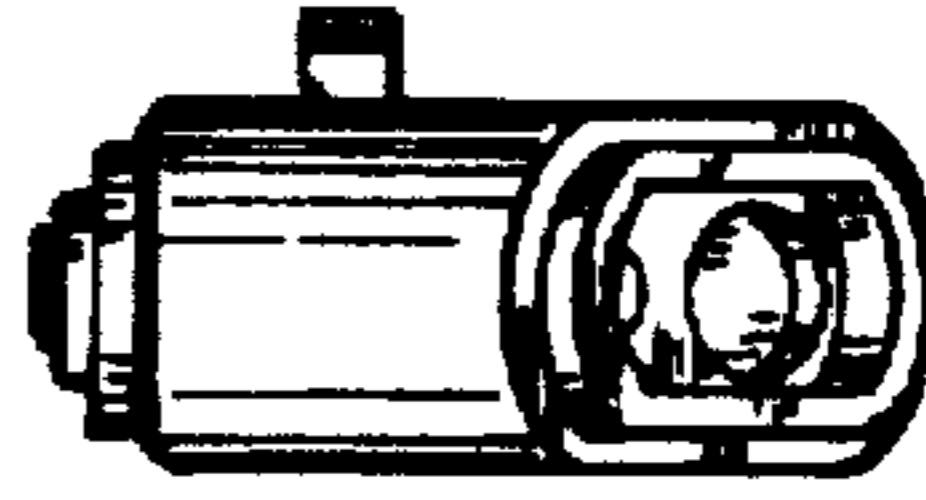


Fig-14



Fig-10



Fig-11

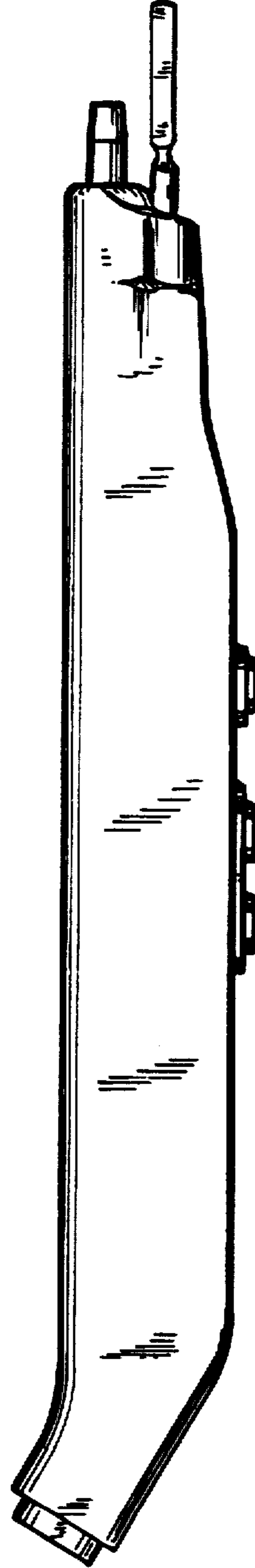


Fig-12