



US00D330244S

United States Patent [19] Pruikisma

[11] Patent Number: Des. 330,244

[45] Date of Patent: ** Oct. 13, 1992

[54] WEEDLESS FISHING HOOK

3,640.014 2/1972 Gurka 43/42.43

[75] Inventor: Richard Pruiksma, Clifton, N.J.

Primary Examiner—A. Hugo Word

[73] Assignee: RJC Outdoors, Inc., N.J.

Assistant Examiner—Doris V. Coles

[*] Notice: The portion of the term of this patent subsequent to Sep. 12, 2006 has been disclaimed.

Attorney, Agent, or Firm—Siegmar Silber

[**] Term: 14 Years

[57] CLAIM

[21] Appl. No.: 583,353

The ornamental design for a weedless fishing hook, as shown and described.

[22] Filed: Sep. 17, 1990

DESCRIPTION

Related U.S. Application Data

[63] Continuation-in-part of Ser. No. 466,736, Jan. 18, 1990.

FIG. 1 is a perspective view of a weedless fishing hook, showing my new design;

[52] U.S. Cl. D22/144

FIG. 2 is a front elevational view thereof;

[58] Field of Search D22/126, 129, 144;
43/42.45, 42.37, 42.28, 43.2, 42.93, 42.42, 43.6,
43.4, 42.43, 42.06, 42.09, 42.34, 42.32, 43.16,
44.8

FIG. 3 is a right side elevational view, the left side being a mirror image thereof;

FIG. 4 is a top plan view thereof;

FIG. 5 is a bottom plan view thereof;

FIG. 6 is a perspective view of a second embodiment;

FIG. 7 is a front elevational view thereof;

FIG. 8 is a right side elevational view, the left side being a mirror image thereof;

FIG. 9 is a top plan view thereof;

FIG. 10 is a bottom plan view thereof;

FIG. 11 is a perspective view of a third embodiment;

FIG. 12 is a front elevational view thereof;

FIG. 13 is a right side elevational view, the left side being a mirror image thereof;


FIG. 14 is a top plan view thereof; and,

FIG. 15 is a bottom plan view thereof.

[56] References Cited

U.S. PATENT DOCUMENTS

D. 299,944	2/1989	Haavig et al.	D22/126
1,546,105	7/1925	Powell	D22/129 X
2,594,038	4/1952	Lauterwasser	43/42.28
3,128,572	4/1964	McVay	43/42.28






FIG. 1

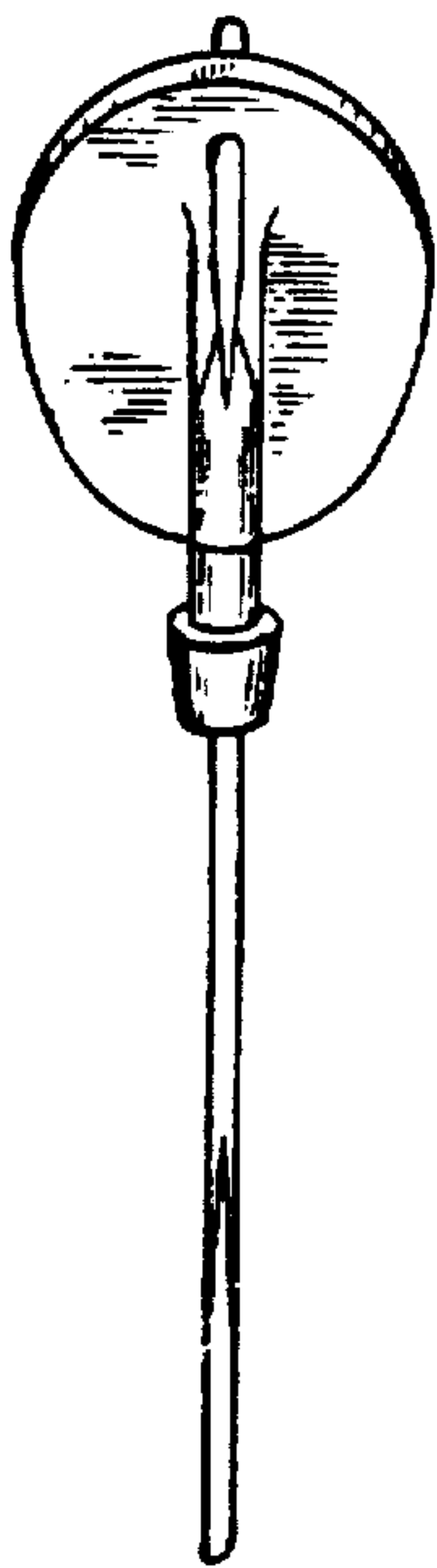


FIG. 2

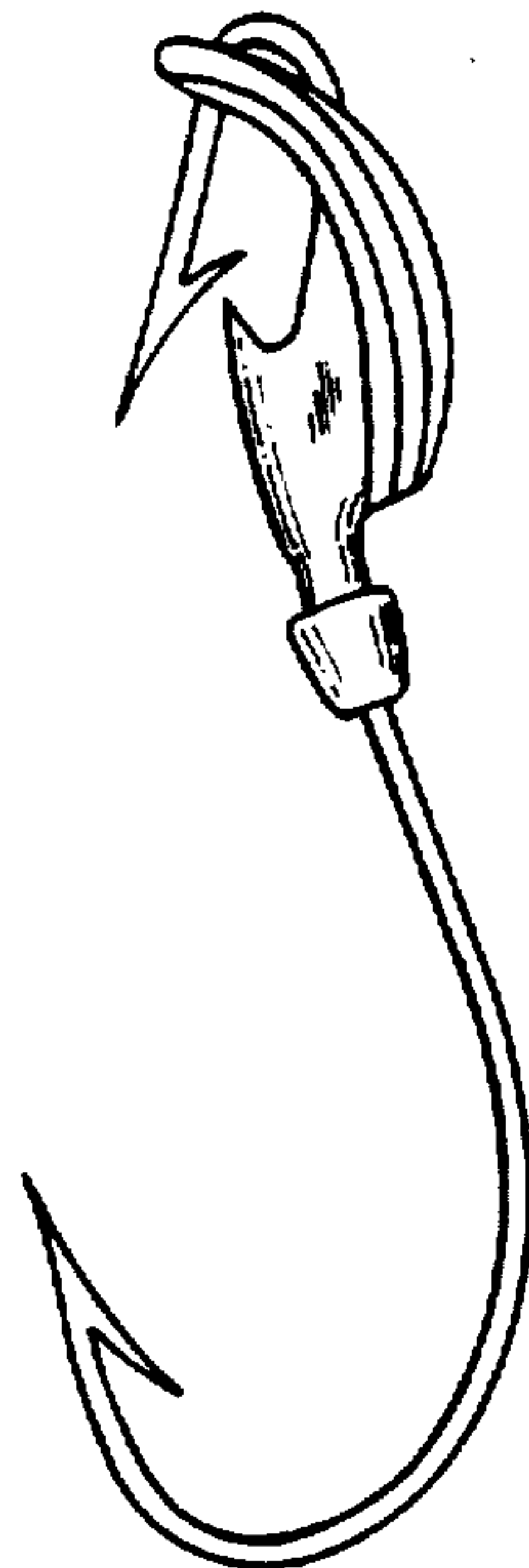


FIG. 3

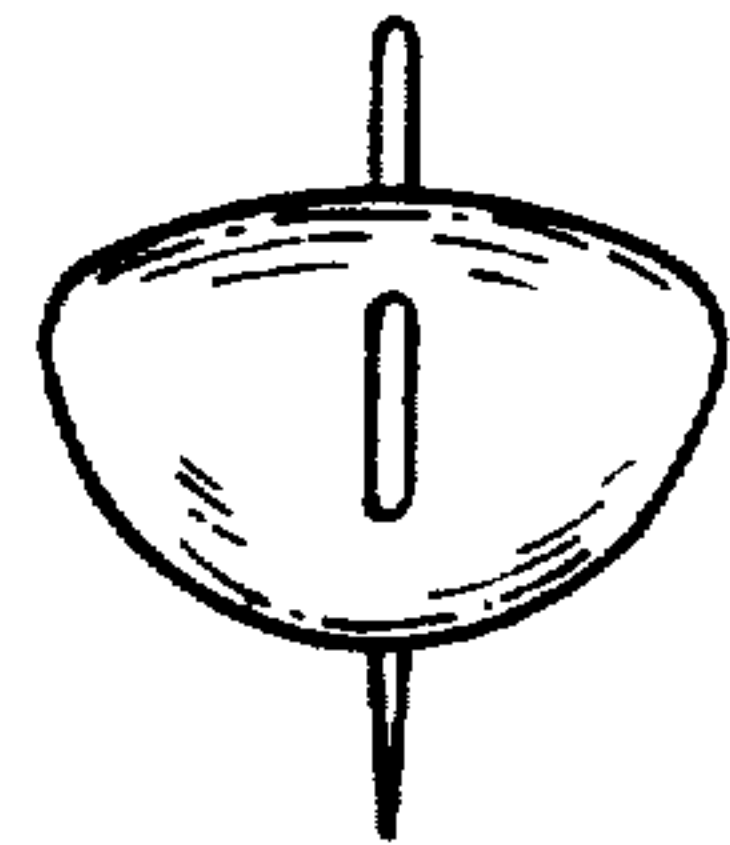


FIG. 4

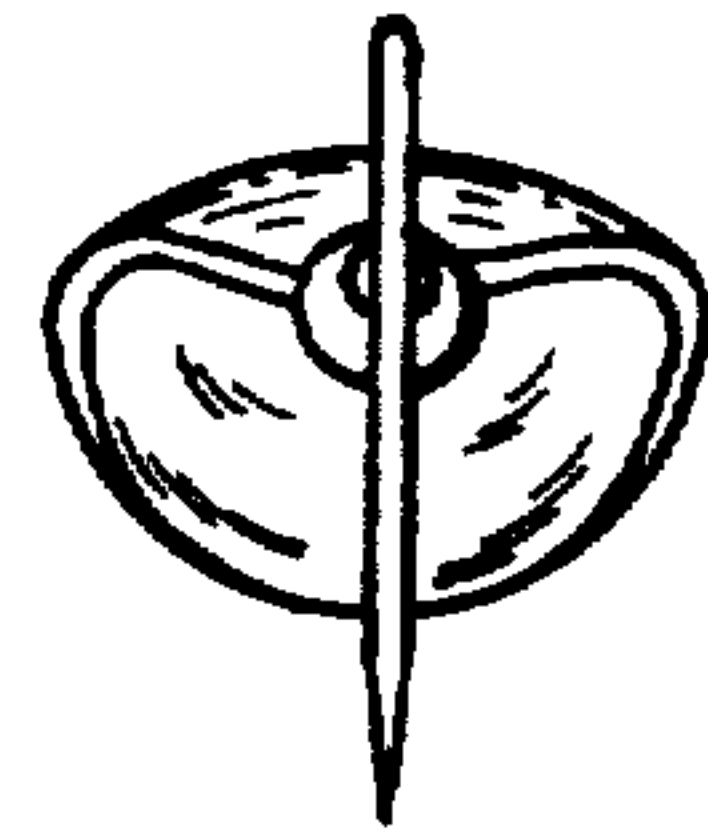


FIG. 5




FIG. 6

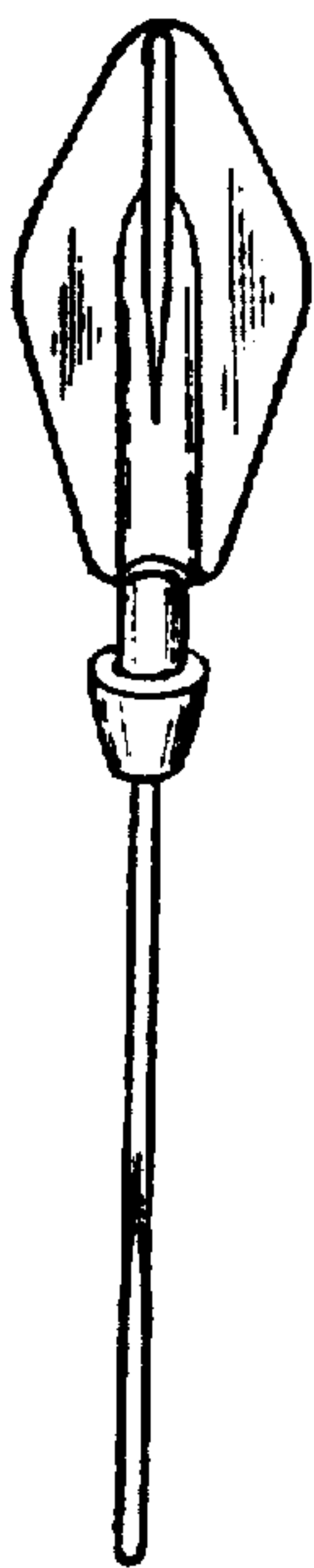


FIG. 7

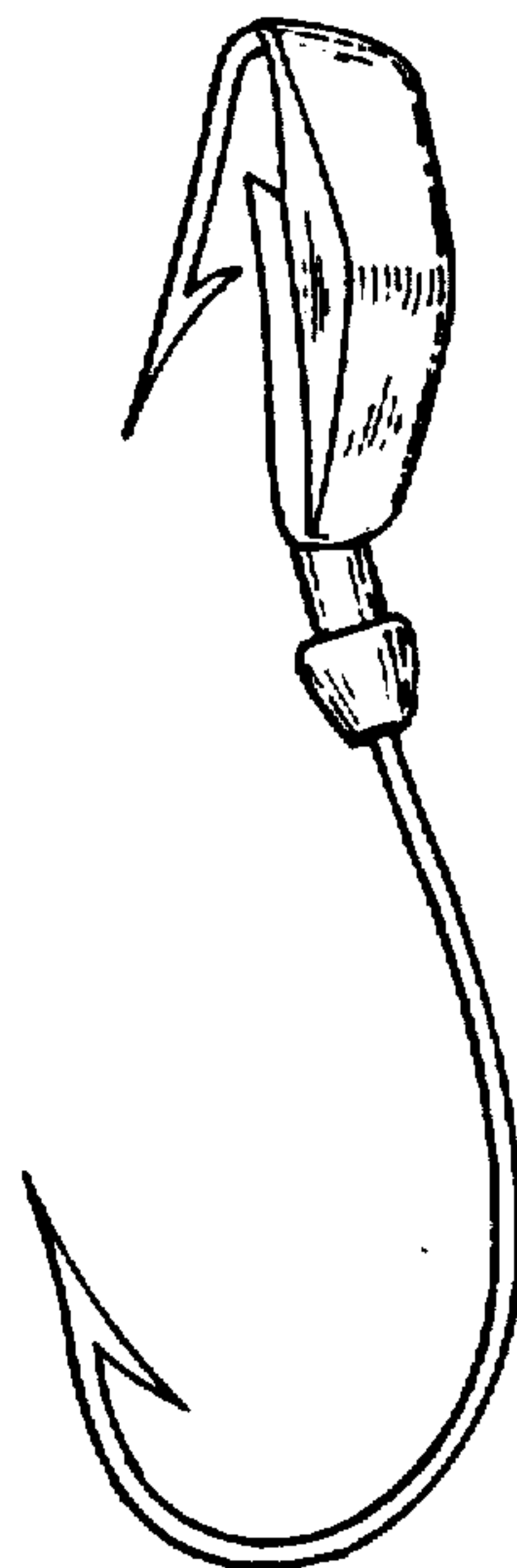


FIG. 8

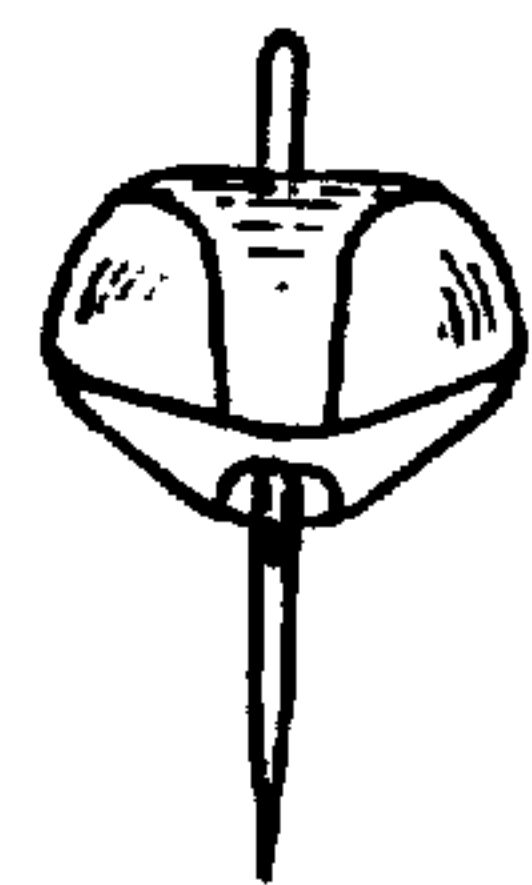


FIG. 9

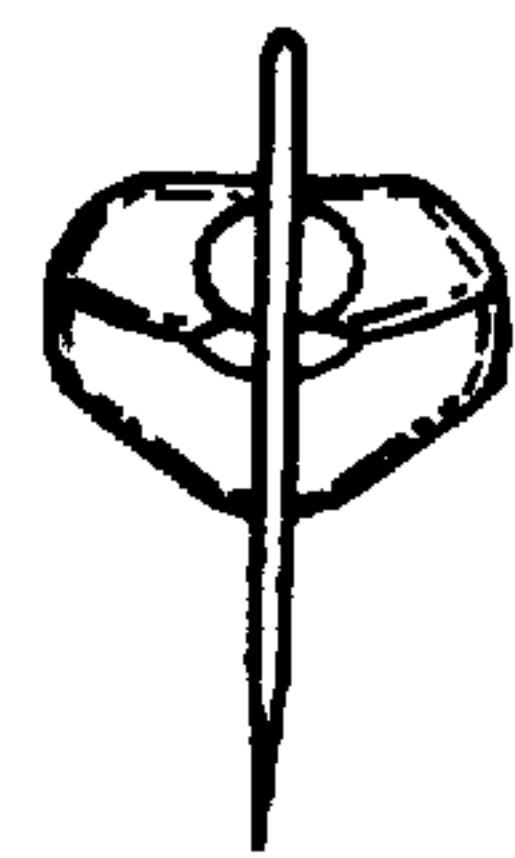


FIG. 10




FIG. 11

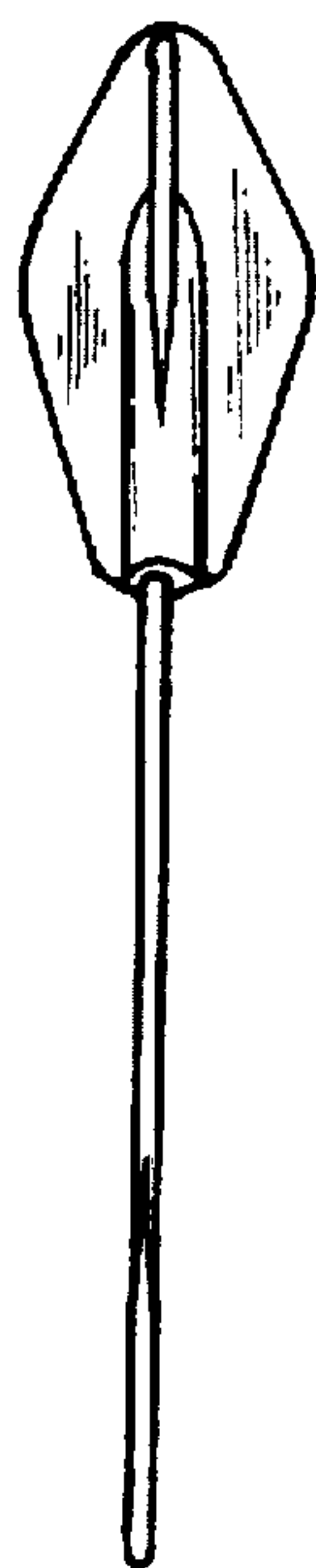


FIG. 12




FIG. 13



FIG. 14

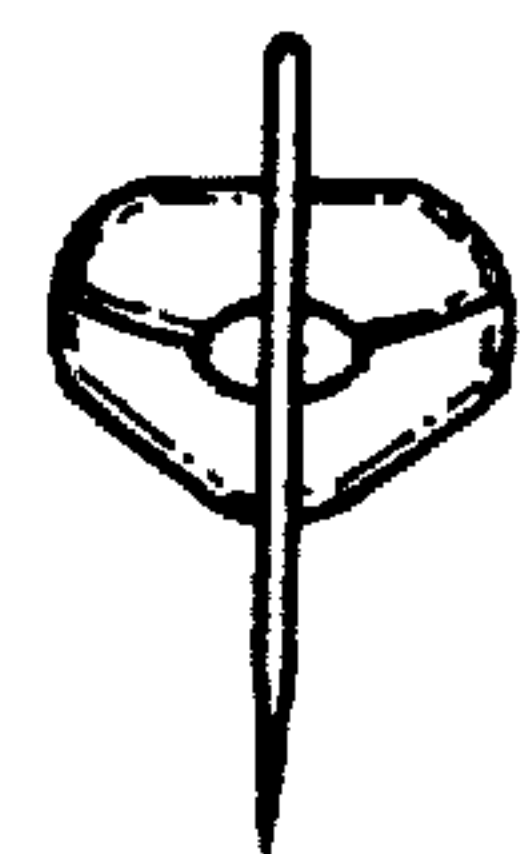


FIG. 15