



US00D330231S

United States Patent [19]

[11] Patent Number: **Des. 330,231**

Tachikawa

[45] Date of Patent: **** Oct. 13, 1992**

[54] **TRACK SECTION**

[75] Inventor: **Hideki Tachikawa, Tokyo, Japan**

[73] Assignee: **Tomy Company, Ltd., Katsushika, Japan**

[*] Notice: The portion of the term of this patent subsequent to Oct. 13, 2006 has been disclaimed.

[**] Term: **14 Years**

[21] Appl. No.: **554,595**

[22] Filed: **Jul. 19, 1990**

[30] **Foreign Application Priority Data**

Jan. 24, 1990 [JP] Japan 2-1835

[52] U.S. Cl. **D21/143**

[58] Field of Search D21/108, 143, 129; D8/72, 73, 394; 446/446, 447; 238/10 E, 10 F, 10 R

[56] **References Cited**

U.S. PATENT DOCUMENTS

D. 266,529 10/1982 Aoki D21/143

D. 305,135 12/1989 Ng D21/143
3,140,825 7/1964 Edmondson 238/10 F
3,205,833 9/1965 Fitzpatrick D21/143

OTHER PUBLICATIONS

Tyco Toy Catalog, 1987, p. 59, #6717.
Tomy Toy Catalog, 1987, p. 56, #8638.
Tyco Toy Catalog, 1987, p. 60, #6705B-9.
Tyco Toy Catalog, 1987, p. 57.

Primary Examiner—Bernard Ansher
Assistant Examiner—R. Barkai
Attorney, Agent, or Firm—Staas & Halsey

[57] **CLAIM**

The ornamental design for a track section, as shown and described.

DESCRIPTION

FIG. 1 is a front elevational view of a track section showing my new design;
FIG. 2 is a rear elevational view thereof;
FIG. 3 is a right-side elevational view thereof;
FIG. 4 is a left-side elevational view thereof;
FIG. 5 is a top plan view thereof; and,
FIG. 6 is a bottom plan view thereof.

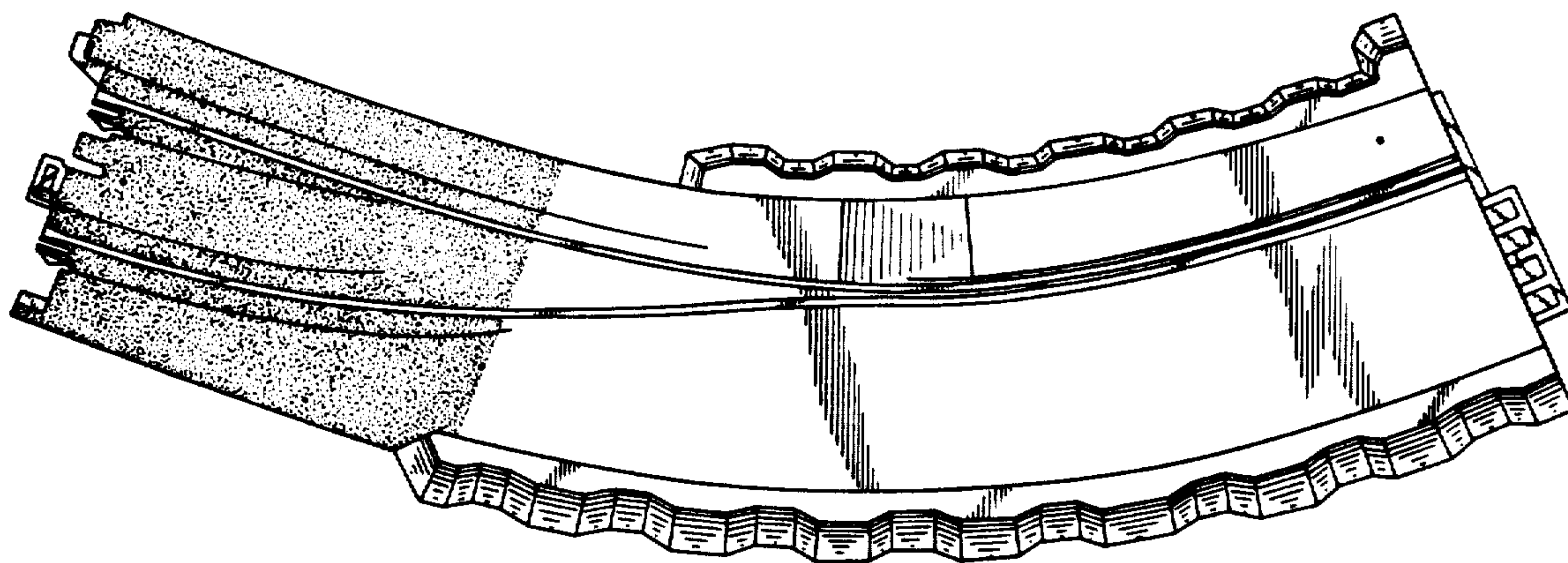


FIG. 1.




FIG. 2.




FIG. 3.

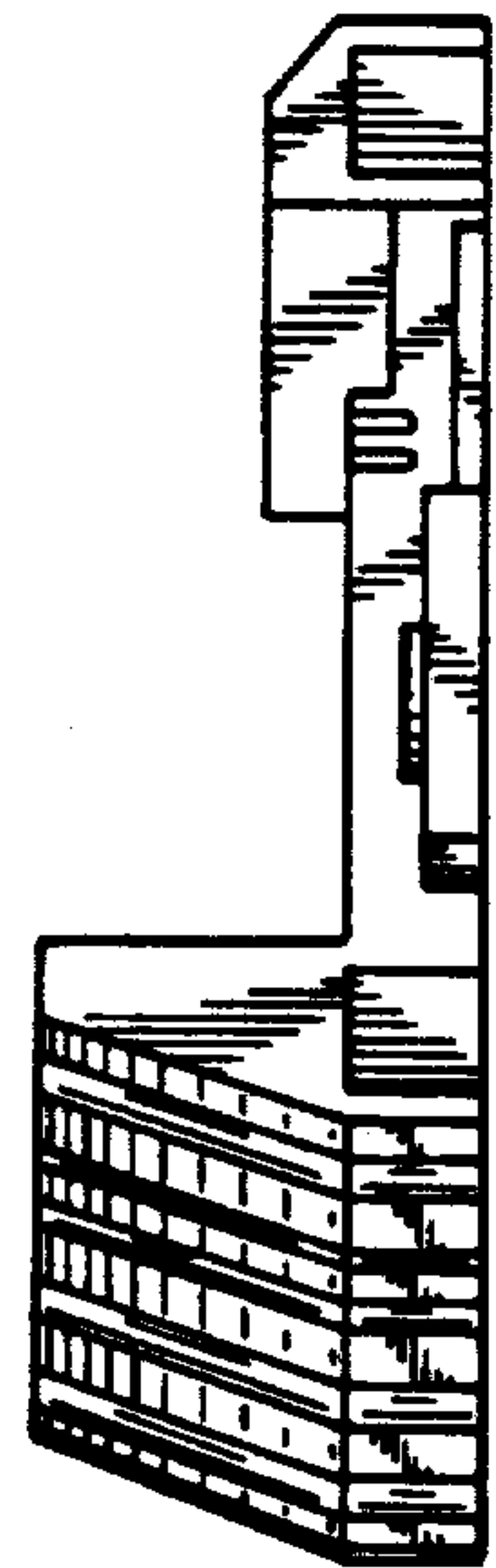


FIG. 4.

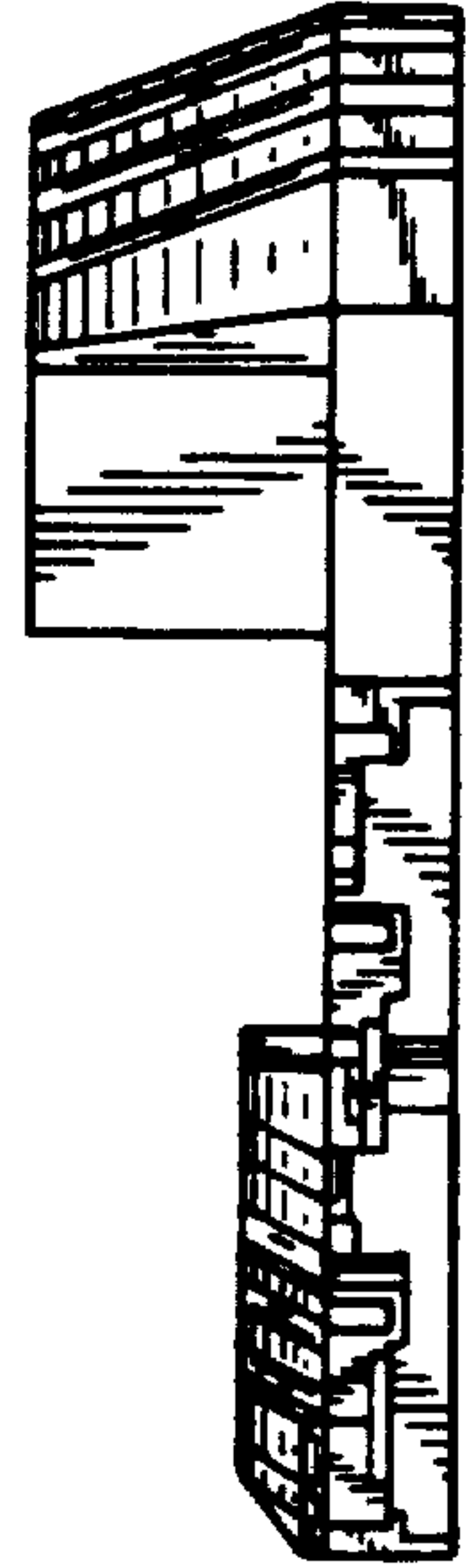


FIG. 5.

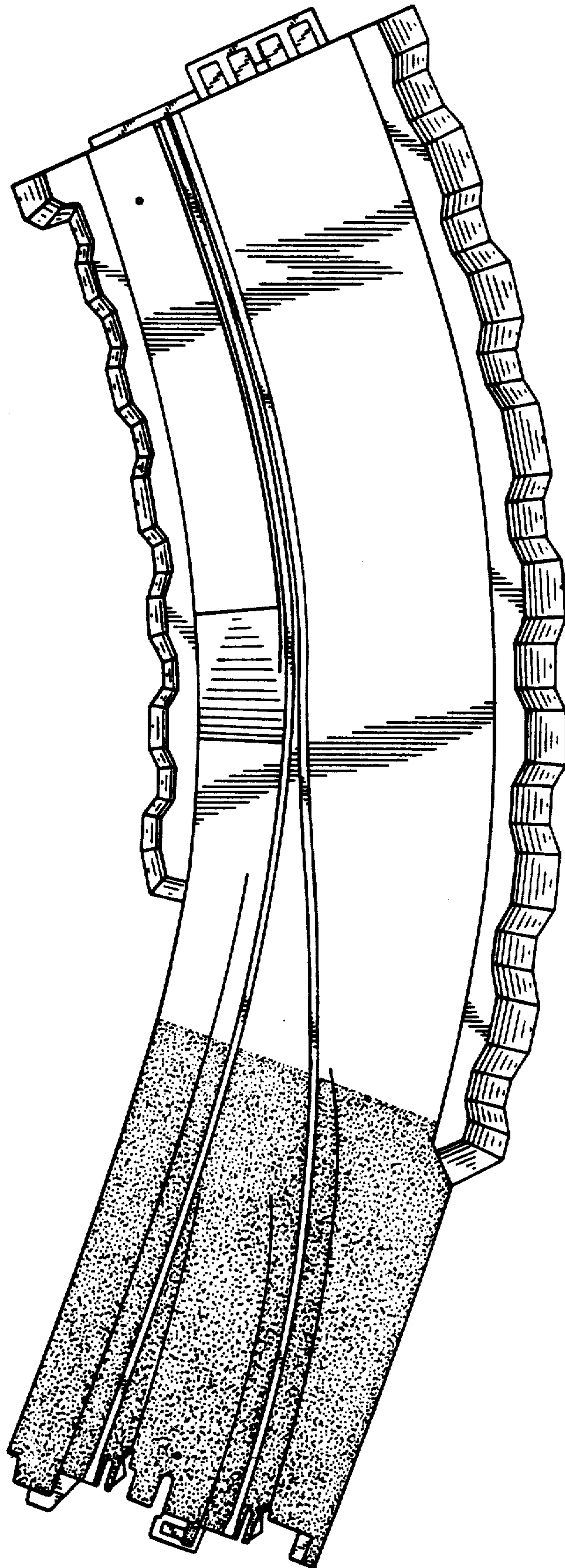


FIG. 6.

