



US00D330217S

United States Patent [19]

[11] Patent Number: Des. 330,217

Booker

[45] Date of Patent: ** Oct. 13, 1992

[54] **WRITING INSTRUMENT**

D. 285,936 9/1986 Booker et al. D19/51
D. 290,265 6/1987 Holznecht et al. D19/51 X

[75] Inventor: **Brian A. J. Booker**, East Sussex, England

OTHER PUBLICATIONS

[73] Assignee: **Parker Pen (Benelux) B.V.**, Netherlands

Jacobs Gardner Office Products ©1988, see p. 574 circled Parker "Jotter" right center.

Jacobs Gardner Office Products ©1988, see p. 572 circled "Connaissance" lower left.

[**] Term: **14 Years**

Lawrence, Cliff, Fountain Pens, pp. 70, 72, 74.

[21] Appl. No.: **454,117**

Primary Examiner—Nelson C. Holtje

Assistant Examiner—Martha Thompson

[22] Filed: **Dec. 21, 1989**

Attorney, Agent, or Firm—Andrus, Scales, Starke & Sawall

[30] **Foreign Application Priority Data**

Aug. 14, 1989 [GB] United Kingdom 2000337

[52] U.S. Cl. **D19/48; D19/43; D19/51; D19/56; D19/57**

[58] Field of Search **D19/35, 36, 41-51, D19/54-58, 81-85; 401/209, 243, 244, 245, 246, 247**

[57] **CLAIM**

The ornamental design for a writing instrument, as shown and described.

DESCRIPTION

FIG. 1 is a left side elevational view of a writing instrument showing my new design in an exploded condition; FIG. 2 is a rear elevational view, with the cap member in place;

FIG. 3 is a front elevational view of FIG. 2;

FIG. 4 is a left side elevational view of FIG. 2, the right side being a mirror image thereof;

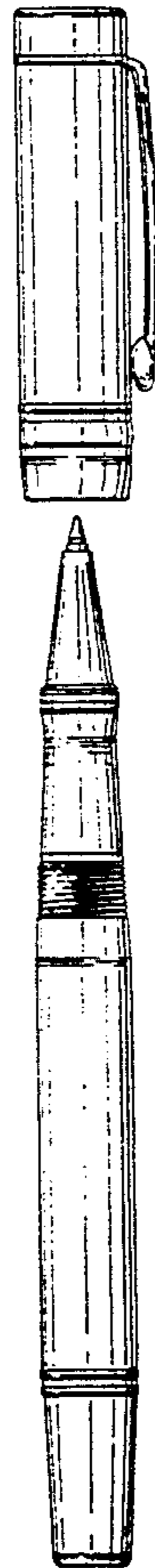
FIG. 5 is a top plan view of FIG. 2; and,

FIG. 6 is a bottom plan view of FIG. 2.

[56] **References Cited**

U.S. PATENT DOCUMENTS

D. 81,254	5/1930	Parker	D19/48
D. 223,130	3/1972	Green	D19/51 X
D. 241,434	9/1976	Schenk	D19/49
D. 273,017	3/1984	Bertrac	D19/49
D. 277,393	1/1985	Oyabu	D19/51
D. 279,383	6/1985	Hillebrand et al.	D19/51



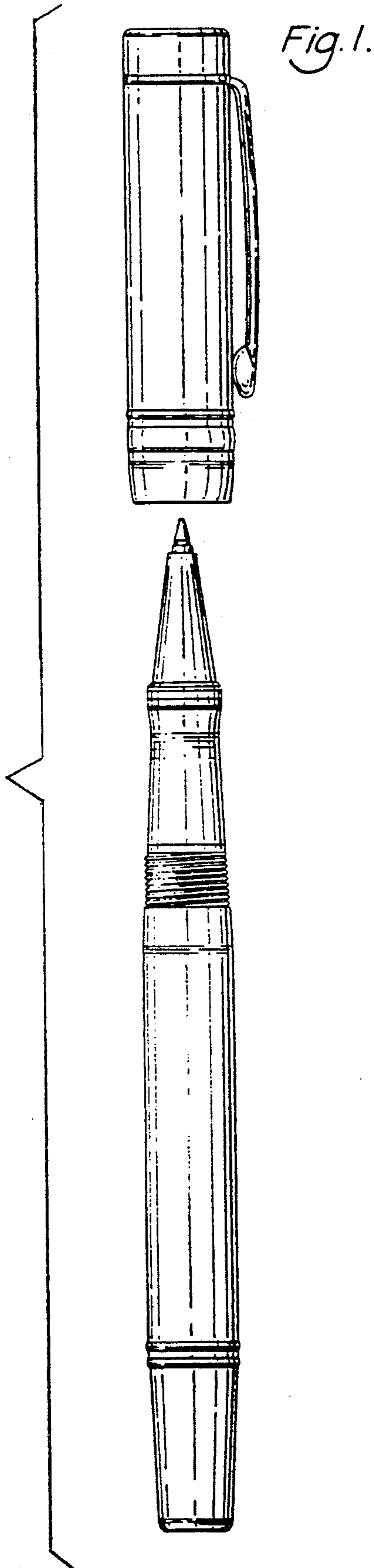


Fig. 2.

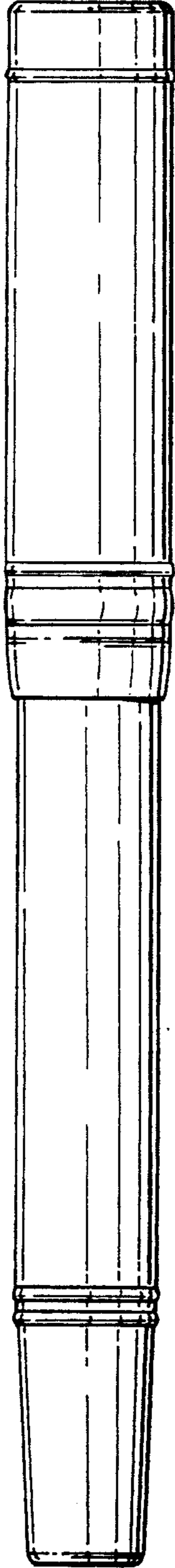


Fig. 3.




Fig. 4.

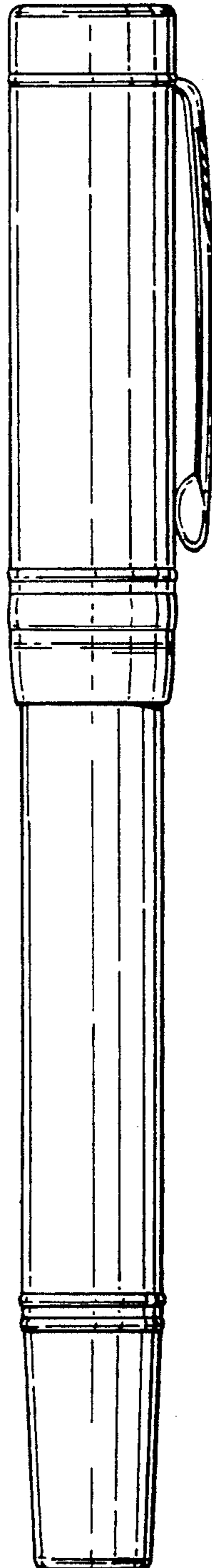


Fig. 5.




Fig. 6.

