



US00D330199S

# United States Patent [19]

[11] Patent Number: **Des. 330,199**

Mendel et al.

[45] Date of Patent: **\*\* Oct. 13, 1992**

[54] **COMPUTER KEYBOARD**

[75] Inventors: **Peter J. Mendel; Steven A. Silverstein**, both of Lexington, Ky.

[73] Assignee: **Lexmark International, Inc.**, Greenwich, Conn.

[\*\*] Term: **14 Years**

[21] Appl. No.: **420,391**

[22] Filed: **Oct. 11, 1989**

[52] U.S. Cl. .... **D14/115**

[58] Field of Search ..... D14/100, 101, 105, 106, D14/113, 115; D18/1, 7, 12; 235/145 A, 145 R; 340/700, 706, 711, 712; 341/22, 23, 26; 358/248, 249, 254; 364/706-710.14, 200, 900; 400/477, 479, 484-486, 693.1

[56] **References Cited**

**U.S. PATENT DOCUMENTS**

D. 270,911	10/1983	Endt	.....	D14/100
D. 276,230	11/1984	Akiyama	.....	D14/100
D. 277,284	1/1985	Horne	.....	D14/100
D. 278,818	5/1985	Aoyama	.....	D14/100

D. 279,190	6/1985	Tsumura et al.	.....	D14/100
D. 279,474	7/1985	Akagi et al.	.....	D14/100
D. 281,426	11/1985	Kurihara et al.	.....	D14/100
D. 282,069	1/1986	Lindhé	.....	D14/100


*Primary Examiner*—Wallace R. Burke  
*Assistant Examiner*—Freda S. Nunn  
*Attorney, Agent, or Firm*—Laurence R. Letson; John J. McArdle, Jr.

[57] **CLAIM**

The ornamental design for a computer keyboard, as shown and described.

**DESCRIPTION**

FIG. 1 is a top plan view of a computer keyboard showing our new design;  
FIG. 2 is a top, front, left side perspective view thereof;  
FIG. 3 is a rear elevational view thereof;  
FIG. 4 is a right side elevational view thereof;  
FIG. 5 is a left side elevational view thereof;  
FIG. 6 is a bottom plan view thereof;  
FIG. 7 is an elevated left front perspective view thereof;  
and,  
FIG. 8 is a top, rear, left side perspective view thereof.



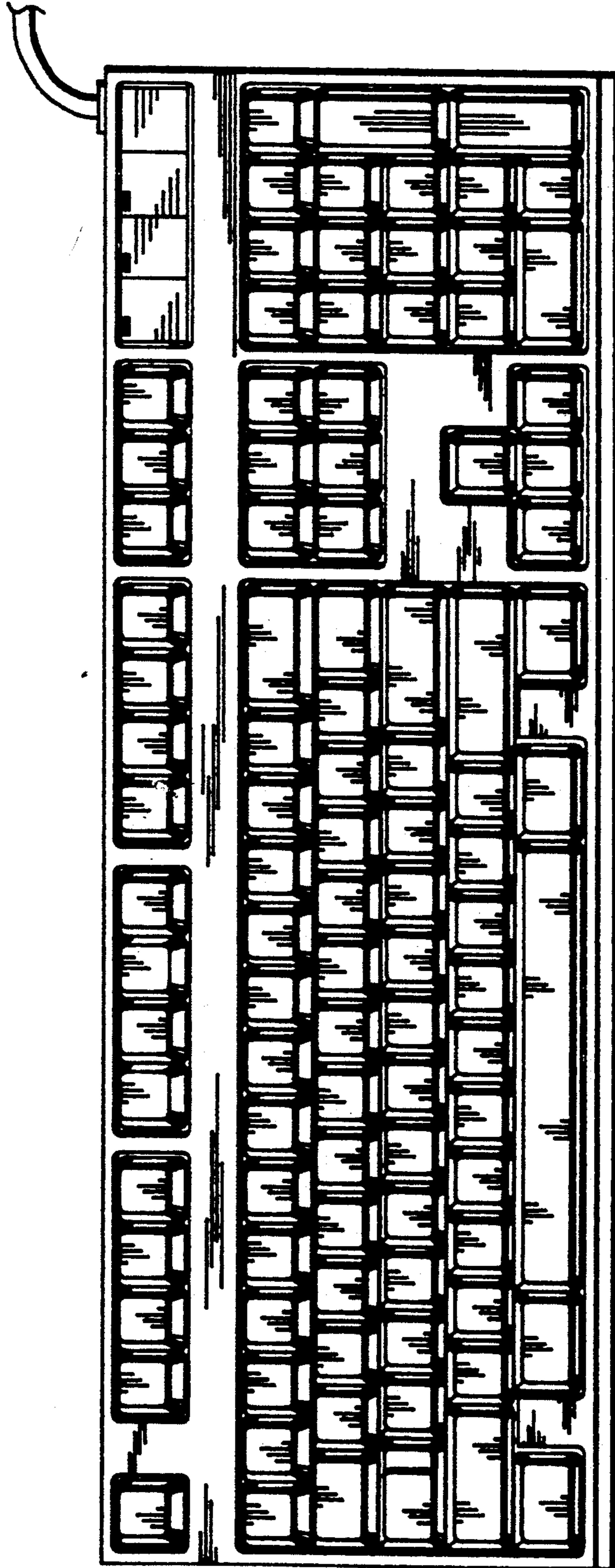


FIG. 1

FIG. 2




FIG. 3



FIG. 4





FIG. 5



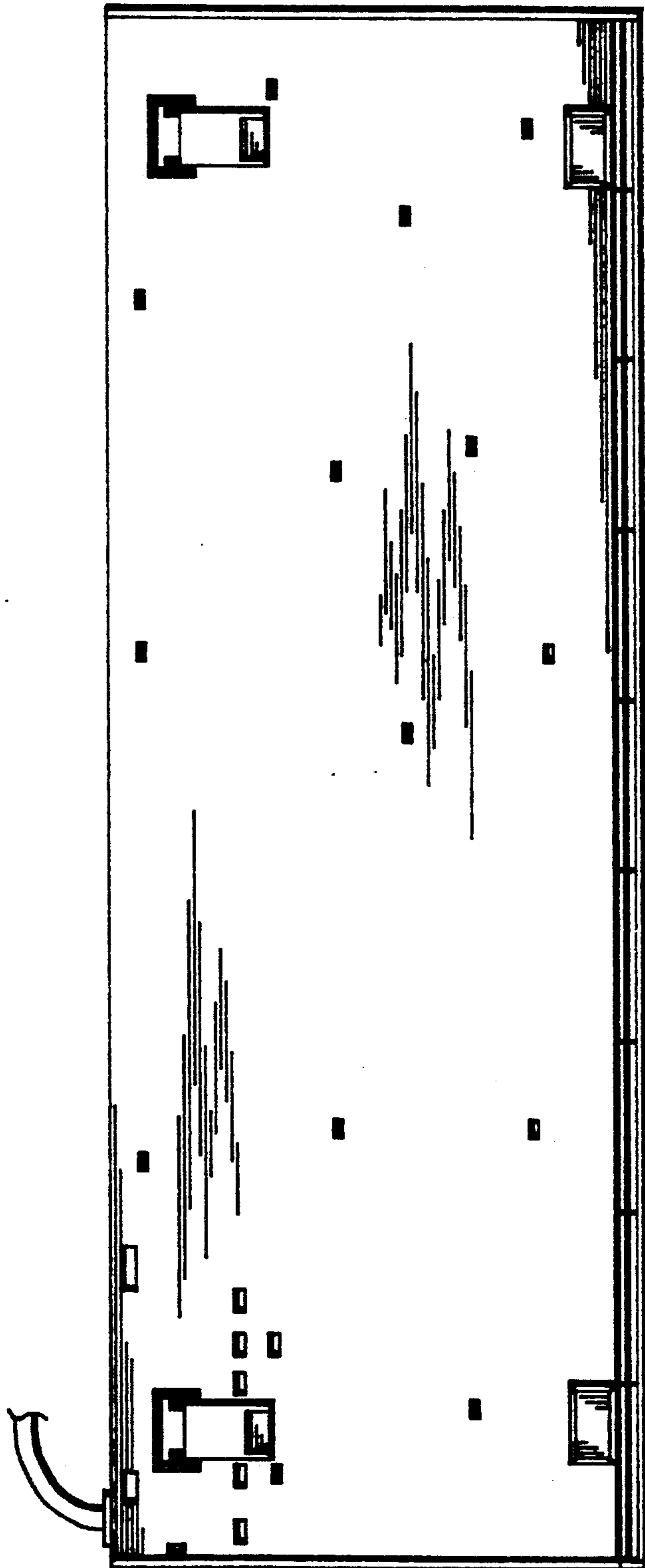


FIG. 6

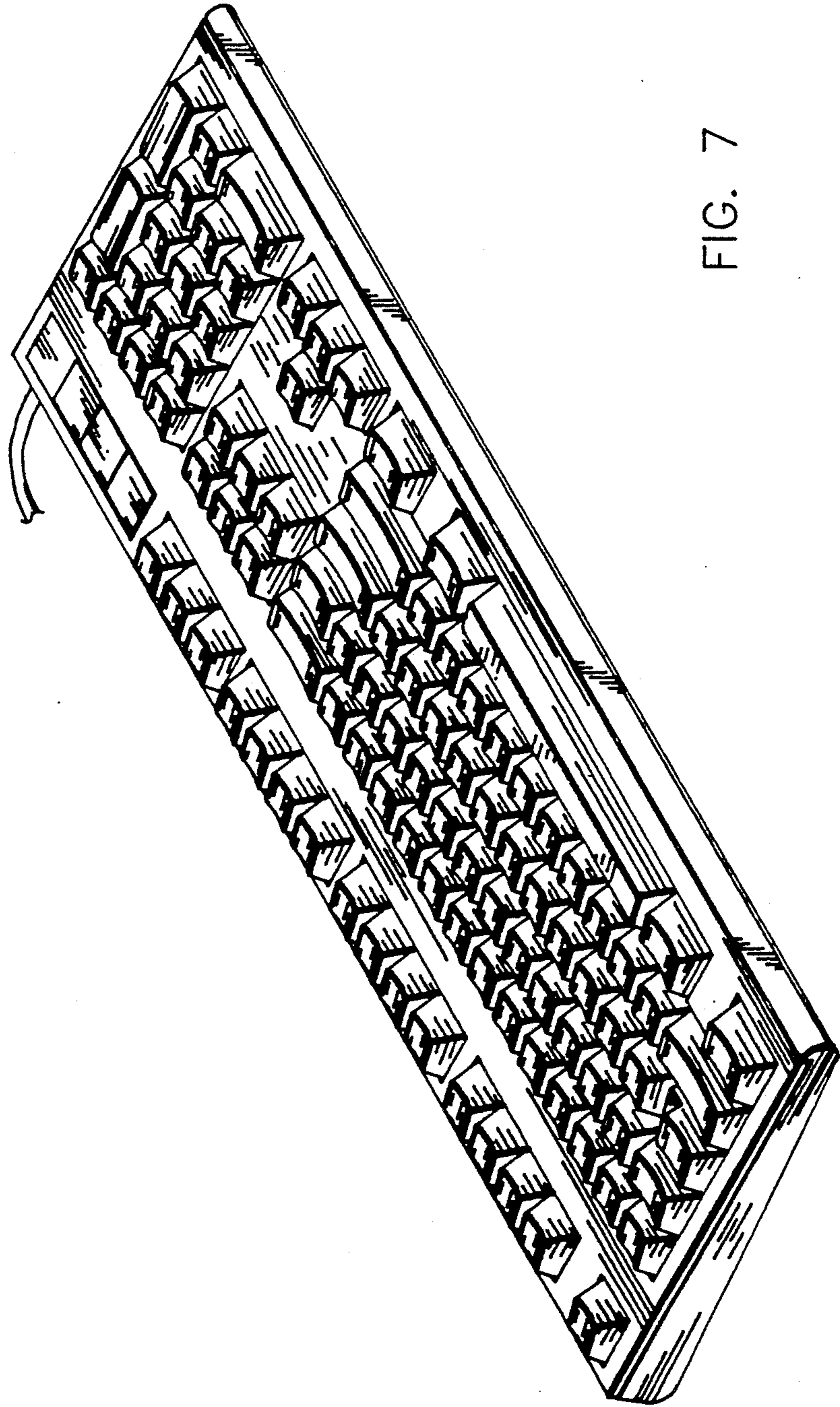


FIG. 7

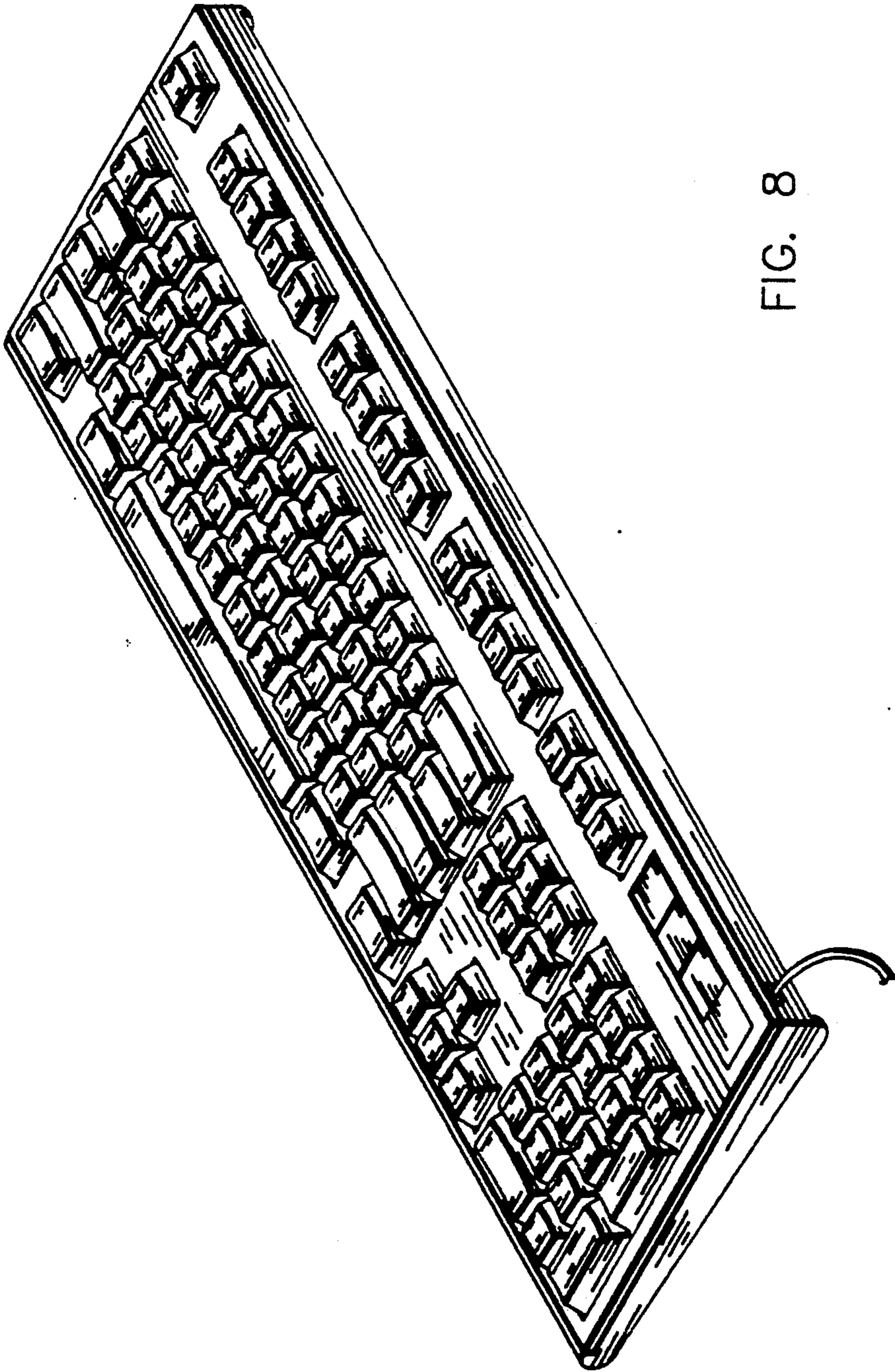


FIG. 8