



US00D330194S

# United States Patent [19]

[11] Patent Number: **Des. 330,194**

Izaki

[45] Date of Patent: **\*\* Oct. 13, 1992**

[54] **ELECTRONIC COMPUTER**

[75] Inventor: **Kenzo Izaki, Chiba, Japan**

[73] Assignee: **Kabushiki Kaisha Toshiba, Kanagawa, Japan**

[\*\*] Term: **14 Years**

[21] Appl. No.: **446,709**

[22] Filed: **Dec. 6, 1989**

[30] **Foreign Application Priority Data**

Jun. 6, 1989 [JP] Japan ..... 1-020666

[52] U.S. Cl. .... **D14/100**

[58] Field of Search ..... D14/100, 101, 106, 115; D18/1, 7, 11, 12; 235/145 A, 145 R; 340/700, 706, 711, 712; 341/22, 23, 26; 358/248, 249, 254; 364/706-710.14; 312/208

[56] **References Cited**

### U.S. PATENT DOCUMENTS

- D. 243,250 2/1977 Hazama ..... 364/708 X
- D. 284,966 8/1986 Larkins ..... D14/100
- D. 290,609 6/1987 Harlan et al. .... D18/7 X

- D. 298,623 11/1988 Yubisui et al. .... D14/100
- D. 304,930 12/1989 Hongo et al. .... D14/100
- D. 309,749 8/1990 Ido ..... D18/7
- 4,703,160 10/1987 Narishima et al. .... 364/708 X

*Primary Examiner*—Wallace R. Burke  
*Assistant Examiner*—Freda S. Nunn  
*Attorney, Agent, or Firm*—Banner, Birch, McKie & Beckett

### [57] CLAIM

The ornamental design for an electronic computer, as shown and described.

### DESCRIPTION

FIG. 1 is a top, front and right side perspective view of an electronic computer showing my new design; FIG. 2 is a front elevational view thereof the rear being a mirror image; FIG. 3 is a right side elevational view thereof; FIG. 4 is a left side elevational view thereof; FIG. 5 is an enlarged top plan view thereof; FIG. 6 is an enlarged bottom plan view thereof; and, FIG. 7 is a top, front and right side perspective view thereof showing the display panel and keyboard in closed position.

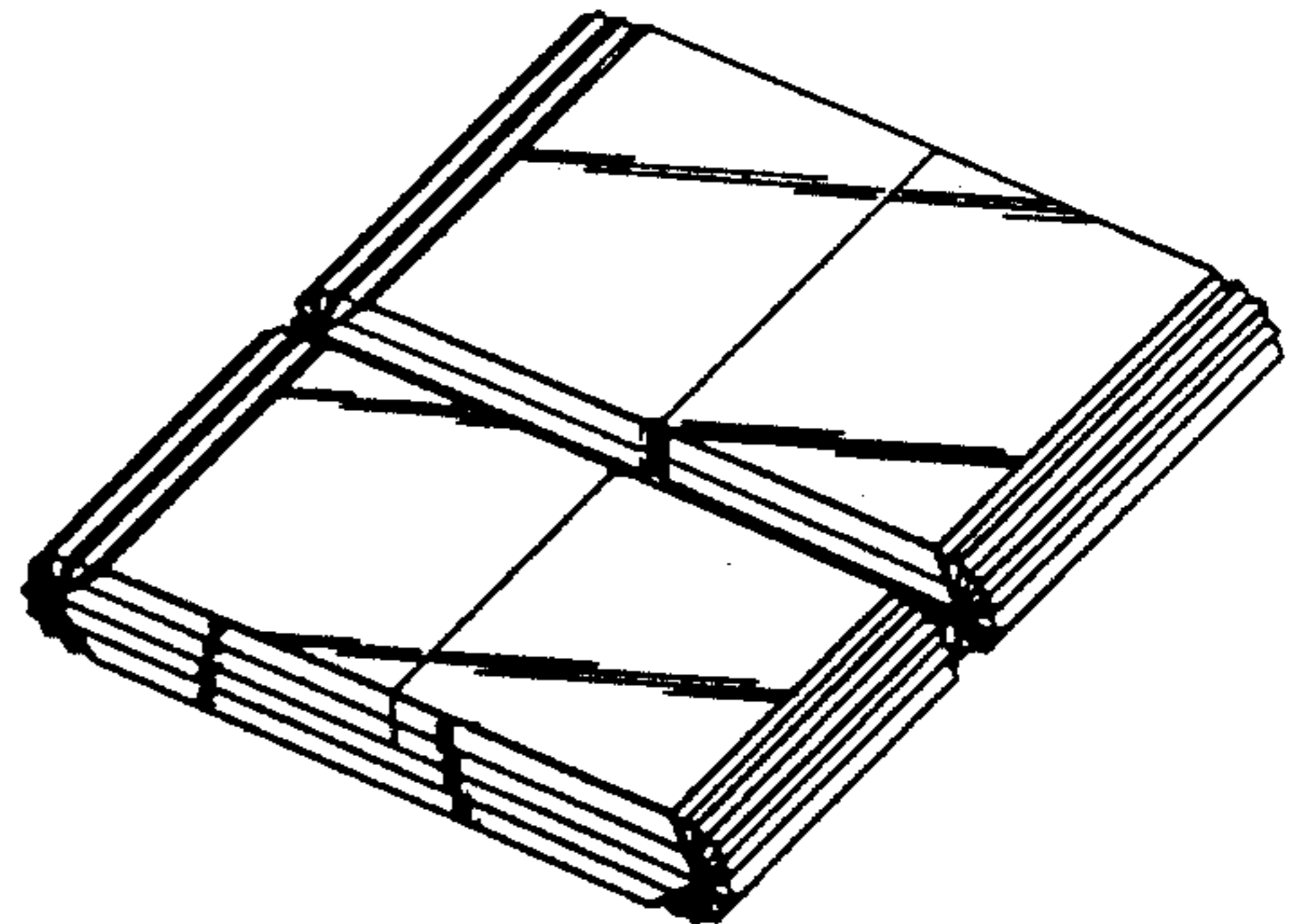



FIG. 1




FIG. 2



FIG. 3



FIG. 4



FIG.5

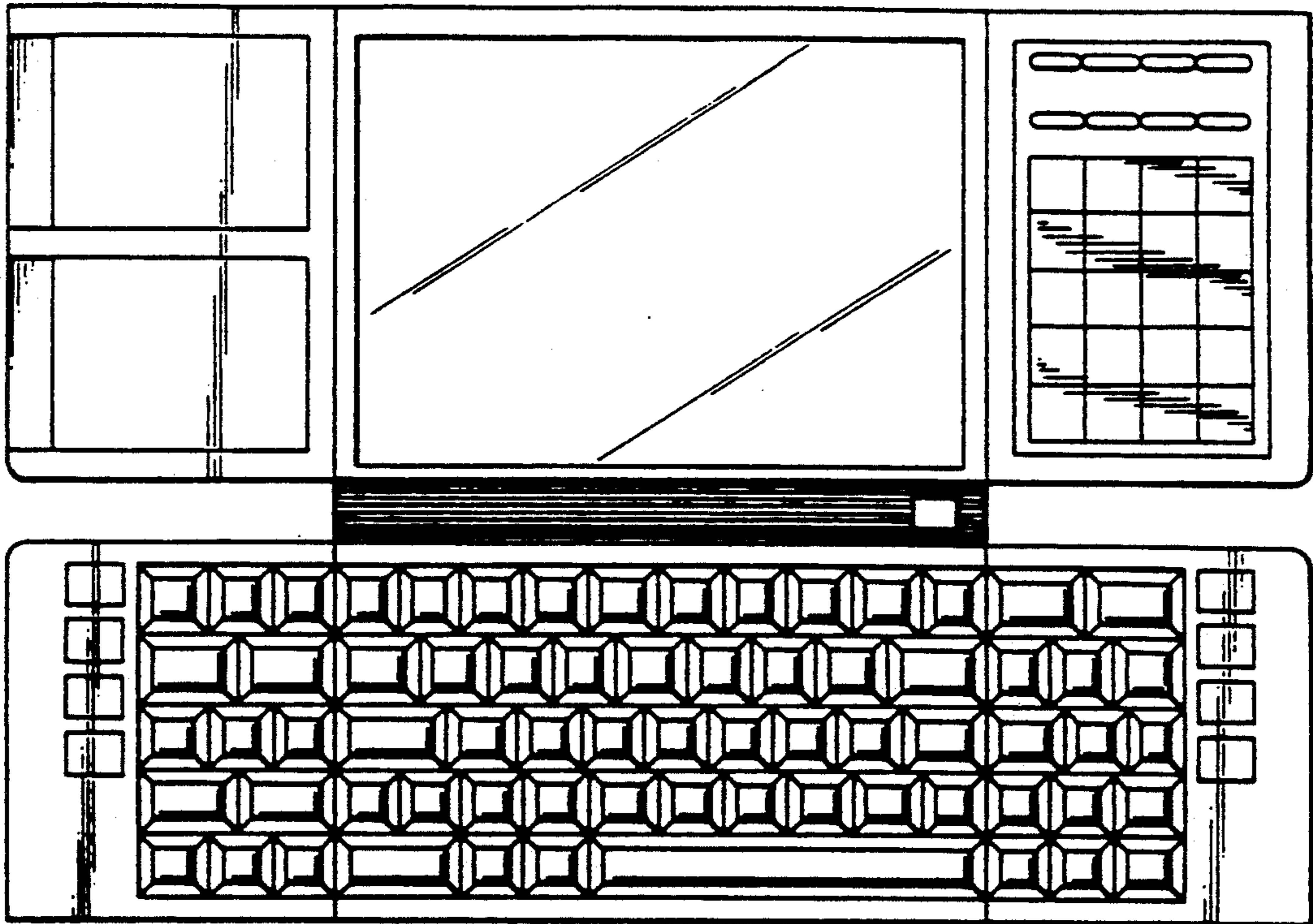


FIG.6

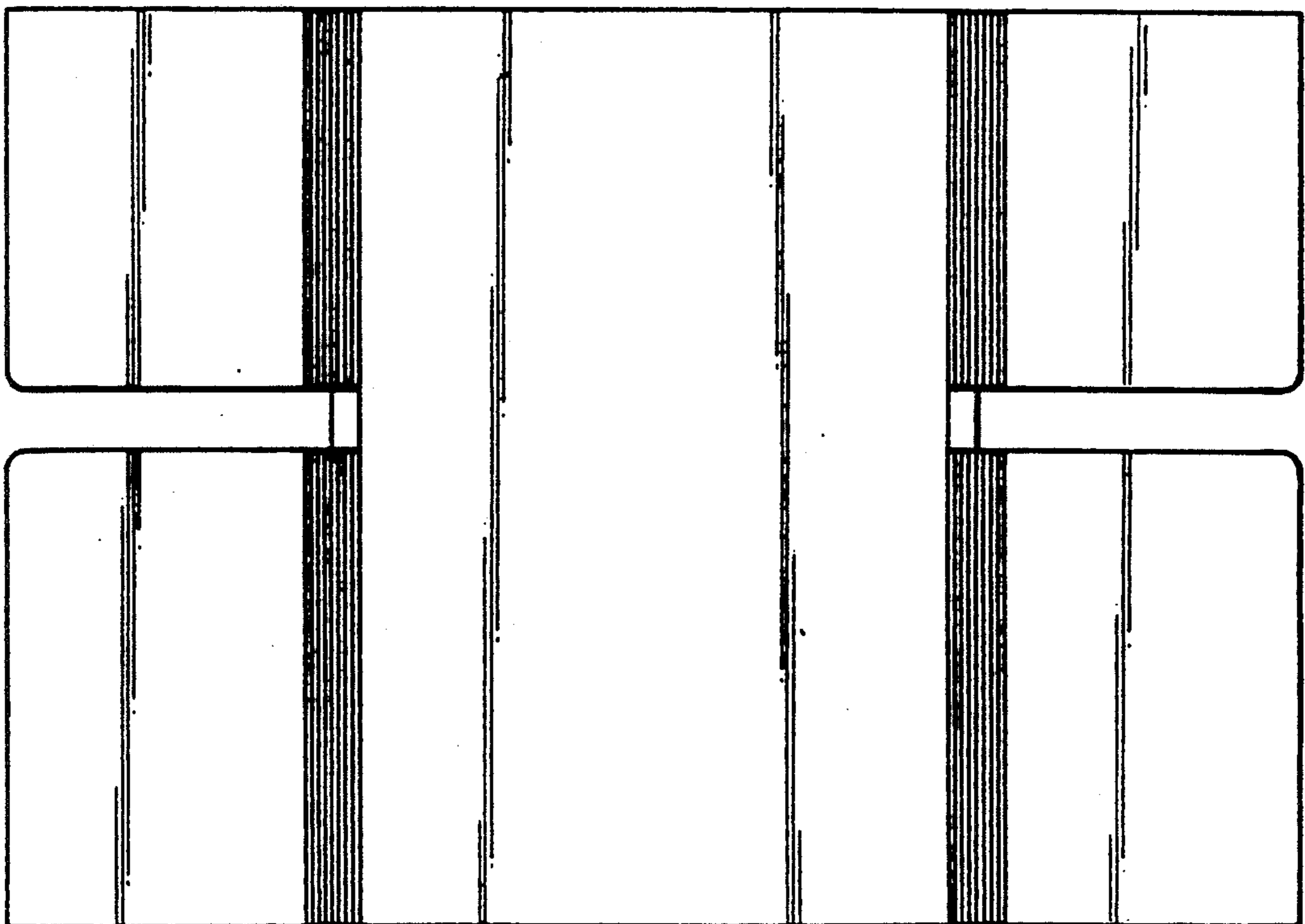


FIG. 7

