



US00D330173S

United States Patent [19]

[11] Patent Number: **Des. 330,173**

Juliana et al.

[45] Date of Patent: **** Oct. 13, 1992**

[54] **COMBINED SIGNALLING RECEIVER AND BUCKLE AND CLAMP UNIT FOR A DOG COLLAR**

4,202,293 5/1980 Gonda .
4,745,882 5/1988 Yarnall, Sr. .

[75] Inventors: **Vincent A. Juliana**, Chester Springs; **Steven Pancheri**, Downingtown, both of Pa.

[73] Assignee: **Invisible Fence Company, Inc.**, Berwyn, Pa.

[**] Term: **14 Years**

[21] Appl. No.: **668,404**

[22] Filed: **Mar. 11, 1991**

[52] U.S. Cl. **D10/106; D30/152**

[58] Field of Search **D10/104, 106, 121; 340/541, 548, 551, 552, 553, 555, 556, 561, 571, 572, 573; D30/151, 152**

[56] **References Cited**

U.S. PATENT DOCUMENTS

| | | | |
|------------|---------|--------------------|---------|
| D. 298,872 | 12/1988 | Cassel et al. | D30/152 |
| D. 306,504 | 3/1990 | Young | D30/152 |
| 2,023,950 | 12/1935 | Carter . | |
| 2,455,843 | 5/1948 | Jacob . | |
| 2,741,224 | 4/1956 | Putnam . | |
| 2,800,104 | 7/1957 | Cameron . | |
| 2,996,043 | 8/1961 | Pettingill . | |
| 3,589,337 | 10/1969 | Doss . | |
| 3,753,421 | 8/1973 | Peck . | |
| 3,944,803 | 3/1976 | Chao | D30/152 |
| 3,980,051 | 9/1976 | Fury . | |

OTHER PUBLICATIONS

Sporting Dog Specialties, p. 7, Jun. 1990 (Anti-Bark Training).

Photograph of Signal Receiver "A".

Photograph of Signal Receiver "B".

Photograph of Signal Receiver "C".

Photograph of Signal Receiver "D".

Primary Examiner—Wallace R. Burke

Assistant Examiner—Marcus Jackson

Attorney, Agent, or Firm—Dann, Dorfman, Herrell and Skillman

[57] **CLAIM**

The ornamental design for a combined signalling receiver and buckle and clamp unit for a dog collar, as shown and described.

DESCRIPTION

FIG. 1 is a front elevational view of a combined signalling receiver and buckle and clamp unit for a dog collar showing my new design, with the broken line showing for illustrative purposes only and forming no part of the claimed design;

FIG. 2 is a rear elevational view thereof;

FIG. 3 is a top plan view thereof;

FIG. 4 is a bottom plan view thereof;

FIG. 5 is a right side elevational view thereof; and,

FIG. 6 is a left side elevational view thereof.

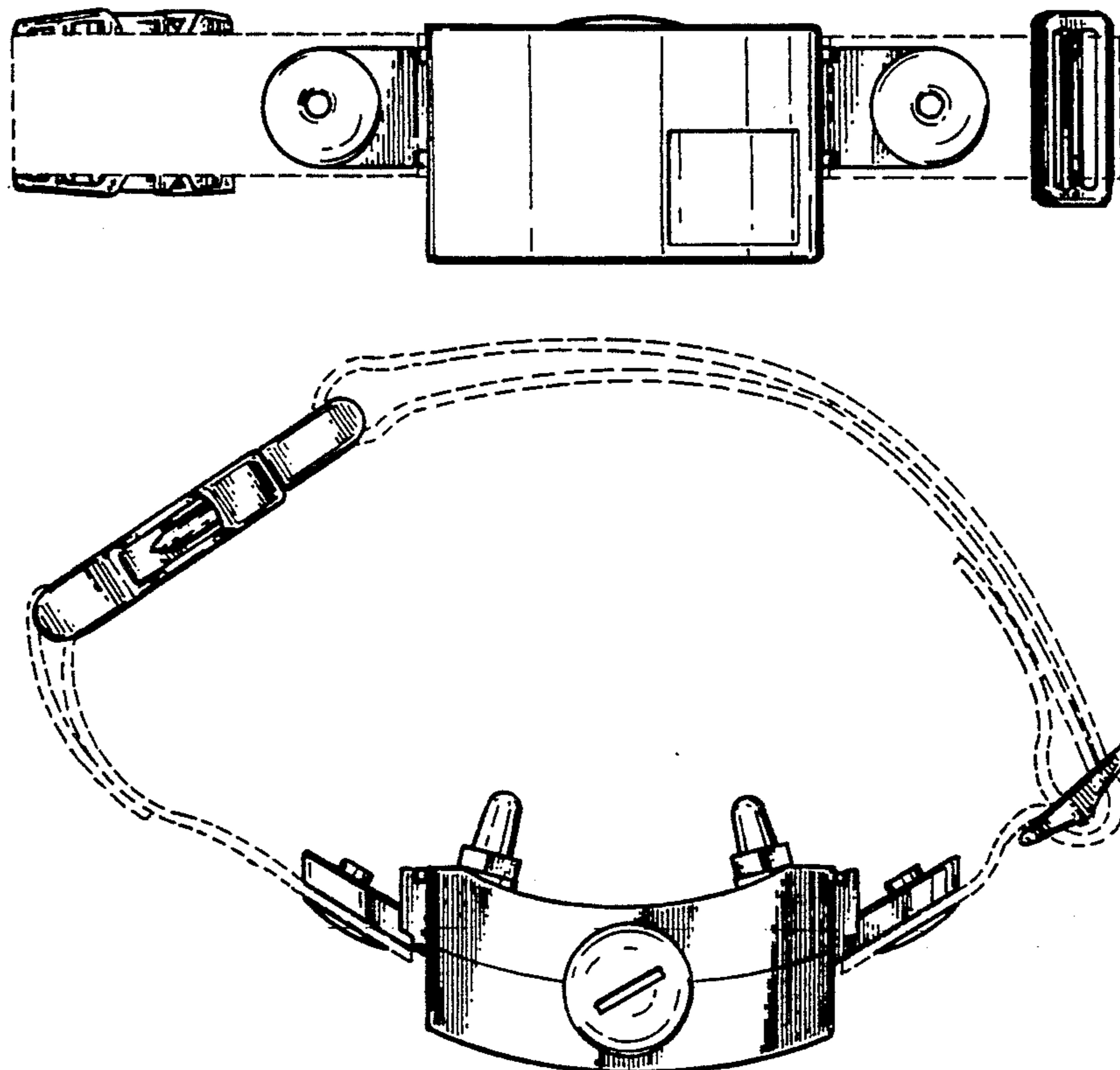


FIG. 1




FIG. 2

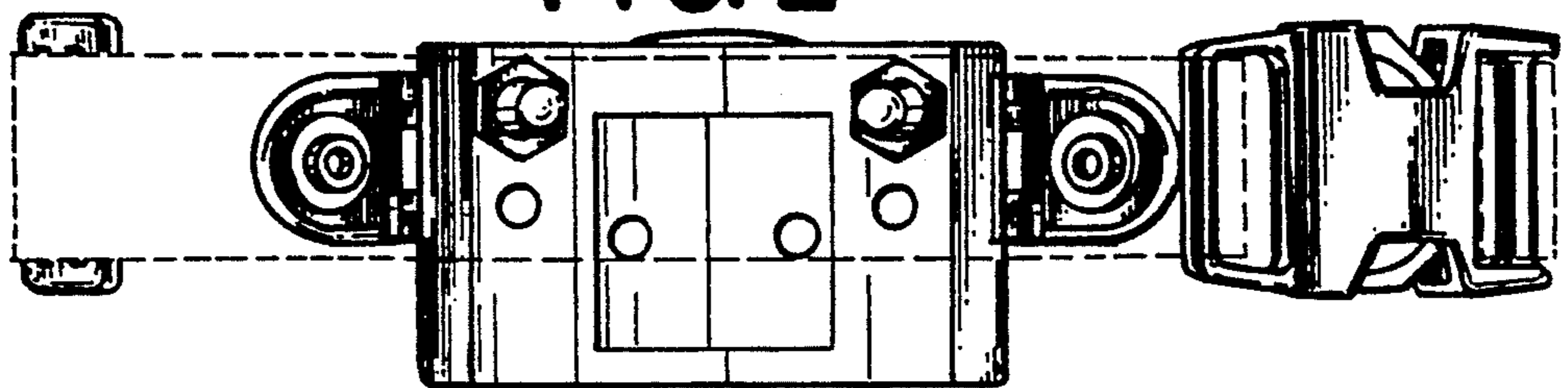
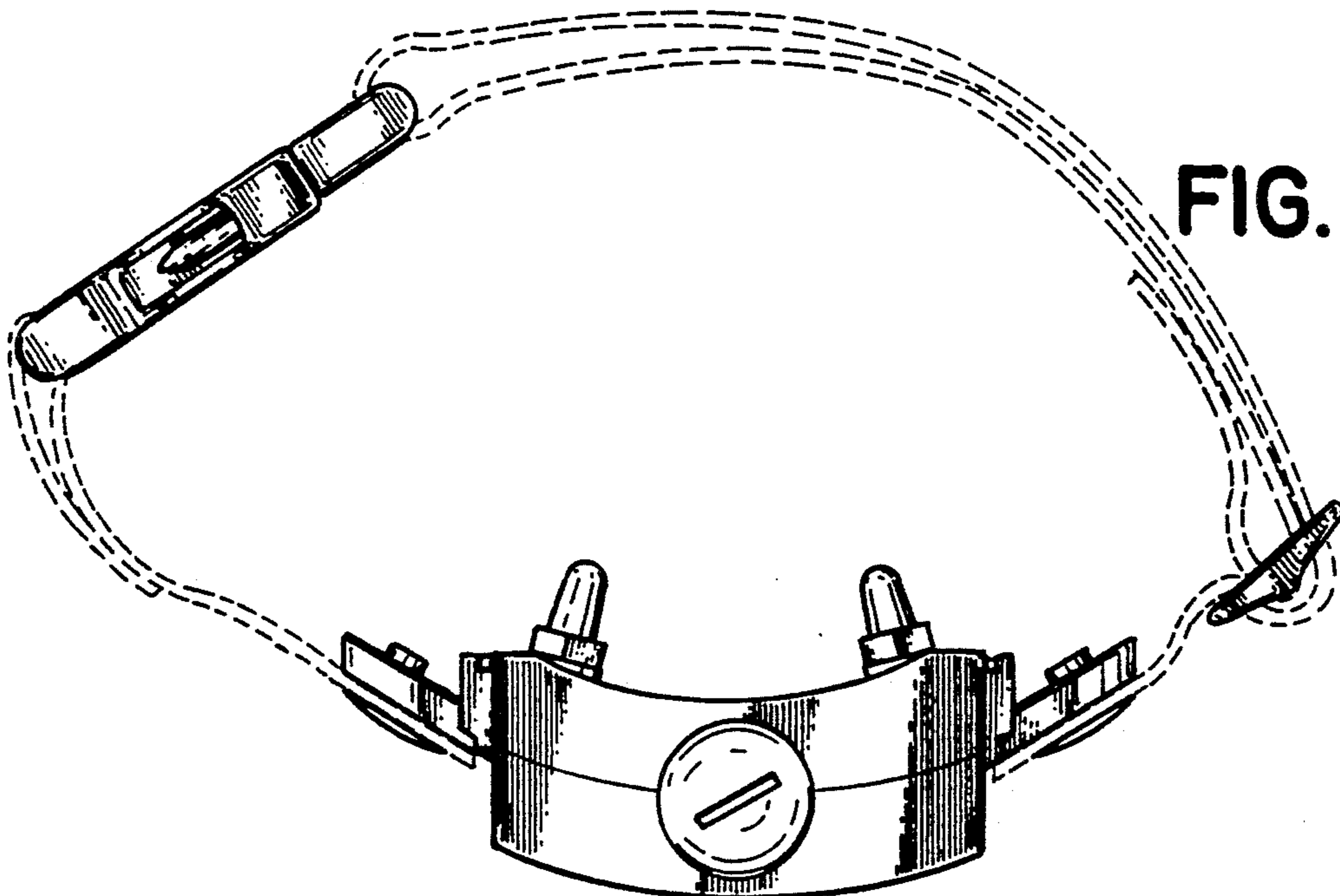
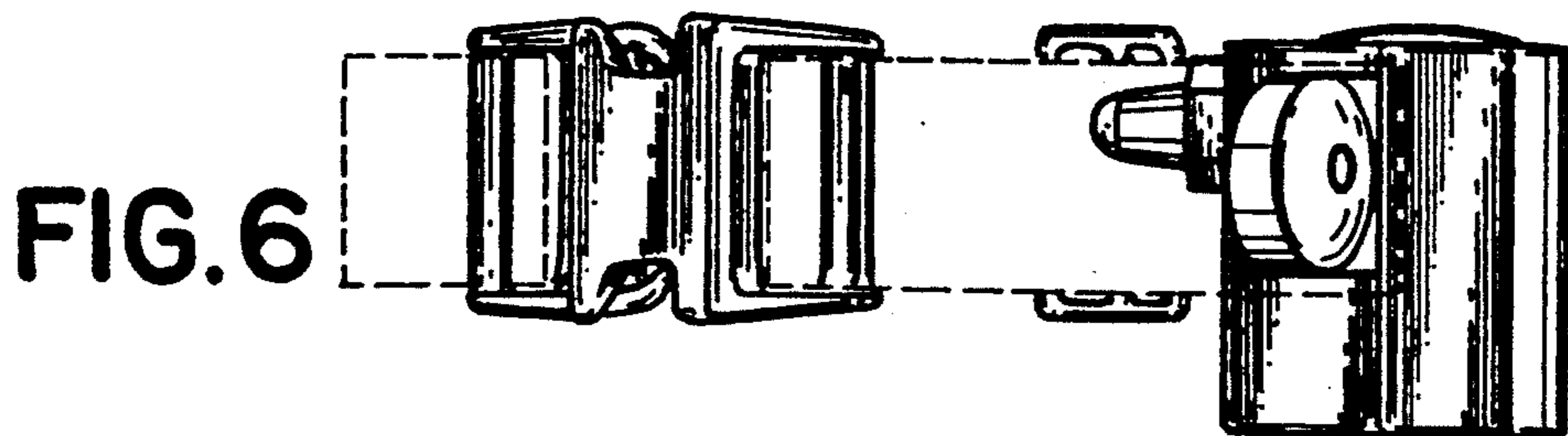
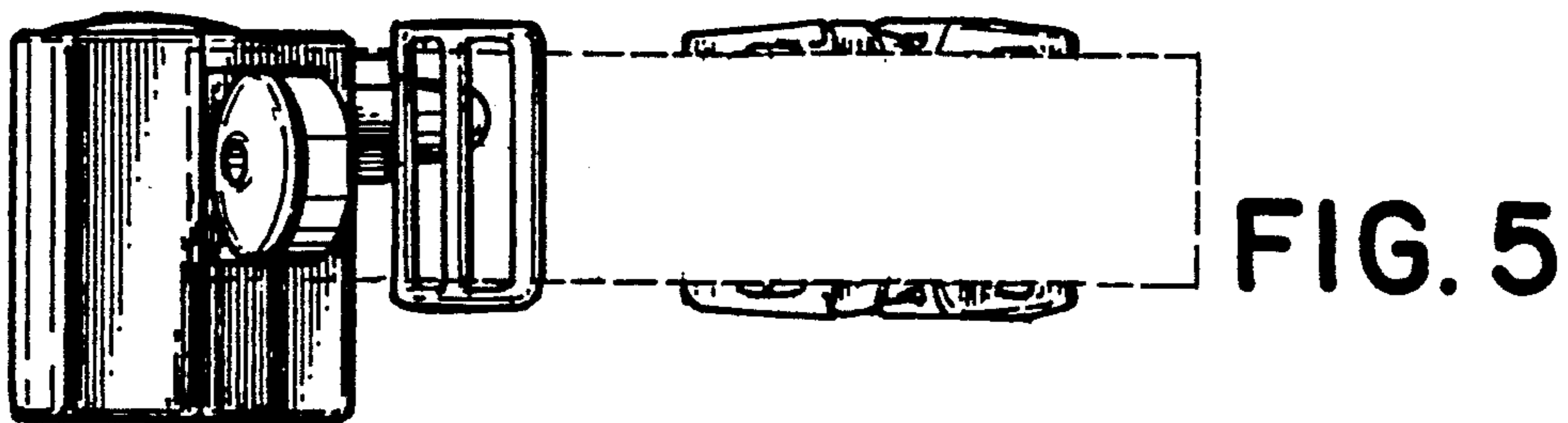
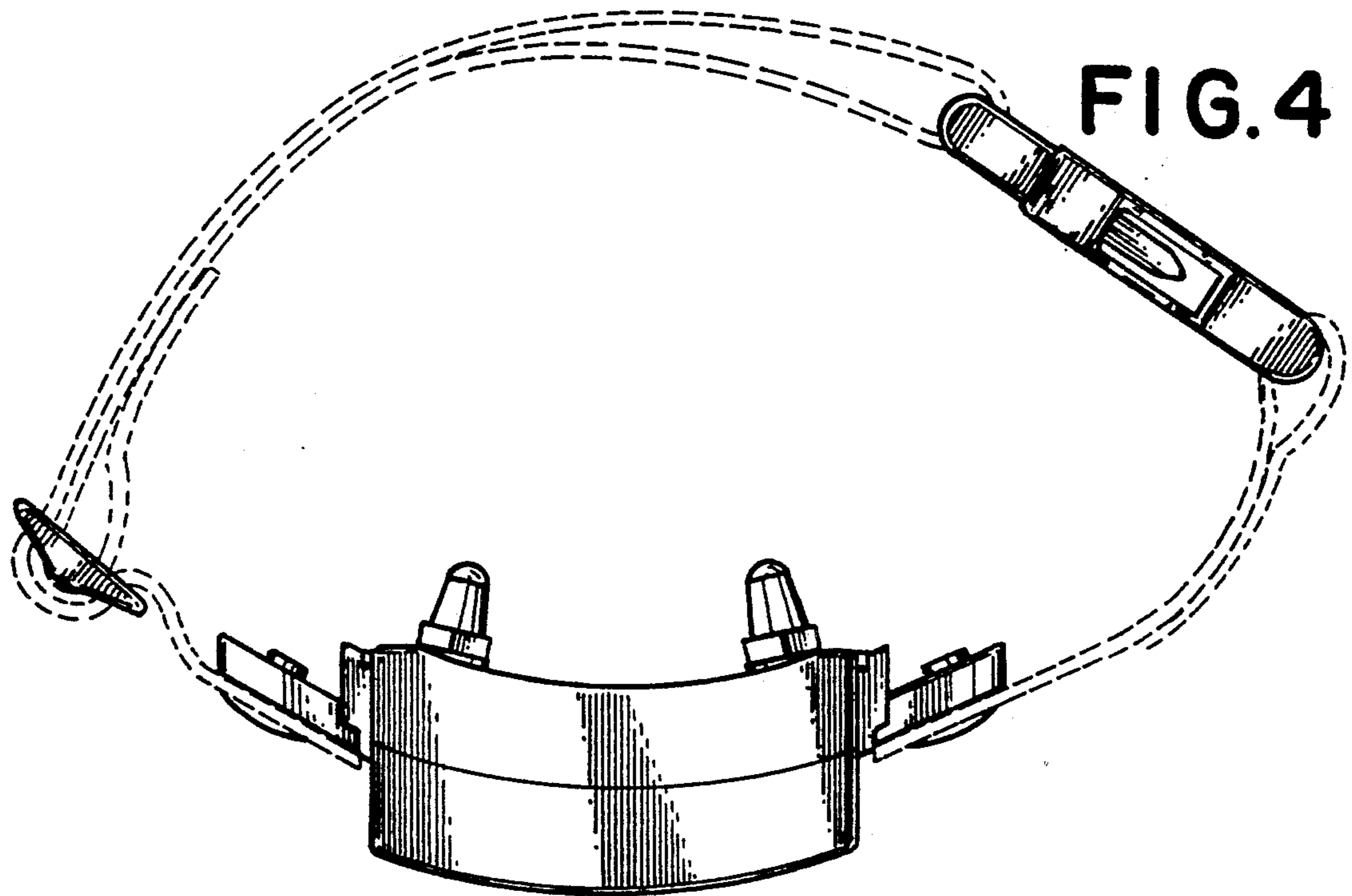


FIG. 3





UNITED STATES PATENT AND TRADEMARK OFFICE
CERTIFICATE OF CORRECTION

PATENT NO. : Des. 330,173

DATED : October 13, 1992

INVENTOR(S) : Vincent A. Juliana & Steven Pancheri

It is certified that error appears in the above-identified patent and that said Letters Patent is hereby corrected as shown below:

On the title page, item (75):

In the inventor information, after "Steven Pancheri," delete "Downington" and insert --Downtown--;

In the Claim, after "for a combined" delete "signalling receiver and buckle and clamp unit for a dog collar," and insert --signal receiver and buckle and clamp unit for an animal collar,--; and

In the Description, change the description of Fig. 1 to --Fig. 1 is a front elevational view of a combined signal receiver and buckle and clamp unit for an animal collar showing the new design, with the broken line showing the collar for illustrative purposes only and forming no part of the claimed design;--.

Signed and Sealed this
Ninth Day of November, 1993

Attest:



BRUCE LEHMAN

Attesting Officer

Commissioner of Patents and Trademarks