



US00D330170S

United States Patent [19]

[11] Patent Number: **Des. 330,170**

Arioka

[45] Date of Patent: **** Oct. 13, 1992**

[54] **ELECTRONIC CLINICAL THERMOMETER CASE**

4,461,584 7/1984 Murase .
4,537,518 8/1985 Murase .
4,549,819 10/1985 Muramoto et al. .

[75] Inventor: **Tetsuya Arioka, Tokyo, Japan**

Primary Examiner—Donald P. Walsh
Assistant Examiner—Antoine D. Davis
Attorney, Agent, or Firm—Frishauf, Holtz, Goodman & Woodward

[73] Assignee: **Terumo Kabushiki Kaisha, Tokyo, Japan**

[**] Term: **14 Years**

[21] Appl. No.: **500,756**

[57] CLAIM

[22] Filed: **Mar. 28, 1990**

The ornamental design for an electronic clinical thermometer case, as shown.

[30] Foreign Application Priority Data

DESCRIPTION

Sep. 30, 1989 [JP] Japan 1-35525
Oct. 9, 1989 [JP] Japan 1-36662

[52] U.S. Cl. **D10/57; D10/57**

[58] Field of Search **D10/52, 57, 58, 59, D10/60; D3/30.1, 36; D19/36; 374/126, 170, 183, 185, 208, 210**

FIG. 1 is a bottom, front and left side perspective view of an electronic clinical thermometer case showing my new design;

FIG. 2 is a front elevational view;

FIG. 3 is a rear elevational view;

FIG. 4 is a top plan view;

FIG. 5 is a left side elevational view;

FIG. 6 is a right side elevational view;

FIG. 7 is a cross-sectional view taken along line 7—7 of FIG. 2;

FIG. 8 is a bottom, front and left side perspective view of second embodiment of my new design of FIG. 1;

FIG. 9 is a front elevational view;

FIG. 10 is a rear elevational view;

FIG. 11 is a top plan view;

FIG. 12 is a left side elevational view;

FIG. 13 is a right side elevational view; and,

FIG. 14 is a cross-sectional view taken along 14—14 of FIG. 8 thereof.

[56] References Cited

U.S. PATENT DOCUMENTS

- D. 255,013 5/1980 O'Brien et al. D10/60
- D. 284,399 7/1986 Fukuda .
- D. 284,400 6/1986 Wada et al. .
- D. 285,182 8/1986 Wada et al. .
- D. 287,829 1/1987 Osaka D10/57
- D. 292,680 11/1987 Chan D10/60 X
- D. 293,085 12/1987 Yokoyama D10/60
- D. 298,219 10/1988 Muller D10/57
- 1,929,338 10/1933 Tichenor 374/194 X
- 4,444,517 4/1984 Murase .




FIG. 1




FIG. 2

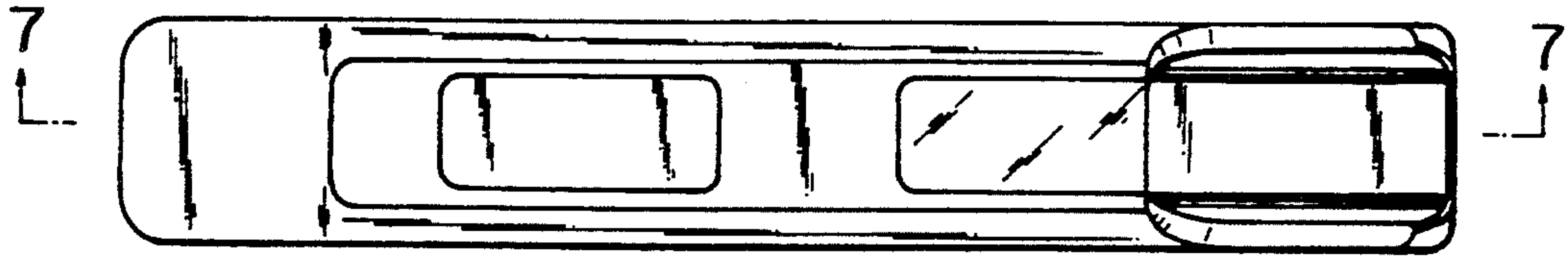


FIG. 3

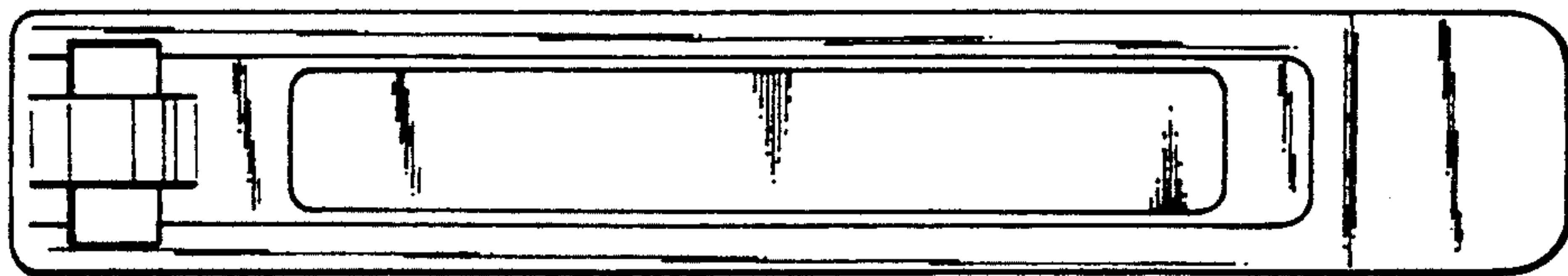


FIG. 4




FIG. 5

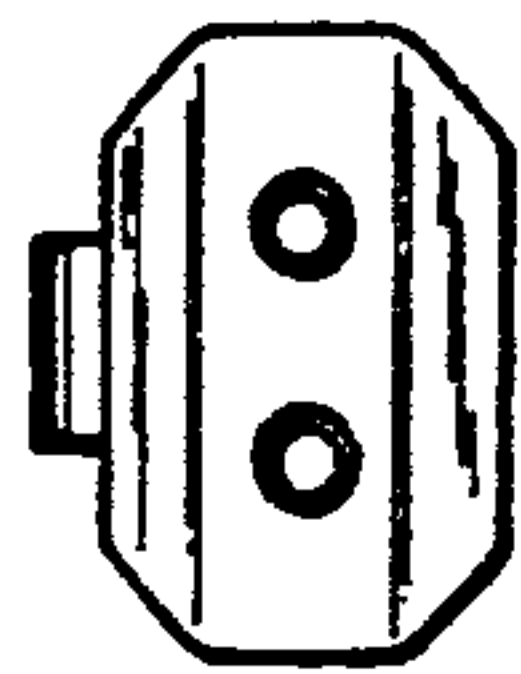


FIG. 6

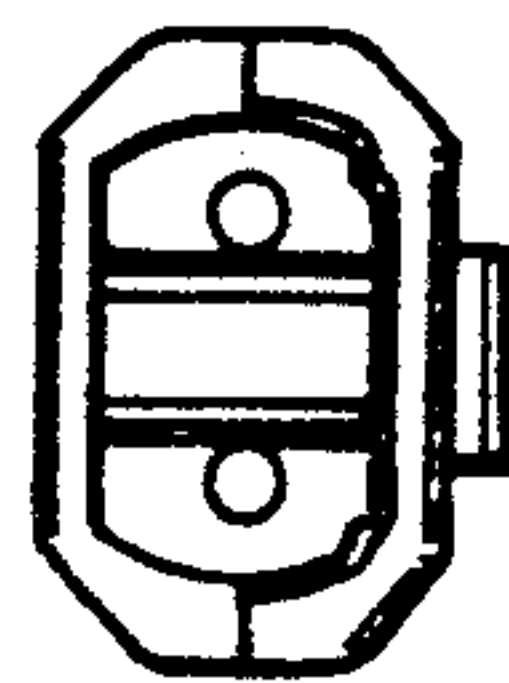


FIG. 7

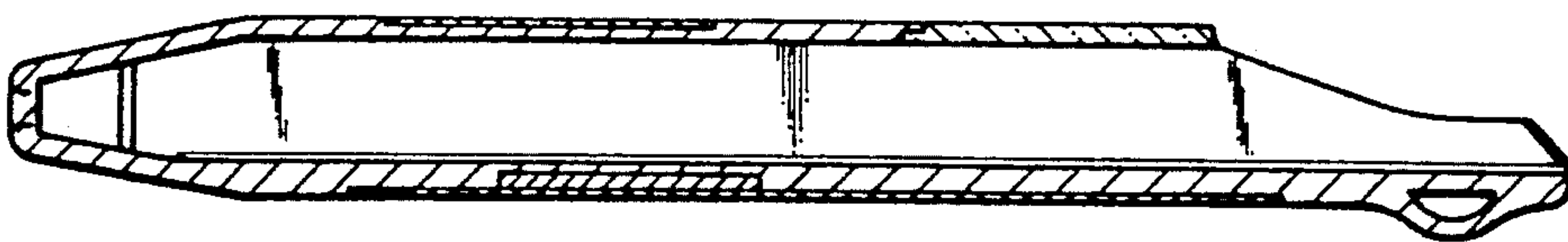


FIG. 8




FIG. 9

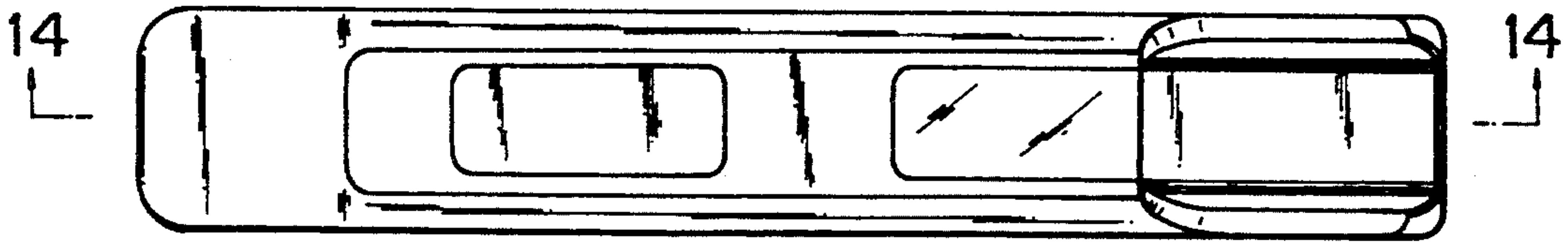


FIG. 10

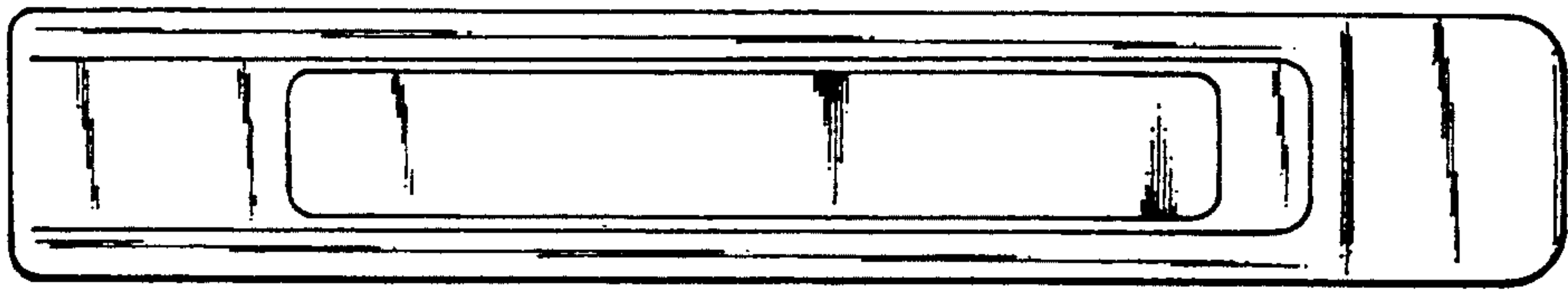


FIG. 11



FIG. 12

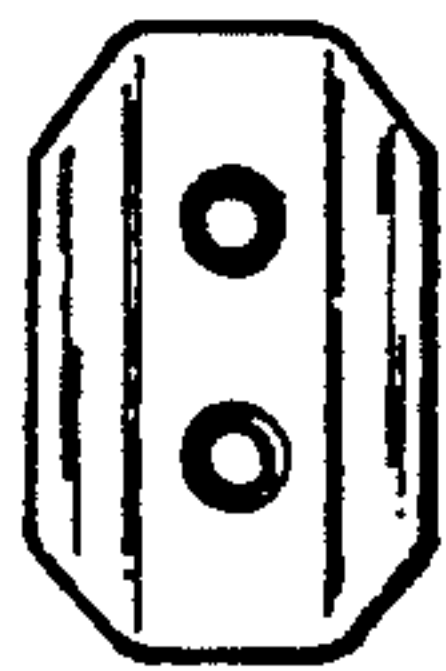


FIG. 13




FIG. 14

