



US00D330128S

United States Patent [19]

[11] Patent Number: **Des. 330,128**

Dziewa

[45] Date of Patent: **** Oct. 13, 1992**

[54] PANTRY SHELF

[76] Inventor: **Ursula A. Dziewa**, 5146 S. Newcastle Ave., Chicago, Ill. 60638

3,219,400 11/1965 Berquist 312/244
4,403,701 9/1983 Corcoran .
4,494,804 1/1985 O'Keeffe 312/126 X
4,744,614 5/1988 Gombosi .

[**] Term: **14 Years**

OTHER PUBLICATIONS

[21] Appl. No.: **462,446**

House and Garden, Aug. 1958, p. 29, "Cannister Shelf," right center of page.

[22] Filed: **Jan. 9, 1990**

[52] U.S. Cl. **D6/432; D6/445; D6/446; D3/74; D7/614; 312/244**

Primary Examiner—Donald P. Walsh
Assistant Examiner—Monica A. Hannon
Attorney, Agent, or Firm—Terry M. Gernstein

[58] Field of Search **D3/30.1, 74; D6/432, D6/446, 447, 511; D7/550, 614; 211/153; 312/DIG. 33, 126, 198, 244, 309**

[57] CLAIM

[56] **References Cited**

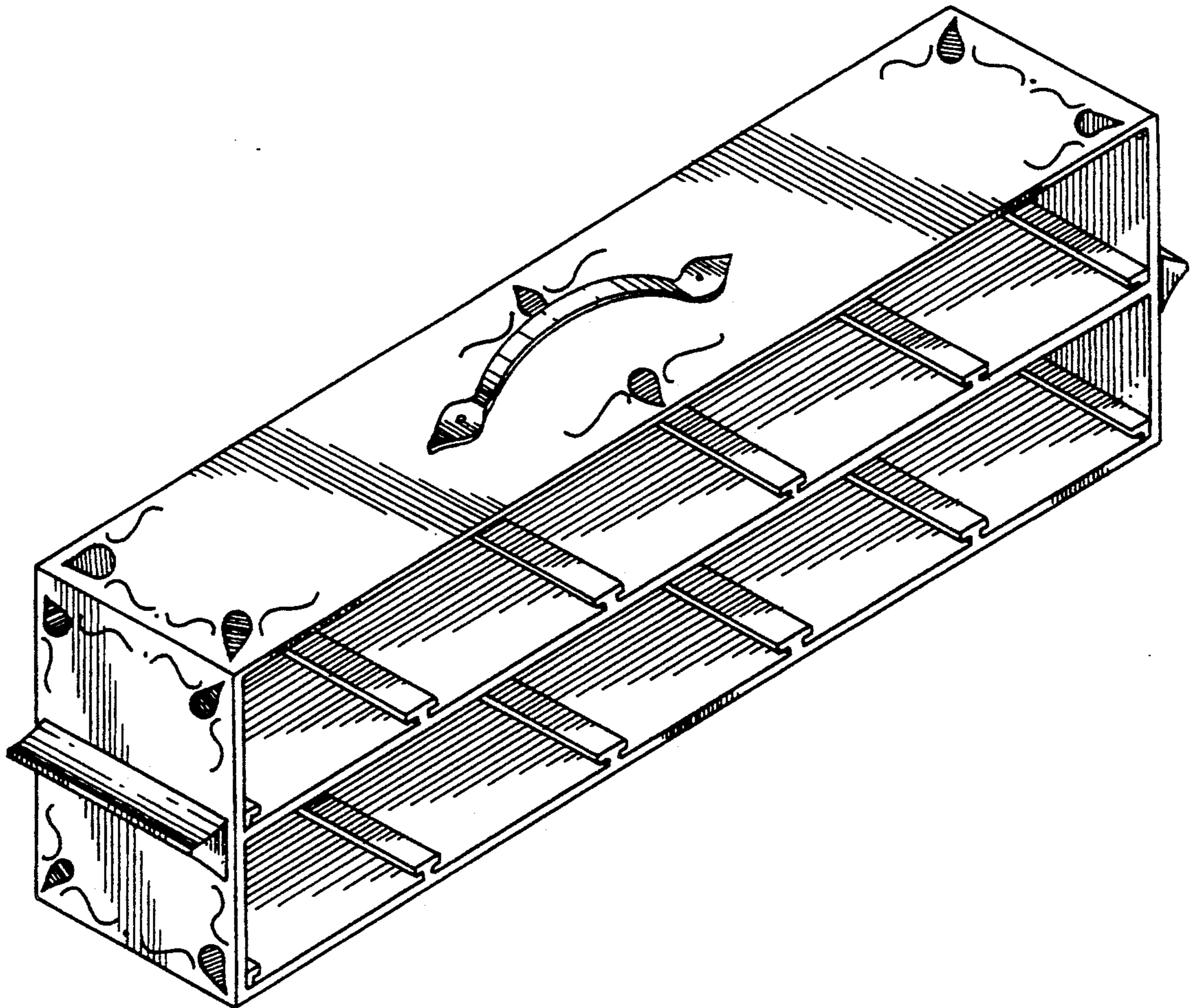
The ornamental design for a pantry shelf, as shown and described.

U.S. PATENT DOCUMENTS

DESCRIPTION

67,625	8/1867	Andrews	D7/614 X
D. 182,637	4/1958	Allen	D7/614 X
207,360	8/1878	Litzelle	D3/74
D. 242,083	10/1976	Jean	D3/74 X
D. 283,084	3/1986	Bannigan	D3/30.1 X
1,609,348	12/1926	Disney	D3/74 X
1,862,593	6/1932	Harbison	211/153
2,290,307	7/1942	Wicker	312/244 X
3,008,788	11/1961	Garner .	

FIG. 1 is a front elevational view of a pantry shelf showing my new design;
FIG. 2 is a front elevational view thereof;
FIG. 3 is a top plan view thereof; and,
FIG. 4 is an end elevational view, the opposite end being identical.
The rear and bottom of the pantry shelf are conventionally plain and unadorned.



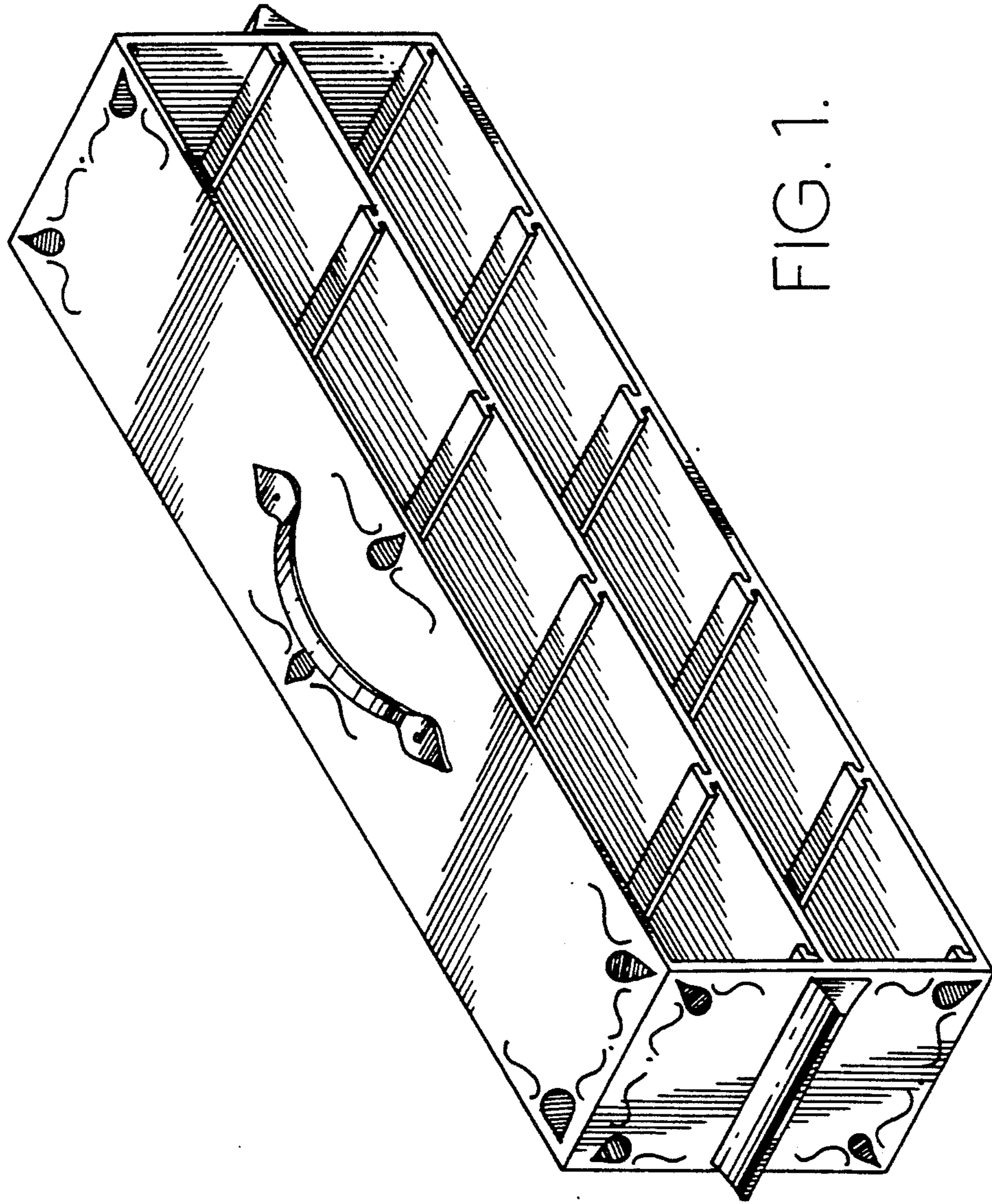


FIG. 1.

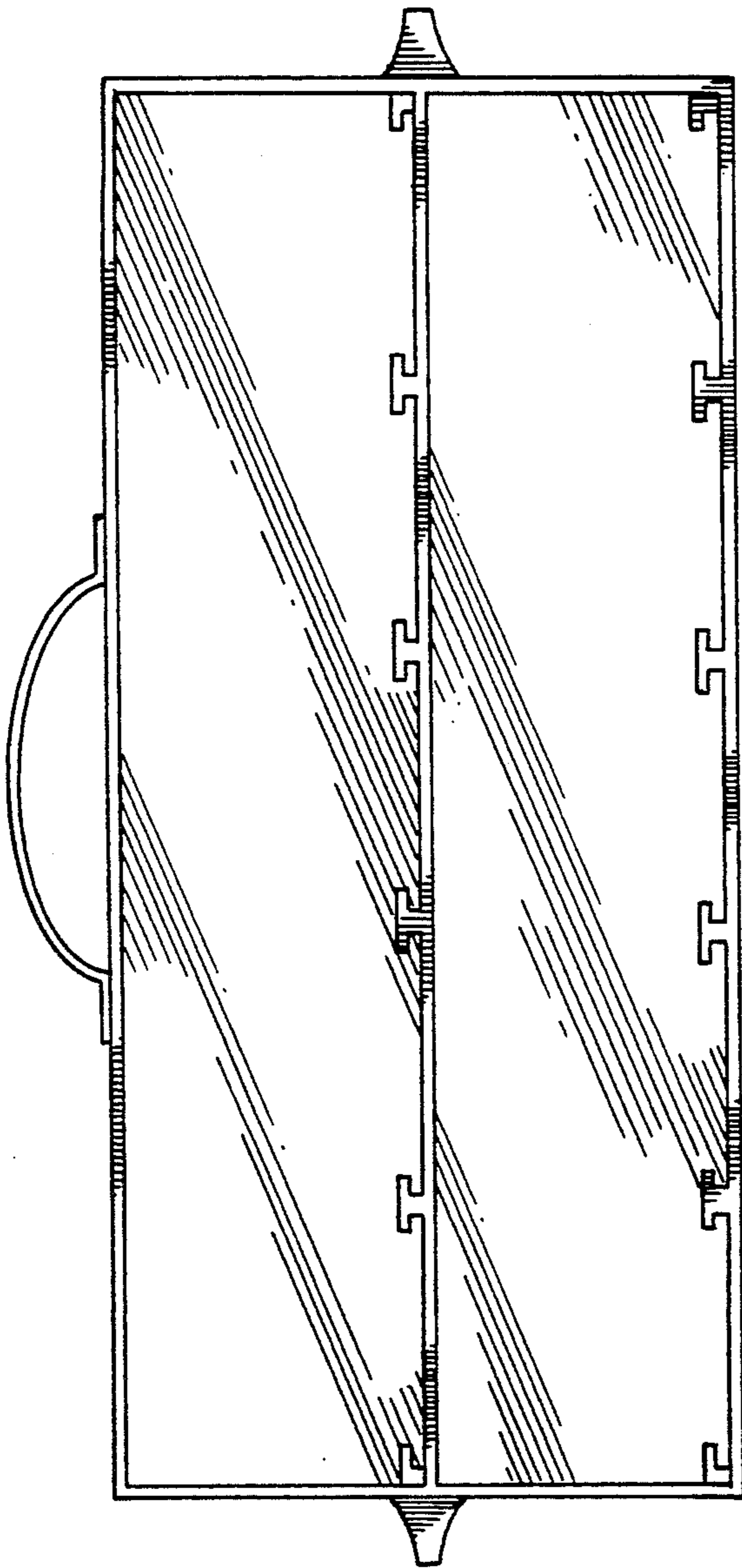


FIG. 2.

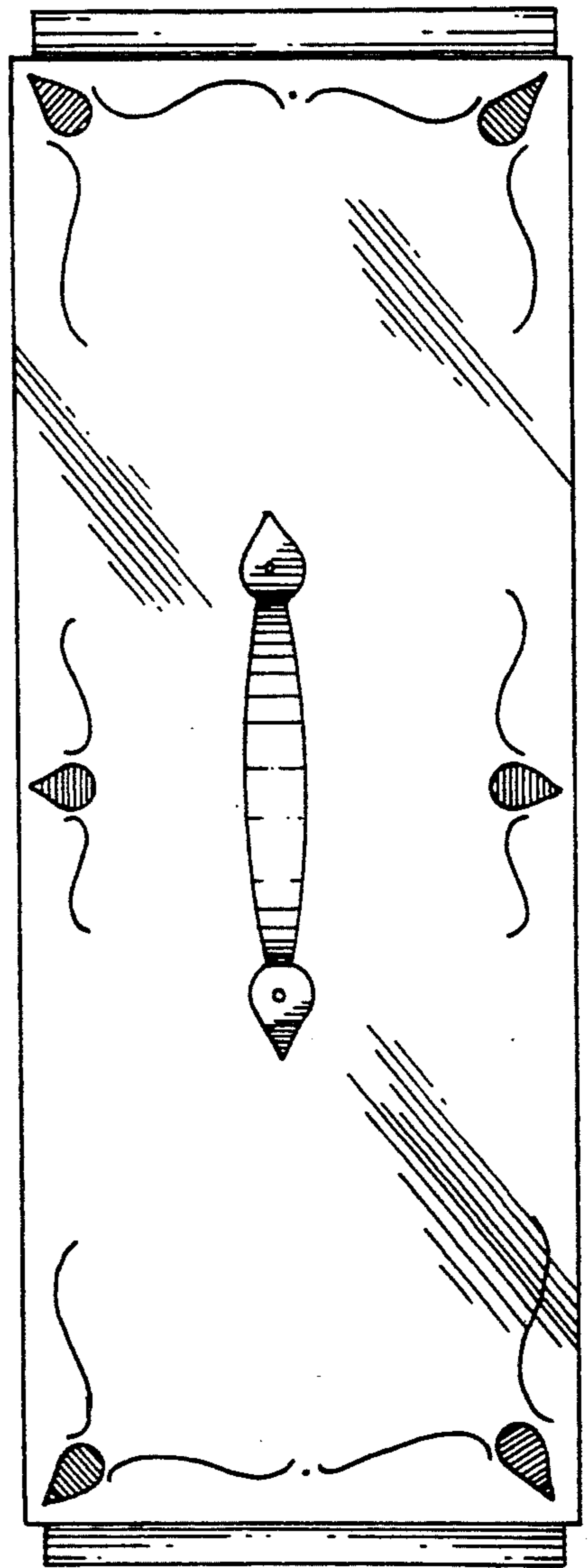


FIG. 3.

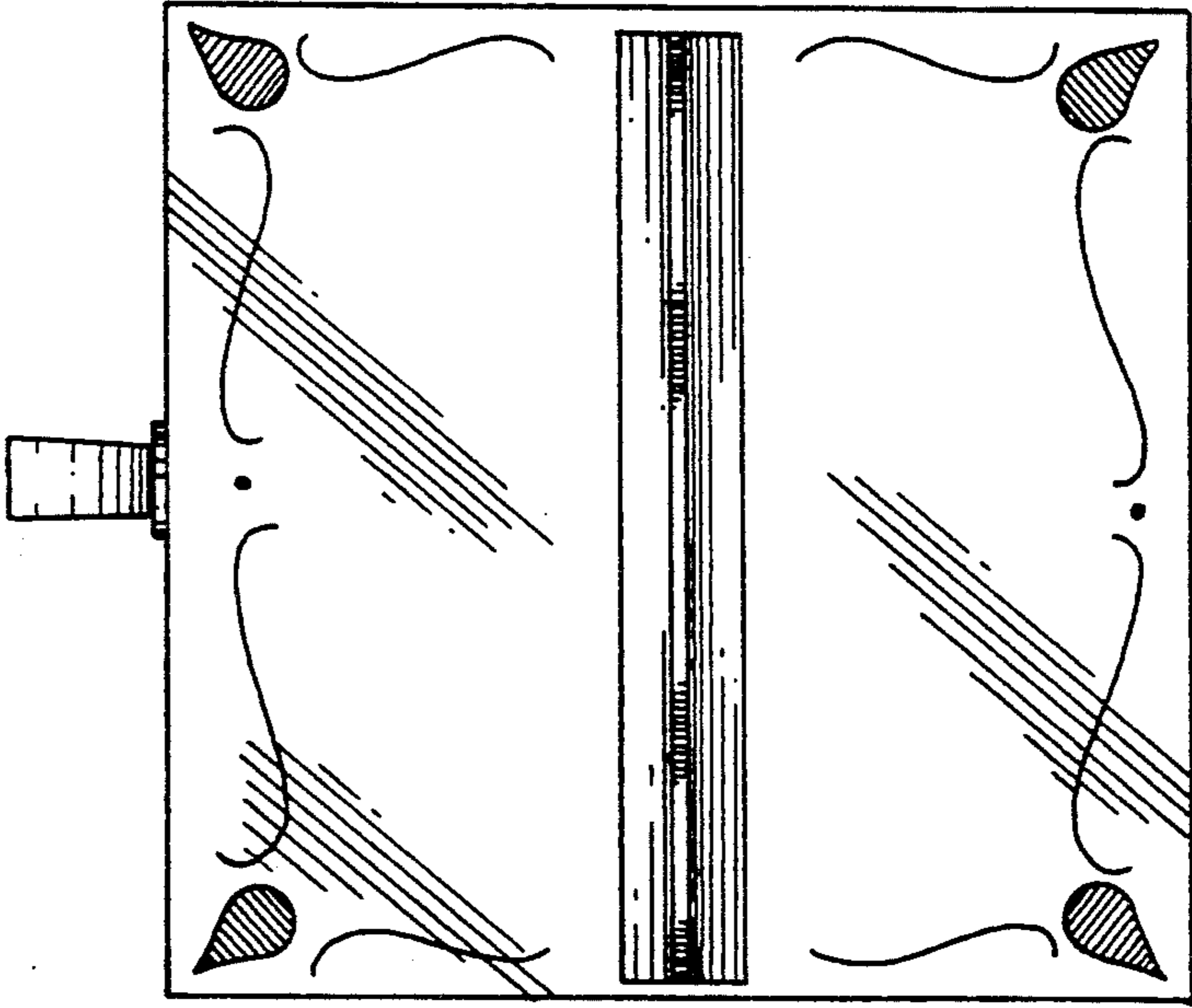


FIG.4.